



Council Chambers
200 H Street
Antioch, CA 94509

Closed Session - 6:00 P.M.
Regular Meeting - 7:00 P.M.

ANNOTATED AGENDA

for

JANUARY 12, 2016

Antioch City Council/
Antioch Public Financing Authority
Regular Meeting

Wade Harper, Mayor
Lori Ogorchock, Mayor Pro Tem
Mary Helen Rocha, Council Member
Tony Tiscareno, Council Member
Monica E. Wilson, Council Member

Arne Simonsen, City Clerk
Donna Conley, City Treasurer

Steven Duran, City Manager
Derek Cole, Interim City Attorney

PLEASE TURN OFF CELL PHONES BEFORE ENTERING COUNCIL CHAMBERS.

Electronic Agenda Packet viewing at: <http://www.ci.antioch.ca.us/CityGov/agendas/FindAgenda.asp>
With Project Plans at: <http://ci.antioch.ca.us/CityGov/CommDev/PlanningDivision/docs/Project-Pipeline.pdf>
Hard Copy viewing at: Antioch Public Library, 501 W 18th St, Antioch, CA
Online Viewing: <http://www.ci.antioch.ca.us/CityGov/citycouncilmeetings.asp>

Council meetings are televised live on Comcast Channel 24

Notice of Availability of Reports

This agenda is a summary of the actions proposed to be taken by the City Council. For almost every agenda item, materials have been prepared by the City staff for the Council's consideration. These materials include staff reports which explain in detail the item before the Council and the reason for the recommendation. The materials may also include resolutions or ordinances which are proposed to be adopted. Other materials, such as maps and diagrams, may also be included. All of these materials are available at the City Clerk's Office, located on the 3rd Floor of City Hall, 200 H Street, Antioch, CA 94509, during normal business hours for inspection and (for a fee) copying. Copies are also made available at the Antioch Public Library for inspection. Questions on these materials may be directed to the staff member who prepared them, or to the City Clerk's Office, who will refer you to the appropriate person.

Notice of Opportunity to Address Council

The public has the opportunity to address the Council on each agenda item. To address the Council, fill out a yellow Speaker Request form, available on each side of the entrance doors, and place in the Speaker Card Tray. See the Speakers' Rules on the inside cover of this Agenda. Comments regarding matters not on this Agenda may be addressed during the "Public Comments" section.

6:00 P.M. ROLL CALL – CLOSED SESSIONS – for Council Members – *All Present*

PUBLIC COMMENTS for Closed Sessions – *None*

CLOSED SESSIONS:

1) **CONFERENCE WITH LABOR NEGOTIATORS** – This Closed Session with the City's Labor Negotiators is authorized by California Government Code section 54957.6; City designated representatives: Nickie Mastay, Denise Haskett and Glenn Berkheimer; Employee organization: Public Employees Union Local 1.

Direction given to Labor Negotiators

2) **CONFERENCE WITH REAL PROPERTY NEGOTIATORS** pursuant to California Government Code section 54956.8; Property – Humphrey's Restaurant, Letter of Intent; Agency Negotiator – City Manager; Parties – Dorothy Everett and John Jernegan.

Direction given to the City Manager; price & terms discussed; no further action

6:01 P.M. Adjourned to Closed Session

7:01 P.M. ROLL CALL – REGULAR MEETING – for Council Members/Antioch Public Financing Authority – *All Present*

PLEDGE OF ALLEGIANCE

ANNOUNCEMENTS OF CIVIC AND COMMUNITY EVENTS

ANNOUNCEMENTS OF BOARD AND COMMISSION OPENINGS

- *PARKS & RECREATION COMMISSION (Deadline date to apply: 01/29/16)*
- *BOARD OF ADMINISTRATIVE APPEALS (Deadline date to apply: 01/29/16)*

PUBLIC COMMENTS – *Members of the public may comment only on unagendized items. The public may comment on agendized items when they come up on this Agenda.*

None

CITY COUNCIL COMMITTEE REPORTS

MAYOR'S COMMENTS

1. CONSENT CALENDAR for City/Antioch Public Financing Authority

A. APPROVAL OF COUNCIL MINUTES FOR NOVEMBER 24, 2015

Recommended Action: It is recommended that the City Council approve the minutes. **Approved, 5/0**

STAFF REPORT

B. APPROVAL OF COUNCIL MINUTES FOR DECEMBER 8, 2015

Recommended Action: It is recommended that the City Council approve the minutes. **Approved, 5/0**

STAFF REPORT

C. APPROVAL OF COUNCIL WARRANTS

Recommended Action: It is recommended that the City Council approve the warrants. **Approved, 5/0**

STAFF REPORT

D. REJECTION OF CLAIMS: VALERIE B. KRONLEIN, MARIA AHMED, AND YASSAR AHMED

Recommended Action: It is recommended that the City Council reject the following claims: **Rejected, 5/0**

- 1) Maria Ahmed – Claim was received on October 5, 2015.
- 2) Yassar Ahmed – Claim was received on October 5, 2015.
- 3) Valerie B. Kronlein – Claim was received on November 23, 2015.

STAFF REPORT

E. APPROVAL OF TREASURER'S REPORT FOR NOVEMBER 2015

Recommended Action: It is recommended that the City Council approve the report. **Approved, 5/0**

STAFF REPORT

F. CITY OF ANTIOCH COMPREHENSIVE ANNUAL REPORT FOR THE FISCAL YEAR ENDED JUNE 30, 2015

Recommended Action: It is recommended that the City Council receive and file the City of Antioch Comprehensive Annual Report for the Fiscal Year Ended June 30, 2015. **Approved, 5/0**

STAFF REPORT

G. SINGLE AUDIT REPORTS FOR THE FISCAL YEAR ENDED JUNE 30, 2015

Recommended Action: It is recommended that the City Council receive and file the City of Antioch Single Audit Reports for the Fiscal Year Ended June 30, 2015. **Approved, 5/0**

STAFF REPORT

H. COUNTY ASSISTANCE FINANCING TABORA GARDENS SENIOR APARTMENTS

Recommended Action: It is recommended that the City Council adopt the Resolution to support the proposed County of Contra Costa (the "County") issuance of tax-exempt revenue bonds to finance the cost of construction and rehabilitation of **Reso No. 2016/01 adopted, 5/0**

STAFF REPORT

CONSENT CALENDAR for City/Antioch Public Financing Authority – Continued

- I. RESOLUTION'S TO SUMMARILY VACATE A SURPLUS PORTION OF A WATER MAIN LINE EASEMENT AND AUTHORIZE THE CITY MANAGER TO EXECUTE ANY ADDITIONAL DOCUMENTS TO QUITCLAIM ANY INTEREST TO THE UNDERLYING FEE OWNER AND AUTHORIZE THE CITY MANAGER TO ACCEPT AN ADDITIONAL WATER MAIN LINE EASEMENT FOR DEER VALLEY BUSINESS PARK (PW 357- 303-06)

**Reso No. 2016/02 adopted AND
Reso No. 2016/03 adopted, 5/0**

Recommended Action: It is recommended that the City Council adopt a resolution to summarily vacate a surplus portion of a water main line easement and quitclaim any interest to the underlying fee owner and authorize the City Manager to accept an easement for a water main line.

STAFF REPORT

- J. RESOLUTION OF LOCAL SUPPORT AND AUTHORIZING THE FILING OF A GRANT APPLICATION TO MTC REQUESTING AN ALLOCATION OF THE TRANSPORTATION DEVELOPMENT ACT (TDA) ARTICLE 3 PEDESTRIAN/BICYCLE PROJECT FUNDS FOR NEW HANDICAP RAMPS AND BICYCLE IMPROVEMENTS AT VARIOUS LOCATIONS (P.W. 409-5)

Reso No. 2016/04 adopted, 5/0

Recommended Action: It is recommended that the City Council adopt the Resolution of Local Support and Authorize the Filing of a Grant Application to MTC Requesting an Allocation of the Transportation Development Act (TDA) Article 3 Pedestrian/Bicycle Project Funds in the amount of \$130,000 for new handicap ramps and sidewalks at: "A" Street from Beede Way to Wilbur Avenue; Cavallo Road at East 13th Street; "G" Street at Marsh Middle School; Putnam Street from Contra Loma Drive to Mission Drive and Carpinteria Drive from Graphite Court to Garrow Bridge.

STAFF REPORT

Antioch Public Financing Authority

- K. ANTIOCH PUBLIC FINANCING AUTHORITY – BASIC FINANCIAL STATEMENTS AND INDEPENDENT AUDITORS' REPORT FOR THE YEAR ENDED JUNE 30, 2015

Approved, 5/0

Recommended Action: It is recommended that the Board of the Antioch Public Financing Authority receive and file the Antioch Public Financing Authority – Basic Financial Statements and Independent Auditors' Report for the Year Ended June 30, 2015

STAFF REPORT

PUBLIC HEARING

2. ORDINANCE PROHIBITING THE CULTIVATION OF MARIJUANA

Recommended Action: It is recommended that the City Council:

To 01/26/16 for adoption, 5/0

STAFF REPORT

- 1) Introduce the Ordinance Prohibiting the Cultivation of Marijuana by title only;
- 2) Introduce the Ordinance amending portions of Chapter 21 of Title 5 of the Antioch Municipal Code.

PUBLIC HEARING – Continued

3. HEIDORN VILLAGE SUBDIVISION (PD-14-02, UP-14-08, AR-14-03, PW 695)

Recommended Action: It is recommended that the City Council take the following actions:

- 1) Adopt the resolution approving the Heidorn Village Initial Study, Mitigated Negative Declaration and Mitigation and Monitoring Reporting Program. **Reso No. 2016/05 adopted, 5/0**

To 01/26/16 for adoption, 5/0

- 2) Introduce the ordinance approving a Development Agreement between the City of Antioch and Mission Peak Homes, Inc.

To 01/26/16 for adoption, 5/0

- 3) Introduce the ordinance rezoning the project site from Planned Development District (PD) to Planned Development District (PD-14-02).

Reso No. 2016/06 adopted, 5/0

- 4) Adopt the resolution approving a Vesting Tentative Map/Final Development Plan (PW 695), a Use Permit (UP-14-08), and Design Review (AR-14-03), subject to conditions of approval.

STAFF REPORT

COUNCIL REGULAR AGENDA

4. STRATEGIC PLAN CHECKLIST

Recommended Action: It is recommended that the City Council review the Strategic Plan Addition Checklist and vote for each item therein contained for inclusion in the Draft Strategic Plan Update.

Approved all items less Item 3, 5/0

Approved Item 3 to read: "It was recommended that we create a restorative justice process in coordination with the District Attorney to require Community service for property crimes.", 5/0

STAFF REPORT

PUBLIC COMMENT - None

STAFF COMMUNICATIONS

COUNCIL COMMUNICATIONS AND FUTURE AGENDA ITEMS – Council Members report out various activities and any Council Member may place an item for discussion and direction on a future agenda. Timing determined by Mayor and City Manager – no longer than 6 months.

ADJOURNMENT – 8:13 P.M.

**CITY COUNCIL MEETING
INCLUDING THE ANTIOCH CITY COUNCIL
ACTING AS SUCCESSOR AGENCY/HOUSING SUCCESSOR
TO THE ANTIOCH DEVELOPMENT AGENCY**

**Study Session/Regular Meeting
5:45 P.M.**

**November 24, 2015
Council Chambers**

Mayor Harper called the meeting to order at 5:45 P.M., and City Clerk Simonsen called the roll.

Present: Council Members Wilson, Ogorchock, Tiscareno, Rocha and Mayor Harper

PLEDGE OF ALLEGIANCE

Mayor Harper led the Council and audience in the Pledge of Allegiance.

STUDY SESSION – SPECIAL MEETING

1. STRATEGIC PLAN UPDATE AND STATUS REPORT WORKSHOP

Mayor Harper introduced the Strategic Plan Update and Status Report Workshop item.

City Manager Duran presented the staff report dated November 24, 2015 recommending that the City Council review the Draft Strategic Plan Update and Status Report, discuss the Draft and provide staff with a check list of possible changes to be brought back to the City Council for consideration.

Terry Ramus, Antioch resident, provided written comment and reviewed his feedback for the Strategic Plan Update.

Mayor Harper thanked Mr. Ramus for his input.

City Manager Duran suggested Mr. Ramus's comments be included as part of the checklist for Council consideration.

The City Council reviewed the Strategic Management Plan Update and provided the following checklist of items to be brought back for Council consideration:

Long Term Goal A: Crime Reduction

- Proper Technology
- Creation of a restitution process
- Notification system for property owners
- Relocation of Code Enforcement to Antioch Police Department
- Strengthen juvenile curfew
- Re-establishment of the School Resource Officer Unit
- Reduce response times and consider recruiting other agencies after discontinuing dispatch services with Brentwood
- Measures of Success - new hires and quarterly Antioch Police Department updates

Long Term Goal B: (NEW) Emergency Operations

- Include the City Council in emergency planning and training

Long Term Goal C: Animal Control

- Measure of Success – Collaboration with HARP on TNR program

Long Term Goal D: Blight Eradication

- Formation of a Blight and Graffiti Abatement committee
- 48-hour goal for graffiti abatement
- Go Request response times
- Partnership with Republic Waste Services
- Strengthening City's ordinances addressing blight

Long Term Goal G: Improve the City's Business Processes

- Partnership with the Chamber of Commerce, County Workforce Development Board, and County Small Business Development Center
- Increased marketing of the City
- Create Online Resources for Businesses
- Business Retention Program
- Strategic planning of Intersections and Interchanges off of Highway 4
- Prioritize the Ferry Terminal
- Freeway signage such as "Historic Downtown", "Marina", "Boat Launch Area"

Mayor Harper requested an update on the Northern Waterfront Plan.

Long Term Goal H: Planning, Entitlements and Permitting

- Provide photos and renderings of the Specific Plan for the eBART station
- Prioritize the Ferry Terminal, develop a plan including operation and maintenance, from partnerships with East County Cities

Long Term Goal J: Parks and Recreation

- Evaluate parks in need of repairs and upgrades
- Support creative input for alternative recreation opportunities

Councilmember Rocha requested staff provide a report on restroom facilities at neighborhood parks.

Mayor Harper requested an update on the Youth Engagement Program (ACT).

Long Term Goal K: Public Works & Engineering

- Coordination of CDBG, Public Works and Economic Development

- Develop an Internship Program

In response to Councilmember Tiscareno, City Clerk Simonsen gave an update on the City's record management system.

Long Term Goal N: Legal Services

- Hiring a City Attorney

Mayor Harper suggested the City Council consider hiring a Legal Assistant for the City Attorney's office.

Long Term Goal P: Information Systems Services

- Implement the use of portable surveillance cameras for the Antioch Police Department
- Coordination with the City of Pittsburg on surveillance cameras

Councilmember Rocha requested an update for improving programming and public announcements on the City's PEG Channels.

Councilmember Tiscareno requested an update on improving the Council meeting feed for the public.

Mayor Harper questioned if a software program existed to manage constituent's requests to the City Council.

City Manager Duran requested Council email any additional items to him and stated he would attempt to bring this item back for Council consideration in January.

Mayor Harper requested Council consider promoting a strong partnership with Antioch Unified School District, Delta Diablo Sanitation District, and Tri Delta Transit. He suggested the community send their requests for additions to the Strategic Plan to Council or City Manager Duran.

Mayor Harper adjourned the Special Meeting at 6:47 P.M.

Mayor Harper called the meeting to order at 7:02 P.M., and City Clerk Simonsen called the roll.

Present: Council Members Wilson, Ogorchock, Tiscareno, Rocha and Mayor Harper

PLEDGE OF ALLEGIANCE

Mayor Harper led the Council and audience in the Pledge of Allegiance.

2. PROCLAMATION

- *East County Regional Group and First 5 Contra Costa, November 21, 2015*

On motion by Councilmember Rocha, seconded by Councilmember Wilson, the Council unanimously approved the Proclamation.

The City Council thanked the East County Regional Group and First 5 Contra Costa for their advocacy on behalf of children and partnering with the City of Antioch to improve park facilities.

Mayor Harper presented the *East County Regional Group and First 5 Contra Costa* proclamation to members of the East County Regional Group, First 5 Contra Costa and Healthy and Active Before 5.

Janet Costa, representing East County Regional Group, and Rhea Elina Laughlin, representing First 5 Contra Costa, thanked the City Council for the recognition and their support.

ANNOUNCEMENTS OF CIVIC AND COMMUNITY EVENTS

Debbie Blaisure, representing Downtown Merchants and owner of Oddly Unique and Oddly Unique 2, promoted the Small Business Day sale from 10:00 A.M. – 5:00 P.M. on November 28, 2015 and the Holiday Store & Window Décor Contest from November 28 - December 12, 2015. She announced Customer Appreciation Day would be held from 10:00 A.M. – 5:00 P.M. on December 12, 2015.

Melissa Margain, representing Supervisor Mary Piepho office, invited the community to attend the Annual Holiday Party and Open House from 4:00 P.M. – 6:00 P.M. on December 14, 2015 in Brentwood.

Velma Wilson announced the Antioch High School football team would be participating in a playoff game at 7:00 P.M. on November 28, 2015 at Antioch High School. She also announced tickets were available for the Golden State Warriors vs. San Antonio Spurs game on November 30, 2015. Contact information was provided.

Wayne Harrison, Velma Wilson, and Jim Lanter, representing Celebrate Antioch Foundation, announced the Holiday De Lites Parade would begin at 3:30 P.M. on December 5, 2015 and be followed by a lighted boat parade.

Councilmember Ogorchock encouraged residents to shop small businesses throughout Antioch on November 28, 2015. She announced BART Director Joel Keller will present a BART Update on December 1, 2015 from 7:00 P.M. – 8:30 P.M. at the Antioch Community Center.

Councilmember Rocha announced Golden Hills Church would be hosting a free Thanksgiving Day Dinner from 10:30 A.M. - 2:00 P.M. on November 26, 2015 at the American Legion Hall.

City Clerk Simonsen announced he had several items in the lost and found that could be retrieved by contacting the City Clerk's office.

ANNOUNCEMENTS OF BOARD AND COMMISSION OPENINGS

City Clerk Simonsen announced the following Board and Commission openings:

- *Planning Commission: Two vacancies; deadline date is December 11, 2015*
- *Economic Development Commission: One vacancy, deadline date December 11, 2015*

He reported applications would be available in Council Chambers, online at the City's website, at the City Clerk, and Deputy City Clerk's offices.

Mayor Harper announced Administrative Services Director Michelle Fitzer had accepted a position with the City of Pinole as their City Manager.

The City Council thanked Administrative Services Director Fitzer for her professionalism while serving the City of Antioch, wished her well in her new position, and presented her with a bouquet of flowers.

Administrative Services Director Fitzer thanked Council for the recognition and stated it had been a pleasure working for the City of Antioch.

City Manager Duran congratulated Administrative Services Director Fitzer for her appointment as City Manager of Pinole.

PUBLIC COMMENTS

Jim Lanter, Antioch resident and business owner, wished everyone a Happy Thanksgiving. He announced the downtown merchants were attempting to co-op for advertising and marketing of the area. He requested the City consider repairing and maintaining the tree lights and fountain downtown. He noted they would be willing to partner with the City for these endeavors.

Chris Valenta, Antioch resident, wished everyone a Happy Thanksgiving and reported he had observed progress in the feral cat issue. He played a recording from Antioch Animal Services regarding a complaint received against him and stated he believed the message was unprofessional. He suggested planting drought resistant plants in the water fountain downtown.

COUNCIL SUBCOMMITTEE REPORTS

Councilmember Tiscareno reported on his attendance at the TRANSPLAN, ECCRFFA, and Highway 4 meeting.

Councilmember Ogorchock reported she was accepted to the League of California Cities Administrative Policy Committee.

MAYOR'S COMMENTS

Mayor Harper wished everyone a Happy Thanksgiving.

1. **COUNCIL CONSENT CALENDAR for City /City as Successor Agency/Housing Successor to the Antioch Development Agency**
- A. **APPROVAL OF COUNCIL MINUTES FOR NOVEMBER 10, 2015**

- B. APPROVAL OF COUNCIL WARRANTS
- C. APPROVAL OF TREASURER'S REPORT FOR OCTOBER 2015
- D. AUTHORIZATION FOR THE CITY MANAGER TO EXECUTE AN AMENDMENT TO THE LEGAL SERVICES AGREEMENT WITH COTA COLE TO EXTEND THE TERM
- E. APPROVAL OF AMENDMENT TO AGREEMENT WITH STEVE DURAN FOR CITY MANAGER SERVICES

City of Antioch Acting as Successor Agency/Housing Successor to the Antioch Development Agency

- F. APPROVAL OF SUCCESSOR AGENCY WARRANTS
- G. APPROVAL OF HOUSING SUCCESSOR WARRANTS

On motion by Councilmember Ogorchock, seconded by Councilmember Tiscareno, the City Council unanimously approved the Council Consent Calendar.

COUNCIL REGULAR AGENDA

4. APPOINTMENT TO FILL ONE PARTIAL-TERM VACANCY TO THE SALES TAX CITIZENS' OVERSIGHT COMMITTEE

Mayor Harper appointed Eduardo Cendejas to the Sales Tax Citizens' Oversight Committee for a term expiring in March 2018.

On motion by Councilmember Rocha, seconded by Councilmember Ogorchock, the City Council unanimously approved the appointment of Eduardo Cendejas to the Sales Tax Citizens' Oversight Committee for a term expiring in March 2018.

Eduardo Cendejas stated it was a pleasure to be appointed and to be of service to the City of Antioch.

5. ALLOCATION OF STATE REIMBURSEMENT OF PRE-2004 UNFUNDED MANDATES

Finance Director Merchant presented the staff report dated November 24, 2015 recommending the City Council provide direction on use of reimbursement for prior unfunded State mandates and interest received by the City in the amount of \$883,175.

In response to Councilmember Tiscareno, Director of Public Works/City Engineer Bernal reported staff was currently considering options for repairing the tree lights downtown and this issue would be coming back to Council in January.

City Manager Duran gave a brief overview of the "L" Street redesign process.

Tom Menasco discussed the fundraising program for the Antioch Historical Society fire truck restoration project.

Finance Director Merchant explained approximately \$768,000 in redevelopment funds was under contention with the Department of Finance. She noted the City filed a written petition and a hearing was scheduled in February; however, they were looking at possibility remitting the funds by December 31, 2015 in order to receive the finding of completion to proceed with other items related to redevelopment dissolution.

City Manager Duran added it would be prudent for Council to set-aside these funds pending the outcome of the hearing.

On motion by Councilmember Ogorchock, seconded by Councilmember Rocha, the City Council unanimously directed \$229,377 of the remaining \$441,587 in State mandated reimbursements used for a Habitat Conservation Plan (HCP).

A motion made by Councilmember Rocha, seconded by Mayor Harper, to direct \$75,000 in State mandated reimbursements for consulting services for "L" Street redesigned failed by the following vote:

Ayes: Rocha, Harper

Noes: Wilson, Ogorchock, Tiscareno

On motion by Councilmember Rocha, seconded by Councilmember Tiscareno, the City Council directed \$20,000 of the State mandated reimbursements for restoration of the fire truck recently sold to the Antioch Historical Society. The motion carried the following vote:

Ayes: Harper, Ogorchock, Tiscareno, Rocha

Noes: Wilson

On motion by Councilmember Ogorchock, seconded by Councilmember Tiscareno, the City Council directed \$500.00 of the State mandated reimbursements for Sister City activities. The motion carried the following vote:

Ayes: Harper, Ogorchock, Tiscareno, Rocha

Noes: Wilson

On motion by Councilmember Tiscareno, seconded by Councilmember Harper, the City Council directed \$4,300 of the State mandated reimbursements for Antioch Unified School District Deer Valley High School after school library program. The motion carried the following vote:

Ayes: Harper, Tiscareno, Rocha

Noes: Ogorchock, Wilson

On motion by Councilmember Ogorchock, seconded by Councilmember Rocha, the City Council unanimously directed the remainder of the State mandated reimbursements be set aside in reserves for the possibility of a lawsuit pertaining to the redevelopment funds.

6. DISCUSSION OF POSSIBLE PROHIBITION/REGULATION OF MEDICAL MARIJUANA CULTIVATION

City Attorney Galstan presented the staff report dated November 24, 2015 recommending Council hold a study session and direct staff as to its desired course of action.

City Manager Duran stated the State had not provided an adequate amount of time for cities to craft an ordinance that addressed all the issues. He noted it would be easier to prohibit cultivation now and modify the ordinance later, if Council so desired.

Chief Cantando spoke in support of the Council adopting a prohibition ordinance noting that regulating medical marijuana cultivation would negatively impact the Antioch Police Department. He reported the Federal government indicated cultivation and possession of marijuana was illegal and the State and Federal governments conflicted on this issue.

In response to Councilmember Tiscareno, City Attorney Galstan explained the Compassionate Care Act stated it was not illegal to possess a small amount of marijuana if a person was in possession of a medical marijuana card; however, it did not reference selling or cultivation. He noted cities had the opportunity to regulate in that area.

Councilmember Tiscareno stated his concern was if the City had enough information and questioned if there would be legal liabilities regarding people who grow for medicinal purposes.

In response to Council, City Attorney Galstan stated the City had no access to the data bank regarding residents in possession of medical marijuana cards. He clarified the State would not give a permit to cultivate, if the city prohibited cultivation.

Gil Murillo, Antioch resident, spoke in support of the City adopting a prohibition ordinance.

Joseph Salazar, Antioch resident and San Francisco Police Officer, encouraged everyone to read and understand AB266. He spoke in support of the City adopting a prohibition ordinance and offered his assistance in drafting an ordinance.

Chris Valenta, Antioch resident, questioned if the City could generate revenue from an ordinance.

On motion by Councilmember Ogorchock, seconded by Councilmember Rocha, the City Council unanimously directed staff to prepare a prohibition ordinance.

PUBLIC COMMENTS - None

STAFF COMMUNICATIONS - None

COUNCIL COMMUNICATIONS

Councilmember Wilson reported on her attendance at the Veteran's Day ceremonies, Chamber of Commerce Mixer at Servpro, swearing-in at Antioch Police Department, Head

Start 50th Anniversary, Contra Costa County Elected Women's Luncheon, and Contra Loma Park ribbon-cutting.

Councilmember Ogorchock reported on her attendance at Congressman DeSaulnier's Mentor Program, groundbreaking at Pittsburg BART, re-opening of Walmart, Youth Empowerment Gala, and ribbon-cutting for Grocery Outlet.

Councilmember Tiscareno reported he had attended the same community events as Councilmember Wilson and wished everyone a Happy Thanksgiving.

Councilmember Rocha thanked Director of Park and Recreation Kaiser for their partnership with the community stakeholders, for the improvements at Contra Loma Park. She requested staff respond to inquiries she received regarding roosters. She wished the Antioch High School Panthers good luck during the playoffs and wished everyone a Happy Thanksgiving.

Mayor Harper reported on his attendance at the Delta Diablo Sanitation meeting and stated he had attended many other community events. He wished the Antioch High School Panthers and the Golden State Warriors good luck and wished everyone a Happy Thanksgiving.

ADJOURNMENT

With no further business, Mayor Harper adjourned the meeting at 8:54 P.M. to the next regular Council meeting on December 8, 2015.

Respectfully submitted:

Kitty Eiden

KITTY EIDEN, Minutes Clerk

CITY COUNCIL MEETING

Regular Meeting
7:00 P.M.

December 8, 2015
Council Chambers

6:00 P.M. - CLOSED SESSION

1. **CONFERENCE WITH LABOR NEGOTIATORS** – This Closed Session with the City's Labor Negotiators is authorized by California Government Code section 54957.6; City designated representatives: Nickie Mastay, Denise Haskett and Glenn Berkheimer; Employee organization: Public Employees Union Local 1.

City Attorney Cole reported the City Council had been in Closed Session and gave the following report: **#1 CONFERENCE WITH LABOR NEGOTIATORS**, Direction was given to Labor Negotiators.

Mayor Harper called the meeting to order at 7:00 P.M., and City Clerk Simonsen called the roll.

Present: Council Members Wilson, Ogorchock, Tiscareno, Rocha and Mayor Harper

PLEDGE OF ALLEGIANCE

Mayor Harper led the Council and audience in the Pledge of Allegiance.

ANNOUNCEMENTS OF CIVIC AND COMMUNITY EVENTS

Harry Thurston, representing the Contra Costa Clean Energy Alliance, announced a Community Choice Energy (CCE) Informational Workshop would be held from 7:00 P.M. – 9:00 P.M. on December 16, 2015 at the Brentwood Community Center.

Chris Ponsano, Project Manager for KLSN Community Radio, gave a brief background and encouraged local communities to participate in their training program.

Mayor Harper encouraged Mr. Ponsano to email his comments to the City Council.

Councilmember Rocha invited the community to the Women's Club House Tour from 1:00 P.M. – 5:00 P.M. on December 13, 2015 and announced proceeds from the event would go toward scholarships.

ANNOUNCEMENTS OF BOARD AND COMMISSION OPENINGS

City Clerk Simonsen announced the following Board and Commission openings:

- *Planning Commission: Two vacancies; deadline date is December 11, 2015*
- *Economic Development Commission: One vacancy, deadline date December 11, 2015*

He reported applications would be available in Council Chambers, online at the City's website, at the City Clerk, and Deputy City Clerk's offices.

PUBLIC COMMENTS

Chris Valenta, Antioch resident, reiterated his concerns regarding a citation he received from Animal Services. He reported the Riverview Restaurant was a health hazard and requested the City instruct the business owner to clean up the property. He gave a history of the City's Ordinance related to RV and boat parking. He suggested the City prohibit Cash for Gold businesses.

Fred Hoskins, Antioch resident, discussed his request for the City to turn over the Hard House property to the Friends of the Roswell Butler Hard House.

Stephanie Sterling, Antioch resident, discussed blight in the 99 Cent Store parking lot and suggested the City contact the landlord and request the property be cleaned up.

Steve Huddleston, Antioch resident, reiterated Ms. Sterling's concerns and urged the City Council to visit the area. He suggested the City consider providing a shelter for the homeless.

COUNCIL SUBCOMMITTEE REPORTS

Councilmember Wilson reported on her attendance at the ABAG Regional Planning Committee.

Councilmember Tiscareno reported State Route 4 Bypass Authority and East County Regional Fee and Financing Authority (ECRFFA) would be meeting on December 10, 2015.

Councilmember Rocha announced the Tri Delta Transit meeting would be held this week.

MAYOR'S COMMENTS

Mayor Harper reported Council had participated in the Holiday De Lites parade and commended everyone who participated in the event. He reported on his attendance at a Delta Diablo Finance Committee meeting, Mayor's Conference, Crab Feed at Antioch High School, and the swearing-in of new Antioch Police Officers.

City Manager Duran introduced Nickie Mastay as the City's new Administrative Services Director.

Administrative Services Director Mastay thanked everyone for the opportunity to serve the City and thanked former Administrative Services Director Fitzer for her assistance during the transition.

Mayor Harper welcomed Administrative Services Director Mastay to the City.

1. COUNCIL CONSENT CALENDAR

A. APPROVAL OF COUNCIL MINUTES FOR NOVEMBER 24, 2015

- B. APPROVAL OF COUNCIL WARRANTS**
- C. RESOLUTION NO. 2015/85 APPROVING A NEW CLASS SPECIFICATION OF OFFICE ASSISTANT, ASSIGNING A SALARY RANGE, ASSIGNING THE CLASSIFICATION TO THE OPERATING ENGINEERS LOCAL 3 BARGAINING UNIT, AUTHORIZING THE ADDITION OF ONE FULL-TIME REGULAR POSITION IN THE RECREATION BUDGET, AND REALLOCATING PART-TIME TEMPORARY SALARIES IN THE RECREATION BUDGET TO COVER THE ADDITIONAL COST**
- D. AB1600 DEVELOPMENT IMPACT FEE ANNUAL REPORT**
- E. RESOLUTION NO. 2015/86 BUDGET AMENDMENT FOR USE OF STATE REIMBURSEMENT OF PRE-2004 UNFUNDED MANDATES**

On motion by Councilmember Tiscareno, seconded by Councilmember Rocha, the City Council unanimously approved the Council Consent Calendar with the exception of Item C, which was removed for further discussion.

Item C – Director of Park and Recreation Kaiser clarified this item would be budget neutral as there would be a reduction in the amount of money funded in the temporary and part-time salaries and wages line item. She noted it may result in a reduction of hours or elimination of some temporary positions.

In response to Council, Director of Park and Recreation Kaiser clarified she would not be requesting additional temporary staff in the summertime and this position would not affect Senior Center staffing.

Councilmember Ogorchock expressed concern that the amount of temporary staff members being eliminated was unknown.

On motion by Councilmember Rocha, seconded by Councilmember Tiscareno, the City Council approved Item C. The motion carried the following vote:

Ayes: Harper, Wilson, Tiscareno, Rocha

Noes: Ogorchock

COUNCIL REGULAR AGENDA

2. APPROVAL OF BUDGET AMENDMENT

City Manager Duran presented the staff report dated December 8, 2015 recommending City Council adopt the resolution appropriating and re-allocating fiscal year 2016 budget expenditures and transfers for remittance of funds to the Contra Costa County Auditor-Controller's Office for monies due under the Due Diligence Review of the former Antioch Development Agency in order to receive a Finding of Completion and approval of the Long Range Property Management Plan.

Fred Hoskins, Antioch resident, stated if the City Council approved the budget amendment, he would request expediting process for turning over the Hard House property to the Friends of the Roswell Butler Hard House for restoration.

Councilmember Ogorchock requested in the future, items such as this, be brought forward when Council held discussions regarding the allocation of one time monies.

Finance Director Merchant explained the State needed to approve the outcome of a former redevelopment property. She reported staff had attempted to work with the Department of Finance on an installment payment plan; however, it was rejected after the staff report came to Council pertaining to the allocation of one time monies.

RESOLUTION NO. 2015/87

On motion by Councilmember Ogorchock, seconded by Councilmember Rocha, the City Council unanimously adopted the resolution appropriating and re-allocating fiscal year 2016 budget expenditures and transfers for remittance of funds to the Contra Costa County Auditor-Controller's Office for monies due under the Due Diligence Review of the former Antioch Development Agency in order to receive a Finding of Completion and approval of the Long Range Property Management Plan.

3. RECEIVE REPORT ON AND GIVE DIRECTION CONCERNING POTENTIAL CHANGES TO CITY CODE REGARDING CODE ENFORCEMENT MATTERS

Interim City Attorney Cole presented the staff report dated December 8, 2015 recommending that the City Council receive a report from the City Attorney and Code Enforcement Staff regarding the subjects of Marijuana Cultivation, Camping on Public and Private Property, Regulation of Donation Bins, Dumping/Littering, and Graffiti. After receiving the report, the Council should give Staff direction regarding any changes to the City Code it wishes to consider regarding these subjects.

Interim City Attorney Cole stated State law limited the level of enforcement, fines, penalties and citations for municipal codes violations. He noted current procedures were as strict as permissible.

In response to Councilmember Wilson, Deputy Director of Community Development/Code Enforcement Graham added current citations and ordinances were sufficient; however, there was a capacity issue due to the staffing levels in Code Enforcement. He noted the most effective deterrent was for residents to stop handing out money to panhandlers.

City Manager Duran explained Council could consider adding Code Enforcement staffing through the budget process.

Interim City Attorney Cole stated a camping ordinance could be brought forward for consideration; however, it was a litigious area.

Councilmember Wilson suggested staff research ordinances developed by other cities pertaining to donation bins and camping on public and private property.

Councilmember Rocha stated she believed the focus should be on funding Code Enforcement and public outreach and education.

In response to Council, City Manager Duran reported Director of Public Works/City Engineer Bernal would meet with Republic Services to discuss extra resources to address illegal dumping. He noted hiring general laborers was a high priority for staff and he would research whether resources were available for contract services until those positions were filled.

Mayor Harper thanked Ms. Sterling and Mr. Huddleston for the previous comments related to this topic.

In response to Councilmember Ogorchock, City Manager Duran responded signage to remind drivers to not give out money to panhandlers could be considered in City controlled areas; however, Caltrans was not receptive to signage on their right-of-ways.

Terry Ramus, Antioch resident, urged Council to take action to address the various code violations throughout the City as expeditiously as possible.

Mayor Harper suggested the City address blight and graffiti proactively and wait with regards to ordinances that may result in legal challenges.

Councilmember Ogorchock voiced her support for a stronger ordinance regarding donations bins and camping on public and private property.

On motion by Councilmember Tiscareno, seconded by Councilmember Wilson, the City Council unanimously received the report.

4. EAST COUNTY FAMILY JUSTICE CENTER RESOLUTION

City Manager Duran presented the staff report dated December 8, 2015 recommending City Council consider adopting a resolution directing staff to work with County Supervisors, County staff, and other East County Cities toward the establishment of a Family Justice Center in East Contra Costa County.

Following discussion, the Council agreed to continue this item and work with the County Board of Supervisors and Cities regarding establishment of a Family Justice Center.

On motion by Councilmember Ogorchock, seconded by Councilmember Rocha, the City Council unanimously continued this item and appointed Councilmember Ogorchock to work with the County Board of Supervisors, staff and cities.

PUBLIC COMMENTS - None

STAFF COMMUNICATIONS

City Manager Duran reported on his attendance at the Mayor's conference and reminded the community that this was the only City Council meeting for the month of December.

COUNCIL COMMUNICATIONS

Mayor Harper thanked staff and the community for a successful year.

Councilmember Rocha reminded the community to patronize downtown merchants.

Councilmember Tiscareno thanked staff and community for a good year. He also thanked the City Council for their hard work in the community. He stated a resident had contacted him with regards to the ordinance related to roosters and he requested it be agendized.

Councilmember Ogorchock requested staff provide an update with regards to the status of Council's requests for agendized items. She supported Council addressing the rooster issue and reaching out to KLSN Community Radio to offer support of their program. She wished everyone a Merry Christmas and Happy New Year.

Mayor Harper encouraged Council to ask City Manager Duran to view the log of agendized items. He stated he was also available to discuss agenda requests and updates.

City Manager Duran stated he would bring that the list of all the follow up items and their status back to Council.

Councilmember Wilson thanked staff, Council, and the community. She wished everyone a Merry Christmas and Happy Holidays. She reported on her attendance at the Holiday De Lites parade and thanked Ken Turnage. She reported on her attendance at the Women's Networking Event in Brentwood. She requested an update on the Health Wealth Initiative be agendized.

Mayor Harper wished everyone a Merry Christmas and Happy Holidays. He announced De'Andre Jeremiah Wallace was in the hospital and wished him Godspeed and to get well.

ADJOURNMENT

With no further business, Mayor Harper adjourned the meeting at 8:41 P.M. to the next regular Council meeting on January 12, 2015.

Respectfully submitted:

Kitty Eiden
KITTY EIDEN, Minutes Clerk

CITY OF ANTIOCH
 CLAIMS BY FUND REPORT
 FOR THE PERIOD OF
 NOVEMBER 25 - DECEMBER 29, 2015
 FUND/CHECK#

100 General Fund

Non Departmental

359852 DELTA DENTAL	PAYROLL DEDUCTIONS	365.22
359856 ECONOMIC AND PLANNING SYSTEMS INC	PROFESSIONAL SERVICES	7,951.25
359884 MAINE ELECTRIC	CBSC FEE REFUND	2.42
359895 PACHECO BROTHERS GARDENING INC	LANDSCAPE SERVICES	750.00
359910 SERVICE CHAMPIONS	SMIP FEE REFUND	3.69
359915 STANTEC CONSULTING SERVICES INC	CONSULTANT SERVICES	40,178.02
360011 PMC	PROFESSIONAL SERVICES	3,420.00
360013 RANEY PLANNING & MANAGEMENT INC	PROFESSIONAL SERVICES	1,448.36
360068 BURKE WILLIAMS AND SORENSEN LLP	LEGAL SERVICES	2,920.50
360069 CAPITAL TOWER COMMUNICATIONS	CHECK REPLACEMENT	482.89
360089 DELTA BAY CONCRETE CUTTING INC	CHECK REPLACEMENT	9.00
360126 MUNISERVICES LLC	CHECK REPLACEMENT	250.00
360157 WRIGHT, ANN MARIE	DEPOSIT REFUND	1,183.00
360183 BUCHANAN CROSSINGS LLC	DEPOSIT REFUND	181.25
360199 CONTRA COSTA WATER DISTRICT	TREATED WATER CAPACITY	1,121.38
360200 CONTRA COSTA WATER DISTRICT	FACILITY RESERVE FEE	4,936.00
360216 ECC REG FEE AND FIN AUTH	ECCRFFA-RTDIM	14,169.00
360217 FCS INTERNATIONAL INC	CONSULTANT SERVICES	1,400.00
360232 KUOP DESIGNS LLC	DEPOSIT REFUND	2,000.00
360250 PANDA EXPRESS	DEPOSIT REFUND	7,100.00
360275 VENTURE COMMERCE	DEPOSIT REFUND	9,626.88
360283 ALLIED INVESTMENTS	DEPOSIT REFUND	4,780.71
360286 ANTIOCH CARE HOME	DEPOSIT REFUND	750.58
360291 BAY VIEW APARTMENTS	DEPOSIT REFUND	500.00
360293 BLACK DOT WIRELESS LLC	DEPOSIT REFUND	2,500.00
360295 BOSMAN WOODCRAFT	DEPOSIT REFUND	1,694.16
360296 CABLECOM	DEPOSIT REFUND	10,000.00
360313 DELTA BUSINESS PARK TRUST ACC	DEPOSIT REFUND	500.00
360314 DELTA CONSULTANTS	DEPOSIT REFUND	500.00
360316 CONGREGATION OF JEHOVAHS WITNESSES	DEPOSIT REFUND	2,000.00
360341 PRASAD, STEVEN	BARRICADE DEPOSIT REFUND	60.00
360345 REYNOLDS AND BROWN INC	DEPOSIT REFUND	2,000.00
360347 RHL DESIGN GROUP	DEPOSIT REFUND	500.00
360348 RICHLAND INVESTMENTS LLC	PROJECT DEPOSIT REFUND	276,583.33
360354 SIGN TECHNOLOGY INC	DEPOSIT REFUND	200.00
360358 SUNCREST HOMES	DEPOSIT REFUND	4,880.00
360359 T MOBILE USA INC	DEPOSIT REFUND	2,262.50
360364 VALLEY MOUNTAIN HOA	DEPOSIT REFUND	2,000.00

City Council

204421 CITY OF SAN RAMON	CONFERENCE-OGORCHOCK	50.00
204422 LA FIESTA	MEETING EXPENSE	82.68
359964 CCC MAYORS CONFERENCE	MAYORS CONFERENCE	5,028.00
360056 BAGEL STREET CAFE	COUNCIL MEETING EXPENSE	123.55

CITY OF ANTIOCH
 CLAIMS BY FUND REPORT
 FOR THE PERIOD OF
 NOVEMBER 25 - DECEMBER 29, 2015
 FUND/CHECK#

City Attorney

359872 JACKSON LEWIS LLP	PROFESSIONAL SERVICES	295.00
359953 BURKE WILLIAMS AND SORENSEN LLP	LEGAL SERVICES	2,043.50
360039 WESTAMERICA BANK	COPIER LEASE	78.95
360184 BURKE WILLIAMS AND SORENSEN LLP	LEGAL SERVICES	2,562.00
360253 PECKHAM AND MCKENNEY	RECRUITING SERVICES	2,981.19
360309 COTA COLE ATTORNEYS LLP	LEGAL SERVICES	20,094.76
925845 SHRED IT INC	SHRED SERVICE	47.25

City Manager

204423 BAY AREA NEWS GROUP	NEWSPAPER SUBSCRIPTION	40.80
204424 DS WATERS OF AMERICA	SUPPLIES	64.12
204425 VERIZON WIRELESS	DATA USAGE	38.01
359859 FOLGERGRAPHICS	PRINTING SERVICES	19,771.10
359943 BANK OF AMERICA	MEETING EXPENSE	207.56
360039 WESTAMERICA BANK	COPIER LEASE	78.95
360067 BNSF RAILWAY COMPANY INC	TRAIN PLATFORM LEASE	3,937.87
360073 CITY OF WALNUT CREEK	ANNUAL DUES	175.00
925825 KARSTE CONSULTING INC	PROFESSIONAL SERVICES	2,040.00

City Clerk

359857 EIDEN, KITTY J	MINUTES CLERK	966.00
359950 BEST WESTERN	LODGING-GARCIA	578.92
359952 BLUE SHIELD OF CALIFORNIA	VISION-SIMONSEN	70.52
359970 EIDEN, KITTY J	MINUTES CLERK	1,179.00
360039 WESTAMERICA BANK	COPIER LEASE	78.95
360062 BAY AREA NEWS GROUP	LEGAL AD	180.00
360102 EMPLOYEE	MILEAGE REIMBURSEMENT	261.62

City Treasurer

359899 PFM ASSET MGMT LLC	ADVISORY SERVICES	7,455.25
359977 GARDA CL WEST INC	ARMORED CAR PICK UP	246.66

Human Resources

359854 DIABLO LIVE SCAN	FINGERPRINTING	80.00
359870 IEDA INC	PROFESSIONAL SERVICES	4,035.84
359872 JACKSON LEWIS LLP	PROFESSIONAL SERVICES	118.00
359893 OFFICE MAX INC	OFFICE SUPPLIES	130.58
359916 STATE OF CALIFORNIA	FINGERPRINTING	158.00
359974 FEDEX	SHIPPING	20.10
360039 WESTAMERICA BANK	COPIER LEASE	250.02
360058 BANK OF AMERICA	CONFERENCE DUES	1,511.96
360109 IEDA INC	PROFESSIONAL SERVICES	4,035.84
360148 EMPLOYEE	EMPLOYEE RECOGNITION	200.00
360342 PERS	PAYROLL DEDUCTIONS	213.96
925828 SUNGARD PUBLIC SECTOR INC	ACA DL TRAINING SESSION	160.00
925845 SHRED IT INC	SHRED SERVICE	47.27

Economic Development

204426 SAN FRANCISCO BUS TIMES	SUBSCRIPTION	80.00
359945 BAY ALARM COMPANY	MONITORING FEE	711.15

Prepared by: Georgina Meek
 Finance Accounting

1/7/2016

1C

CITY OF ANTIOCH
 CLAIMS BY FUND REPORT
 FOR THE PERIOD OF
 NOVEMBER 25 - DECEMBER 29, 2015
 FUND/CHECK#

360039 WESTAMERICA BANK	COPIER LEASE	78.95
360041 EMPLOYEE	EXPENSE REIMBURSEMENT	49.50
360096 EAST BAY LEADERSHIP COUNCIL	MEMBER RENEWAL	1,620.00
360248 PACIFIC GAS AND ELECTRIC CO	ELECTRIC	410.40
360336 MUNICIPAL RESOURCE GROUP LLC	CONSULTANT SERVICES	973.20
Finance Administration		
360039 WESTAMERICA BANK	COPIER LEASE	250.02
360060 BANK OF AMERICA	ANNUAL FAAP UPDATE	290.00
360129 OFFICE MAX INC	OFFICE SUPPLIES	252.15
Finance Accounting		
204552 RELYCO SALES INC	FREIGHT	44.40
360092 DIABLO LIVE SCAN	FINGERPRINTING	20.00
360173 AT AND T MCI	PHONE	503.97
925771 SUNGARD PUBLIC SECTOR INC	ASP SERVICE	20,290.92
925797 EMPLOYEE	EXPENSE REIMBURSEMENT	2,945.96
925831 ALTURA COMMUNICATION SOLUTIONS	ONE SOLUTION UPGRADE	1,750.00
925845 SHRED IT INC	SHRED SERVICE	47.27
Finance Operations		
359874 EMPLOYEE	EXPENSE REIMBURSEMENT	254.63
359912 SKILLPATH INC	TRAINING	199.00
359922 UNITED PARCEL SERVICE	WEEKLY PRINTER SERVICE FEE	2.00
360031 UNITED PARCEL SERVICE	WEEKLY PRINTER SERVICE FEE	26.60
360039 WESTAMERICA BANK	COPIER LEASE	350.36
360060 BANK OF AMERICA	POSTAGE INK TANK	526.13
360362 UNITED PARCEL SERVICE	WEEKLY PRINTER SERVICE FEE	2.00
Non Departmental		
204497 PMZ REAL ESTATE	BUS LIC TAX REFUND	45.00
204498 UNIVERSAL SECURITY AND FIRE INC	BUS LIC APP FEE REFUND	30.00
204499 SYGMA NETWORK INC, THE	BUS LIC STICKER FEE REFUND	40.00
204500 BAT FIRE PROTECTION SYSTEMS INC	BUS LIC TAX FEE REFUND	92.50
359939 ANTIOCH UNIFIED SCHOOL DIST	LIBRARY PROGRAM	4,300.00
360001 MUNISERVICES LLC	STARS SERVICE	250.00
360036 WAGeworks	PAYROLL DEDUCTIONS	108.00
360042 PERS	PAYROLL DEDUCTIONS	3,345.46
360043 CONTRA COSTA COUNTY	DDR BALANCE	768,958.00
360070 CHARLIES CORN AND SON	BUS LIC OVERPAYMENT REFUND	112.50
360074 COGGLIA, NICHOLE	BUS LIC TAX FEE REFUND	112.50
360094 DPH SOUND	BUS LIC FEE REFUND	123.75
360133 PERS	PAYROLL DEDUCTIONS	1.10
360136 PERS	PAYROLL DEDUCTIONS	3.87
360249 PADILLA, KENNETH	LIABILITY CLAIM	320.00
360252 PARS	POLICE SIP CONTRIBUTION	441,588.00
360335 MUNICIPAL POOLING AUTHORITY	UNMET LIABILITY DEDUCTION	1,611.45
360342 PERS	PAYROLL DEDUCTIONS	1,716.97
360365 WAGeworks	PAYROLL DEDUCTIONS	108.00
925700 RETIREE	MEDICAL AFTER RETIREMENT	1,685.66

Prepared by: Georgina Meek
 Finance Accounting

1/7/2016

1C

CITY OF ANTIOCH
 CLAIMS BY FUND REPORT
 FOR THE PERIOD OF
 NOVEMBER 25 - DECEMBER 29, 2015
 FUND/CHECK#

Public Works Maintenance Administration

204291 CITY OF ANTIOCH	EXPENSE REIMBURSEMENT	14.70
360039 WESTAMERICA BANK	COPIER LEASE	22.50
360242 NEXTEL SPRINT	CELL PHONE	58.56

Public Works General Maintenance Services

359975 FRIGARD CHIROPRACTIC	DMV PHYSICALS	150.00
360039 WESTAMERICA BANK	COPIER LEASE	60.00
360141 PERS	PAYROLL DEDUCTIONS	0.31
360176 BANK OF AMERICA	SUPPLIES	65.39

Public Works Street Maintenance

359835 BAY AREA FLOOR MACHINE CO	SUPPLIES	1,465.25
359877 L SERPA TRUCKING INC	TRUCK RENTAL	1,530.00
359883 LOWES COMPANIES INC	SUPPLIES	79.79
359918 SYAR INDUSTRIES INC	ASPHALT	1,747.35
359926 VERIZON WIRELESS	DATA USAGE	38.01
359997 MJH EXCAVATING INC	ROADSIDE REPAIRS	3,900.00
360058 BANK OF AMERICA	RECRUITMENT EXPENSE	595.00
360099 FASTENAL CO	SUPPLIES	124.49
360133 PERS	PAYROLL DEDUCTIONS	31.49
360136 PERS	PAYROLL DEDUCTIONS	35.93
360137 PERS	PAYROLL DEDUCTIONS	17.97
360139 PERS	PAYROLL DEDUCTIONS	35.93
360159 PERS	PAYROLL DEDUCTIONS	35.93
360160 ACE HARDWARE, ANTIOCH	TARP	41.19
360212 DU ALL SAFETY LLC	TRAFFIC CONTROL TRAINING	948.39
360228 JD PARTNERS CONCRETE	CURB RAMP IMPROVEMENTS	13,578.75
360242 NEXTEL SPRINT	CELL PHONE	57.57
360280 ACE HARDWARE, ANTIOCH	SUPPLIES	37.27
360310 CROP PRODUCTION SERVICES INC	CHEMICALS	13,255.45

Public Works-Signal/Street Lights

360156 WESCO RECEIVABLES CORP	STREET LIGHTS	21,019.56
360248 PACIFIC GAS AND ELECTRIC CO	ELECTRIC	6,265.35
925706 ICR ELECTRICAL CONTRACTORS	ELECTRICAL SERVICES	580.34
925805 ICR ELECTRICAL CONTRACTORS	ELECTRICAL SERVICES	1,972.67
925841 ICR ELECTRICAL CONTRACTORS	ELECTRICAL SERVICES	6,372.43
925847 ICR ELECTRICAL CONTRACTORS	ELECTRICAL SERVICES	7,360.67

Public Works-Striping/Signing

204291 CITY OF ANTIOCH	EXPENSE REIMBURSEMENT	15.00
204292 STAPLES	SUPPLIES	58.85
359834 ANTIOCH AUTO PARTS	FLOOR MATS	17.43
359883 LOWES COMPANIES INC	SUPPLIES	398.56
359926 VERIZON WIRELESS	DATA USAGE	38.01
359994 MANERI SIGN COMPANY	SIGNS	3,479.61
360040 EMPLOYEE	COURSE REIMBURSEMENT	20.00
360099 FASTENAL CO	SUPPLIES	81.82
360103 HAWKINS TRAFFIC	SUPPLIES	275.32

CITY OF ANTIOCH
 CLAIMS BY FUND REPORT
 FOR THE PERIOD OF
 NOVEMBER 25 - DECEMBER 29, 2015
 FUND/CHECK#

360160 ACE HARDWARE, ANTIOCH	PAINT MIXER	9.80
360235 MANERI SIGN COMPANY	SIGNS	564.20
360242 NEXTEL SPRINT	CELL PHONE	57.57
360280 ACE HARDWARE, ANTIOCH	SUPPLIES	9.80
360353 SHERWIN WILLIAMS CO	SUPPLIES	46.36
925692 HAMMONS SUPPLY COMPANY	SUPPLIES	122.43
925821 GRAINGER INC	SPRAYER	268.52
Public Works-Facilities Maintenance		
359880 LENHART ALARM AND SECURITY	ALARM SYSTEM SERVICE	1,800.00
359883 LOWES COMPANIES INC	SUPPLIES	672.16
359902 REAL PROTECTION INC	QTRLY MONITORING	360.23
359926 VERIZON WIRELESS	DATA USAGE	38.01
359937 AMERICAN PLUMBING INC	PLUMBING SERVICES	155.00
359938 ANTIOCH GLASS	GLASS REPAIR	1,912.64
359981 HONEYWELL INTERNATIONAL INC	HVAC SERVICES	13,075.50
360002 OAKLEYS PEST CONTROL	PEST CONTROL SERVICES	100.00
360099 FASTENAL CO	SUPPLIES	60.80
360211 DREAM RIDE ELEVATOR	ELEVATOR SERVICES	320.00
360248 PACIFIC GAS AND ELECTRIC CO	GAS	18,953.67
360274 TYLER SHAW DOORS	DOOR REPAIR	130.00
360350 ROBERTS AND BRUNE CO	SUPPLIES	81.75
925803 GRAINGER INC	SUPPLIES	213.34
925842 LEES BUILDING MAINTENANCE	JANITORIAL SERVICES	3,011.44
Public Works-Parks Maint		
204291 CITY OF ANTIOCH	EXPENSE REIMBURSEMENT	0.68
359861 FURBER SAW INC	TOOL REPAIR	188.41
359877 L SERPA TRUCKING INC	TRUCK RENTAL	510.00
359883 LOWES COMPANIES INC	SUPPLIES	67.27
359895 PACHECO BROTHERS GARDENING INC	LANDSCAPE SERVICES	1,835.00
359994 MANERI SIGN COMPANY	SIGNS	699.83
360006 PACHECO BROTHERS GARDENING INC	LANDSCAPE SERVICES	56,681.74
360048 ALTA FENCE	FENCE REPAIR	1,300.00
360049 AMERICAN PLUMBING INC	PLUMBING SERVICES	485.93
360147 STEWARTS TREE SERVICE INC	TREE SERVICE	1,800.00
360204 DELTA FENCE CO	FENCE REPAIR	987.00
360230 KAY PARK AND REC CORP	PARK EQUIPMENT	1,775.00
360246 PACHECO BROTHERS GARDENING INC	LANDSCAPE SERVICES	57,180.24
360248 PACIFIC GAS AND ELECTRIC CO	ELECTRIC	1,119.12
925706 ICR ELECTRICAL CONTRACTORS	ELECTRICAL SERVICES	110.07
925766 SITEONE LANDSCAPE SUPPLY HOLDING	IRRIGATION SUPPLIES	1,512.33
925805 ICR ELECTRICAL CONTRACTORS	ELECTRICAL SERVICES	3,107.07
925823 ICR ELECTRICAL CONTRACTORS	ELECTRICAL SERVICES	720.00
Public Works-Median/General Land		
359832 ACE HARDWARE, ANTIOCH	SUPPLIES	16.66
359883 LOWES COMPANIES INC	SUPPLIES	51.07
359911 SILVA LANDSCAPE	LANDSCAPE SERVICES	2,394.00

Prepared by: Georgina Meek
 Finance Accounting
 1/7/2016

CITY OF ANTIOCH
 CLAIMS BY FUND REPORT
 FOR THE PERIOD OF
 NOVEMBER 25 - DECEMBER 29, 2015
 FUND/CHECK#

360007	PACIFIC COAST LANDSCAPE MGMT INC	LANDSCAPE SERVICES	2,571.00
360088	CROP PRODUCTION SERVICES INC	CHEMICALS	2,549.75
360131	PACIFIC COAST LANDSCAPE MGMT INC	LANDSCAPE SERVICES	2,356.75
360248	PACIFIC GAS AND ELECTRIC CO	ELECTRIC	1,785.87
360280	ACE HARDWARE, ANTIOCH	SUPPLIES	40.99
925813	SITEONE LANDSCAPE SUPPLY HOLDING	SUPPLIES	3,032.64
Public Works-Work Alternative			
360242	NEXTEL SPRINT	CELL PHONE	50.77
360319	FURBER SAW INC	CHAINSAW PARTS	800.69
Police Administration			
204489	WALMART	SUPPLIES	72.11
204531	CITY OF ANTIOCH	EXPENSE REIMBURSEMENT	7.50
204533	CITY OF ANTIOCH	EXPENSE REIMBURSEMENT	18.40
359857	EIDEN, KITTY J	MINUTES CLERK	126.00
359878	LC ACTION POLICE SUPPLY	SUPPLIES	745.79
359940	ARROWHEAD 24 HOUR TOWING INC	TOWING SERVICES	135.00
359941	ASR - BRICKER MINCOLA	UNIFORMS	414.67
359944	BARNETT MEDICAL SERVICES INC	WASTE DISPOSAL	110.00
359957	COLLEY, JAMES M	PER DIEM TRAINING	355.00
359962	CONTRA COSTA COUNTY	TRAINING-W DEE/MATIS	150.00
359974	FEDEX	SHIPPING	53.83
359976	GAMEPOD COMBAT ZONE	TRAINING FEES	320.00
359991	LC ACTION POLICE SUPPLY	ARMOR	1,787.60
360012	PSYCHOLOGICAL SERVICES GROUP	PROFESSIONAL SERVICES	350.00
360018	EMPLOYEE	EXPENSE REIMBURSEMENT	23.93
360022	STATE OF CALIFORNIA	FINGERPRINTING	207.00
360032	UNITED STATES POSTAL SERVICE	POSTAGE	2,000.00
360039	WESTAMERICA BANK	COPIER LEASE	1,642.05
360045	AIELLO, STEVEN J	PER DIEM TRAINING	330.00
360046	ALLENDORPH, MATTHEW JEFFREY	PER DIEM TRAINING	255.00
360055	ASR - BRICKER MINCOLA	UMIFORM	804.73
360076	COMCAST	CABLE SERVICE	29.43
360080	CONTRA COSTA COUNTY	TRAINING FEES	195.00
360085	COURTYARD BY MARRIOTT	LODGING-ALLENDORPH	462.00
360086	CPS HUMAN RESOURCE SERVICES	RECRUITMENT SUPPLIES	2,044.80
360108	IBS OF TRI VALLEY	BATTERIES	299.62
360121	MERCED COUNTY SHERIFFS OFFICE	TUITION-ALLENDORPH	50.00
360128	NET TRANSCRIPTS	TRANSCRIPTION SERVICES	137.90
360140	PERS	PAYROLL DEDUCTIONS	49.44
360141	PERS	PAYROLL DEDUCTIONS	49.44
360143	SAN DIEGO POLICE EQUIPMENT CO	SUPPLIES	2,097.44
360162	EMPLOYEE	MEAL ALLOWANCE	22.50
360163	EMPLOYEE	MEAL ALLOWANCE	37.50
360164	ALAMEDA COUNTY SHERIFFS OFFICE	TUITION-AIELLO	1,098.00
360165	ALAMEDA COUNTY SHERIFFS OFFICE	TUITION-AIELLO	638.00
360166	ALAMEDA COUNTY SHERIFFS OFFICE	TUITION-R MARTIN	638.00

Prepared by: Georgina Meek
 Finance Accounting

1/7/2016

1C

CITY OF ANTIOCH
 CLAIMS BY FUND REPORT
 FOR THE PERIOD OF
 NOVEMBER 25 - DECEMBER 29, 2015
 FUND/CHECK#

360172 ASR - BRICKER MINCOLA	UNIFORM	1,215.80
360178 EMPLOYEE	EXPENSE REIMBURSEMENT	42.32
360181 EMPLOYEE	MEAL ALLOWANCE	37.50
360182 BROWNELLS INC	EQUIPMENTS	2,060.77
360187 CARDIAC SCIENCE CORP	AED SUPPLIES	1,985.16
360188 EMPLOYEE	MEAL ALLOWANCE	37.50
360190 CLIFFS RESORT, THE	LODGING-CORTEZ	246.84
360194 CONCORD UNIFORMS LLC	UNIFORMS	437.41
360201 CONCORD UNIFORMS LLC	PER DIEM TRAINING	128.00
360202 CREATIVE SUPPORTS INC	ERGONOMIC IMPROVEMENTS	10,551.84
360203 CRIME SCENE CLEANERS INC	CRIME SCENE CLEANUP	275.00
360220 GALLS INC	SUPPLIES	201.37
360221 GAMEPOD COMBAT ZONE	TRAINING	900.00
360236 EMPLOYEE	MEAL ALLOWANCE	22.50
360238 EMPLOYEE	MEAL ALLOWANCE	37.50
360241 NET TRANSCRIPTS	TRANSCRIPTION SERVICES	1,085.92
360255 POLICE EXECUTIVE RESEARCH FORUM	MEMBER DUES	220.00
360260 REACH PROJECT INC	PROGRAM SERVICES	17,083.00
360266 EMPLOYEE	MEAL ALLOWANCE	37.50
360287 APPLIED CONCEPTS INC	EQUIPMENT	259.16
360288 ASR - BRICKER MINCOLA	EQUIPMENT	3,353.90
360290 BARNETT MEDICAL SERVICES INC	WASTE DISPOSAL	165.00
360301 CITY OF CONCORD	PRINTING SERVICES	103.50
360320 GALLS INC	HOLSTER	431.63
360344 REACH PROJECT INC	PROGRAM SERVICES	17,083.00
360346 RGH GROUP, THE	PROFESSIONAL SERVICES	1,640.00
360355 SIMPSON INVESTIGATIVE SERVICES GROUP	EXPENSE REIMBURSEMENT	3,778.25
360356 STATE OF CALIFORNIA	FINGERPRINTING	319.00
360361 TULLY WIHR CO	DETENTION FORMS	342.61
360362 UNITED PARCEL SERVICE	SHIPPING	87.39
925729 MOBILE MINI LLC	STORAGE CONTAINERS	250.87
925806 IMAGE SALES INC	ID CARDS	31.22
925808 MOBILE MINI LLC	STORAGE CONTAINERS	107.43
925811 SHRED IT INC	SHRED SERVICES	421.39
925824 IMAGE SALES INC	ID CARD	76.01
925826 MOBILE MINI LLC	STORAGE CONTAINERS	104.91
925836 CRYSTAL CLEAR LOGOS INC	UNIFORMS	453.44
925844 PROFORCE MARKETING INC	EQUIPMENT	78,568.84
925849 IMAGE SALES INC	BADGES	31.22
925850 MOBILE MINI LLC	STORAGE CONTAINERS	250.87
925851 PROFORCE MARKETING INC	SUPPLIES	667.03
925852 SHRED IT INC	SHRED SERVICES	303.65
Police Prisoner Custody		
360039 WESTAMERICA BANK	COPIER LEASE	151.33
360198 CCC FIRE PROTECTION DISTRICT	FIRE ALARM PERMIT	546.50

CITY OF ANTIOCH
 CLAIMS BY FUND REPORT
 FOR THE PERIOD OF
 NOVEMBER 25 - DECEMBER 29, 2015
 FUND/CHECK#

Police Community Policing

204531 CITY OF ANTIOCH	EXPENSE REIMBURSEMENT	81.07
204532 CITY OF ANTIOCH	EXPENSE REIMBURSEMENT	99.00
204533 CITY OF ANTIOCH	EXPENSE REIMBURSEMENT	35.75
204534 CITY OF ANTIOCH	EXPENSE REIMBURSEMENT	67.12
204535 CITY OF ANTIOCH	EXPENSE REIMBURSEMENT	79.25
359890 MOORE K9 SERVICES	K9 TRAINING	800.00
359892 OCCUPATIONAL HEALTH CENTERS	EXAMS	1,659.00
359955 CLEMENTI, DR MARK A	EVALUATION SERVICES	1,250.00
359966 DOWNTOWN FORD SALES	2016 PATROL VEHICLES	155,469.80
360087 CRIME SCENE CLEANERS INC	CRIME SCENE CLEANUP	70.00
360134 PERS	PAYROLL DEDUCTIONS	542.61
360193 COMMERCIAL SUPPORT SERVICES	CAR WASHES	483.00
360203 CRIME SCENE CLEANERS INC	CRIME SCENE CLEANUP	70.00
360210 DOWNTOWN FORD SALES	2016 FORD POLICE VEHICLE	90,313.20
360214 EMPLOYEE	MILEAGE REIMBURSEMENT	46.00
360222 HARLEY DAVIDSON	2016 HARLEY DAVIDSON	21,866.76
360223 HUNT AND SONS INC	FUEL	46.65
360225 INFOSEND INC	MEASURE C MAILERS PRINTING	9,316.70
360231 KIRBY POLYGRAPH AND INVESTIGATIVE	POLYGRAPH EXAMS	2,400.00
360342 EPRS	PAYROLL DEDUCTIONS	3,794.80

Police Investigations

204531 CITY OF ANTIOCH	EXPENSE REIMBURSEMENT	5.00
204533 CITY OF ANTIOCH	EXPENSE REIMBURSEMENT	40.08
204534 CITY OF ANTIOCH	EXPENSE REIMBURSEMENT	30.00
204535 CITY OF ANTIOCH	EXPENSE REIMBURSEMENT	14.09
360039 WESTAMERICA BANK	COPIER LEASE	607.78
360082 CONTRA COSTA COUNTY	LAB TESTING	3,465.00
360133 PERS	PAYROLL DEDUCTIONS	28.01
360136 PERS	PAYROLL DEDUCTIONS	28.01
360139 PERS	PAYROLL DEDUCTIONS	28.01
360140 PERS	PAYROLL DEDUCTIONS	28.01
360141 PERS	PAYROLL DEDUCTIONS	28.01
360159 PERS	PAYROLL DEDUCTIONS	28.01
360196 CONTRA COSTA COUNTY	PRISONER TRANSPORT	700.00
360306 CONTRA COSTA COUNTY	SART EXAMS	16,800.00
360307 CONTRA COSTA COUNTY	LAB TESTING	17,490.00
360342 PERS	PAYROLL DEDUCTIONS	700.84

Police Special Operations Unit

359920 TOYOTA FINANCIAL SERVICES	VEHICLES LEASE	1,620.45
----------------------------------	----------------	----------

Police Communications

359891 MOTOROLA SOLUTIONS INC	MOTOROLA MOBILE RADIOS	50,591.61
359927 VERIZON WIRELESS	WIRELESS SERVICE	1,786.47
359978 GLOBALSTAR	SATELLITE PHONE	89.27
360008 PACIFIC TELEMANAGEMENT SERVICES	LOBBY PAY PHONE	78.00
360077 COMCAST	CONNECTION SERVICE	333.00

CITY OF ANTIOCH
 CLAIMS BY FUND REPORT
 FOR THE PERIOD OF
 NOVEMBER 25 - DECEMBER 29, 2015
 FUND/CHECK#

360174 AT AND T MCI	PHONE	645.31
360175 AT AND T MCI	PHONE	390.80
360263 SEN COMMUNICATIONS INC	TAX	74.30
360276 VERIZON WIRELESS	AIR CARD	76.02
Police Facilities Maintenance		
359902 REAL PROTECTION INC	QTRLY MONITORING	311.38
359981 HONEYWELL INTERNATIONAL INC	HVAC SERVICES	7,233.00
360002 OAKLEYS PEST CONTROL	PEST CONTROL SERVICES	330.00
360186 CALIFORNIA SURVEYING & DRAFTING	EQUIPMENT REPAIR	228.74
360211 DREAM RIDE ELEVATOR	ELEVATOR SERVICES	160.00
360248 PACIFIC GAS AND ELECTRIC CO	ELECTRIC	20,386.11
360259 RANGE MAINTENANCE SERVICES LLC	MAINTENANCE	2,650.00
360278 WESCO RECEIVABLES CORP	SUPPLIES	102.15
360297 CALIFORNIA SURVEYING & DRAFTING	EQUIPMENT REPAIR	450.78
925842 LEES BUILDING MAINTENANCE	JANITORIAL SERVICES	3,561.33
Community Development Administration		
360039 WESTAMERICA BANK	COPIER LEASE	227.38
Community Development Land Planning Services		
204438 CONTRA COSTA COUNTY	FILING FEE	23.00
359970 EIDEN, KITTY J	MINUTES CLERK	126.00
360013 RANEY PLANNING & MANAGEMENT INC	PROFESSIONAL SERVICES	1,663.31
360062 BAY AREA NEWS GROUP	LEGAL AD	495.00
360123 EMPLOYEE	MILEAGE REIMBURSEMENT	44.96
360130 EMPLOYEE	MILEAGE REIMBURSEMENT	99.12
CD Code Enforcement		
204439 CONTRA COSTA COUNTY	LIEN RELEASE FEE	75.00
204440 KENS CUSTOM EMBROIDERY	PATCHES	34.88
204441 CONTRA COSTA COUNTY	LIEN RELEASE FEES	56.00
204442 CONTRA COSTA COUNTY	LIEN RELEASE FEES	85.00
359850 CREATIVE SUPPORTS INC	ERGONOMIC IMPROVEMENTS	447.62
359987 K2GC	ABATEMENT SERVICES	737.51
359990 LATEINER, JOSHUA I AND JONATHAN A	GARBAGE REFUND	381.00
359998 MOTOROLA SOLUTIONS INC	RADIOS	23,955.98
360033 VALLEY MOUNTAIN HOA	CITATION REIMBURSEMENT	2,135.00
360039 WESTAMERICA BANK	COPIER LEASE	175.26
360047 ALLIED WASTE SERVICES	GARBAGE ABATEMENT	1,438.50
360061 BANK OF AMERICA	RADIO CHARGES	1,263.88
360083 CONTRA COSTA COUNTY	ASSESSMENT LIEN FEE	810.00
360124 MUIR DIABLO OCCUPATIONAL MEDICINE	MEDICAL CLEARANCE	230.00
360229 K2GC	ABATEMENT SERVICES	1,982.96
360234 EMPLOYEE	EXPENSE REIMBURSEMENT	142.64
360239 MUIR DIABLO OCCUPATIONAL MEDICINE	EQUIPMENT	115.00
360242 NEXTEL SPRINT	CELL PHONE	128.94
925821 GRAINGER INC	SUPPLIES	674.28
925836 CRYSTAL CLEAR LOGOS INC	PATCHES	139.52

CITY OF ANTIOCH
 CLAIMS BY FUND REPORT
 FOR THE PERIOD OF
 NOVEMBER 25 - DECEMBER 29, 2015
 FUND/CHECK#

PW Engineer Land Development

360039 WESTAMERICA BANK	COPIER LEASE	686.14
360137 PERS	PAYROLL DEDUCTIONS	559.45
360159 PERS	PAYROLL DEDUCTIONS	573.60
360242 NEXTEL SPRINT	CELL PHONE EQUIPMENT	334.35

Community Development Building Inspection

359884 MAINE ELECTRIC	BLDG PERMIT FEE REFUND	182.19
359910 SERVICE CHAMPIONS	TECH FEE REFUND	262.78
360242 NEXTEL SPRINT	CELL PHONE	61.70
360243 OFFICE MAX INC	OFFICE SUPPLIES	109.35

Capital Imp. Administration

204397 ISINGS CULLIGAN	WATER	48.00
204399 ISINGS CULLIGAN	WATER DISPENSER	30.00
360039 WESTAMERICA BANK	COPIER LEASE	108.50
360129 OFFICE MAX INC	OFFICE SUPPLIES	68.35
925834 CDW GOVERNMENT INC	COMPUTER EQUIPMENT	4,361.02

Community Development Engineering Services

204398 RITE AID	SUPPLIES	45.74
360039 WESTAMERICA BANK	COPIER LEASE	105.31
360129 OFFICE MAX INC	OFFICE SUPPLIES	46.47
360242 NEXTEL SPRINT	CELL PHONE	58.56
925834 CDW GOVERNMENT INC	COMPUTER EQUIPMENT	8,240.00

212 CDBG Fund

CDBG

359986 INTERWEST CONSULTING GROUP INC	CONSULTING SERVICES	5,760.00
360305 CONTRA COSTA CHILD CARE COUNCIL	CDBG SERVICES	2,090.87
360308 CONTRA COSTA COUNTY	CDBG SERVICES	46,760.40
360331 LIONS CENTER FOR VISUALLY IMPAIRED	CDBG SERVICES	406.18
360332 LOAVES AND FISHES OF CONTRA COSTA	CDBG SERVICES	722.25
925840 HOUSE, TERI	CONSULTING SERVICES	6,402.50

213 Gas Tax Fund

Streets

360248 PACIFIC GAS AND ELECTRIC CO	ELECTRIC	28,158.32
------------------------------------	----------	-----------

214 Animal Control Fund

Non Departmental

360318 FIX OUR FERALS	VETERINARY SERVICES	1,460.00
-----------------------	---------------------	----------

Animal Control

359867 HILLS PET NUTRITION	ANIMAL FOOD	705.59
359883 LOWES COMPANIES INC	SUPPLIES	269.43
360039 WESTAMERICA BANK	COPIER LEASE	151.33
360052 ANIMAL SUPPLY LOGISTICS	SUPPLIES	821.26
360097 EAST HILLS VETERINARY HOSPITAL	VETERINARY SERVICES	736.92
360104 HILLS PET NUTRITION	ANIMAL FOOD	911.53
360127 MWI VETERINARY SUPPLY CO	VETERINARY SUPPLIES	2,103.18
360158 ZOETIS LLC	SUPPLIES	1,041.60
360248 PACIFIC GAS AND ELECTRIC CO	ELECTRIC	1,072.96

Prepared by: Georgina Meek
 Finance Accounting

1/7/2016

1C

CITY OF ANTIOCH
 CLAIMS BY FUND REPORT
 FOR THE PERIOD OF
 NOVEMBER 25 - DECEMBER 29, 2015
 FUND/CHECK#

360322 EMPLOYEE	EXPENSE REIMBURSEMENT	72.50
360323 EMPLOYEE	EXPENSE REIMBURSEMENT	68.92
360333 MALONE, NICOLE	LICENSE FEE REFUND	72.00
360343 QUECAN, SANDRA	ADOPTION FEE REFUND	200.00
925804 HAMMONS SUPPLY COMPANY	SUPPLIES	239.57
925822 HAMMONS SUPPLY COMPANY	SUPPLIES	285.75
925842 LEES BUILDING MAINTENANCE	JANITORIAL SERVICES	453.22
Maddie's Fund Grant		
360051 ANIMAL HOSPITAL OF ANTIOCH	VETERINARY SERVICES	855.00
360097 EAST HILLS VETERINARY HOSPITAL	VETERINARY SERVICES	4,313.86
360285 ANIMAL HOSPITAL OF ANTIOCH	VETERINARY SERVICES	365.00
215 Civic Arts Fund		
Civic Arts		
359902 REAL PROTECTION INC	QTRLY MONITORING	67.60
219 Recreation Fund		
Non Departmental		
359898 PEEBLES, MARTHA	DEPOSIT REFUND	500.00
359982 HUB INTERNATIONAL OF CA INSURANCE	INSURANCE PREMIUM	629.90
359995 MANZO, LORENA	DEPOSIT REFUND	1,000.00
360035 VIEYRA, PAULO	DEPOSIT REFUND	1,000.00
360116 KING, ERIESHA	DEPOSIT REFUND	465.00
360150 THOMPSON, RANDALL	CHECK REPLACEMENT	52.50
360179 BASSEY, ANNETTE	DEPOSIT REFUND	500.00
360237 MHRC FILAM	DEPOSIT REFUND	1,000.00
Recreation Admin		
359846 COLE SUPPLY CO INC	VALVE	31.78
359902 REAL PROTECTION INC	QTRLY MONITORING	94.64
359981 HONEYWELL INTERNATIONAL INC	HVAC SERVICES	5,406.25
360075 COLE SUPPLY CO INC	SUPPLIES	587.53
360135 PERS	PAYROLL DEDUCTIONS	216.01
360137 PERS	PAYROLL DEDUCTIONS	431.09
360159 PERS	PAYROLL DEDUCTIONS	431.09
360248 PACIFIC GAS AND ELECTRIC CO	ELECTRIC	2,520.70
360302 COLE SUPPLY CO INC	SUPPLIES	230.03
Senior Programs		
359848 CCC FIRE PROTECTION DISTRICT	PERMIT FEES	607.00
360248 PACIFIC GAS AND ELECTRIC CO	ELECTRIC	1,680.47
360274 TYLER SHAW DOORS	DOOR REPAIR	162.50
360281 AED SUPERSTORE	SUPPLIES	100.30
925842 LEES BUILDING MAINTENANCE	JANITORIAL SERVICES	649.27
Recreation Sports Programs		
359845 COCA COLA BOTTLING CO	CONCESSION SUPPLIES	623.81
359883 LOWES COMPANIES INC	SUPPLIES	41.35
359960 CONCORD SOFTBALL UMPIRES	UMPIRE FEES	1,404.00
360065 BIG SKY LOGOS AND EMBROIDERY	AWARDS	914.37
360072 CITY MECHANICAL INC	EQUIPMENT REPAIR	1,293.95

Prepared by: Georgina Meek
 Finance Accounting

1C

CITY OF ANTIOCH
 CLAIMS BY FUND REPORT
 FOR THE PERIOD OF
 NOVEMBER 25 - DECEMBER 29, 2015
 FUND/CHECK#

360084 COSTCO	SUPPLIES	427.78
360092 DIABLO LIVE SCAN	FINGERPRINTING	300.00
360243 OFFICE MAX INC	OFFICE SUPPLIES	84.30
360248 PACIFIC GAS AND ELECTRIC CO	ELECTRIC	3,199.94
360256 PORRAS, RONALD	DEPOSIT REFUND	117.00
Recreation-New Comm Cntr		
204268 DIRECTV	MUSIC CHANNEL	37.99
204269 MICHAELS	SUPPLIES	28.68
204270 WINCO	SUPPLIES	11.64
204501 RALEYS	SUPPLIES	20.52
204502 UNITED STATES POSTAL SERVICE	POSTAGE	16.95
204503 TARGET STORES	LIGHTS	43.55
204504 MANGAS, REBECCA	CLASS REFUND	72.00
204505 TARGET STORES	SUPPLIES	22.41
204506 GARDA CL WEST INC	ARMORED CAR TRANSPORT	14.00
204507 DIRECTV	MUSIC CHANNEL	37.99
359942 BAGNESCHI, ALBERTA	CONTRACTOR PAYMENT	334.80
359948 BAY BUILDING MAINTENANCE INC	JANITORIAL SERVICES	995.00
359967 DUGAND, KARINA	CONTRACTOR PAYMENT	201.60
359969 EDUCATION TO GO	CONTRACTOR PAYMENT	67.25
359981 HONEYWELL INTERNATIONAL INC	HVAC SERVICES	9,930.25
359989 KOVALICK, LUANNE	CONTRACTOR PAYMENT	814.20
360000 MUIR, ROXANNE	CONTRACTOR PAYMENT	529.20
360006 PACHECO BROTHERS GARDENING INC	LANDSCAPE SERVICES	3,673.25
360038 WE ARE ONE PRODUCTIONS	CONTRACTOR PAYMENT	1,047.60
360039 WESTAMERICA BANK	COPIER LEASE	300.62
360059 BANK OF AMERICA	SUPPLIES	103.91
360077 COMCAST	CONNECTION SERVICE	1,587.42
360084 COSTCO	SUPPLIES	93.45
360092 DIABLO LIVE SCAN	FINGERPRINTING	40.00
360161 ACME SECURITY SYSTEMS	MONITORING	300.00
360174 AT AND T MCI	PHONE	66.58
360213 DUGAND, KARINA	CONTRACTOR PAYMENT	864.00
360246 PACHECO BROTHERS GARDENING INC	LANDSCAPE SERVICES	3,673.25
360248 PACIFIC GAS AND ELECTRIC CO	GAS	5,120.29
360262 ROBERTS, NANCY	CONTRACTOR PAYMENT	836.40
360264 SHATNAWI, ALIA	CLASS REFUND	285.00
360277 WE ARE ONE PRODUCTIONS	CONTRACTOR PAYMENT	864.00
360281 AED SUPERSTORE	SUPPLIES	434.00
360302 COLE SUPPLY CO INC	SUPPLIES	181.37
360321 GARDA CL WEST INC	ARMORED CAR PICK UP	235.20
360329 KATIA MCHANEY PRODUCTIONS	CONTRACTOR PAYMENT	1,404.00
360337 NEOFUNDS BY NEOPOST	EQUIPMENT RENTAL	61.97
360363 US FOODSERVICE INC	SUPPLIES	91.05
925821 GRAINGER INC	VALVES	708.77
925839 GRAINGER INC	VALVES	411.36

Prepared by: Georgina Meek
 Finance Accounting

1/7/2016

1C

CITY OF ANTIOCH
 CLAIMS BY FUND REPORT
 FOR THE PERIOD OF
 NOVEMBER 25 - DECEMBER 29, 2015
 FUND/CHECK#

222 Measure C/J Fund

Streets

359856	ECONOMIC AND PLANNING SYSTEMS INC	PROFESSIONAL SERVICES	1,140.00
359973	FEDERAL ADVOCATES INC	ADVOCACY SERVICES	5,000.00
360112	JD PARTNERS CONCRETE	CURB RAMP PROJECT	113,003.93

226 Solid Waste Reduction Fund

Solid Waste

359833	AMERICAN PLUMBING INC	PLUMBING SERVICES	831.57
359984	ICLEI USA MEMBERSHIP	MEMBER DUES	1,750.00

229 Pollution Elimination Fund

Channel Maintenance Operation

359883	LOWES COMPANIES INC	SUPPLIES	38.62
359888	MJH EXCAVATING INC	EQUIPMENT RENTAL	5,900.00
359904	RMC WATER AND ENVIRONMENT	PROFESSIONAL SERVICES	5,849.00
359997	MJH EXCAVATING INC	EQUIPMENT RENTAL	7,475.00
360167	ALTA FENCE	SECURE ENTRY ACCESS	395.00
360176	BANK OF AMERICA	RENEWAL FEE	45.00
360242	NEXTEL SPRINT	CELL PHONE	50.77
360349	RMC WATER AND ENVIRONMENT	PROFESSIONAL SERVICES	2,568.76
925640	ANKA BEHAVIORAL HEALTH INC	LANDSCAPE SERVICES	13,029.50
925795	ANKA BEHAVIORAL HEALTH INC	LANDSCAPE SERVICES	2,760.00

Storm Drain Administration

360061	BANK OF AMERICA	CONFERENCE-HAAS	16.00
--------	-----------------	-----------------	-------

251 Lone Tree SLLMD Fund

Lonetree Maintenance Zone 1

360025	STEWARTS TREE SERVICE INC	TREE SERVICES	675.00
360028	TERRACARE ASSOCIATES	TURF MOWING	273.20
360248	PACIFIC GAS AND ELECTRIC CO	ELECTRIC	847.99
360271	TERRACARE ASSOCIATES	TURF MOWING	136.60

Lonetree Maintenance Zone 2

359896	PACIFIC COAST LANDSCAPE MGMT INC	LANDSCAPE SERVICES	968.00
360007	PACIFIC COAST LANDSCAPE MGMT INC	LANDSCAPE SERVICES	3,872.00
360131	PACIFIC COAST LANDSCAPE MGMT INC	LANDSCAPE SERVICES	1,714.00
360247	PACIFIC COAST LANDSCAPE MGMT INC	LANDSCAPE SERVICES	2,571.00
360248	PACIFIC GAS AND ELECTRIC CO	ELECTRIC	751.07

Lonetree Maintenance Zone 3

360025	STEWARTS TREE SERVICE INC	TREE SERVICES	450.00
--------	---------------------------	---------------	--------

Lonetree Maintenance Zone 4

359911	SILVA LANDSCAPE	LANDSCAPE SERVICES	3,420.00
360020	SILVA LANDSCAPE	LANDSCAPE SERVICES	2,052.00
360025	STEWARTS TREE SERVICE INC	TREE SERVICES	650.00
360028	TERRACARE ASSOCIATES	TURF MOWING	437.12
360145	SILVA LANDSCAPE	LANDSCAPE SERVICES	1,368.00
360271	TERRACARE ASSOCIATES	TURF MOWING	218.56

CITY OF ANTIOCH
 CLAIMS BY FUND REPORT
 FOR THE PERIOD OF
 NOVEMBER 25 - DECEMBER 29, 2015
 FUND/CHECK#

252 Downtown SLLMD Fund

Downtown Maintenance

360028 TERRACARE ASSOCIATES	TURF MOWING	273.20
360248 PACIFIC GAS AND ELECTRIC CO	ELECTRIC	317.77
360271 TERRACARE ASSOCIATES	TURF MOWING	136.60

253 Almondridge SLLMD Fund

Almondridge Maintenance

360248 PACIFIC GAS AND ELECTRIC CO	ELECTRIC	213.61
------------------------------------	----------	--------

254 Hillcrest SLLMD Fund

Hillcrest Maintenance Zone 1

359896 PACIFIC COAST LANDSCAPE MGMT INC	LANDSCAPE SERVICES	1,714.00
360007 PACIFIC COAST LANDSCAPE MGMT INC	LANDSCAPE SERVICES	4,285.00
360028 TERRACARE ASSOCIATES	TURF MOWING	710.32
360248 PACIFIC GAS AND ELECTRIC CO	ELECTRIC	978.73
360271 TERRACARE ASSOCIATES	TURF MOWING	355.16

Hillcrest Maintenance Zone 2

360028 TERRACARE ASSOCIATES	TURF MOWING	972.60
360248 PACIFIC GAS AND ELECTRIC CO	ELECTRIC	744.24
360271 TERRACARE ASSOCIATES	TURF MOWING	486.30

Hillcrest Maintenance Zone 4

360028 TERRACARE ASSOCIATES	TURF MOWING	546.40
360248 PACIFIC GAS AND ELECTRIC CO	ELECTRIC	659.12
360271 TERRACARE ASSOCIATES	TURF MOWING	273.20

255 Park 1A Maintenance District Fund

Park 1A Maintenance District

360028 TERRACARE ASSOCIATES	TURF MOWING	710.32
360161 ACME SECURITY SYSTEMS	MONITORING	162.00
360175 AT AND T MCI	PHONE	18.52
360248 PACIFIC GAS AND ELECTRIC CO	ELECTRIC	244.67
360271 TERRACARE ASSOCIATES	TURF MOWING	355.16

256 Citywide 2A Maintenance District Fund

Citywide 2A Maintenance Zone 3

360028 TERRACARE ASSOCIATES	TURF MOWING	10.92
360248 PACIFIC GAS AND ELECTRIC CO	ELECTRIC	78.80
360271 TERRACARE ASSOCIATES	TURF MOWING	5.46

Citywide 2A Maintenance Zone 4

360248 PACIFIC GAS AND ELECTRIC CO	ELECTRIC	323.27
------------------------------------	----------	--------

Citywide 2A Maintenance Zone 5

360248 PACIFIC GAS AND ELECTRIC CO	ELECTRIC	498.37
------------------------------------	----------	--------

Citywide 2A Maintenance Zone 6

360028 TERRACARE ASSOCIATES	TURF MOWING	655.68
360248 PACIFIC GAS AND ELECTRIC CO	ELECTRIC	234.06
360271 TERRACARE ASSOCIATES	TURF MOWING	327.84

Citywide 2A Maintenance Zone 8

360028 TERRACARE ASSOCIATES	TURF MOWING	54.64
360271 TERRACARE ASSOCIATES	TURF MOWING	27.32

Prepared by: Georgina Meek
 Finance Accounting

1/7/2016

1C

CITY OF ANTIOCH
 CLAIMS BY FUND REPORT
 FOR THE PERIOD OF
 NOVEMBER 25 - DECEMBER 29, 2015
 FUND/CHECK#

Citywide 2A Maintenance Zone 9

359900	PRINTEX CONCRETE PRODUCTS INC	SOUND WALL REPAIR	5,100.00
360028	TERRACARE ASSOCIATES	TURF MOWING	163.92
360131	PACIFIC COAST LANDSCAPE MGMT INC	LANDSCAPE SERVICES	2,299.01
360247	PACIFIC COAST LANDSCAPE MGMT INC	LANDSCAPE SERVICES	1,452.00
360248	PACIFIC GAS AND ELECTRIC CO	ELECTRIC	488.63
360271	TERRACARE ASSOCIATES	TURF MOWING	81.96

Citywide 2A Maintenance Zone10

360145	SILVA LANDSCAPE	LANDSCAPE SERVICES	2,052.00
360248	PACIFIC GAS AND ELECTRIC CO	ELECTRIC	135.84
360265	SILVA LANDSCAPE	LANDSCAPE SERVICES	3,420.00

257 SLLMD Administration Fund

SLLMD Administration

204290	WESTERN CHAPTER ISA	SEMINAR	95.00
204291	CITY OF ANTIOCH	EXPENSE REIMBURSEMENT	5.00
359832	ACE HARDWARE, ANTIOCH	SUPPLIES	32.34
359926	VERIZON WIRELESS	DATA USAGE	76.02
359949	BELUS CONSTRUCTION & INVESTMENTS	DOOR INSTALLATION	3,662.34
360028	TERRACARE ASSOCIATES	TURF MOWING	655.68
360176	BANK OF AMERICA	SUPPLIES	328.51
360212	DU ALL SAFETY LLC	TRAFFIC CONTROL TRAINING	948.39
360242	NEXTEL SPRINT	CELL PHONE	206.43
360243	OFFICE MAX INC	OFFICE SUPPLIES	77.45
360271	TERRACARE ASSOCIATES	TURF MOWING	327.84
925813	SITEONE LANDSCAPE SUPPLY HOLDING	CONTROLLER REPAIR	618.45
925854	SITEONE LANDSCAPE SUPPLY HOLDING	IRRIGATION SUPPLIES	259.00

311 Capital Improvement Fund

Streets

360050	ANCHOR CONCRETE CONSTRUCTION INC	SIDEWALK PROJECT	18,333.57
--------	----------------------------------	------------------	-----------

312 Prewett Family Park Fund

Parks & Open Space

359908	ROYSTON HANAMOTO ALLEY AND ABEY	CONSULTING SERVICES	18,728.68
360059	BANK OF AMERICA	SPRAY PARK APPLICATION	2,436.00
925807	KARSTE CONSULTING INC	PROFESSIONAL SERVICES	7,440.00

376 Lone Diamond Fund

Assessment District

359841	CENTRAL SELF STORAGE ANTIOCH	STORAGE FEES	177.00
359904	RMC WATER AND ENVIRONMENT	PROFESSIONAL SERVICES	12,451.97
360300	CENTRAL SELF STORAGE ANTIOCH	STORAGE FEES	177.00
360349	RMC WATER AND ENVIRONMENT	PROFESSIONAL SERVICES	9,534.98

416 Honeywell Capital Lease Fund

Non Departmental

360057	BANK OF AMERICA	LOAN PAYMENT	43,987.06
--------	-----------------	--------------	-----------

569 Vehicle Replacement Fund

Equipment Maintenance

359992	LINE X KUSTOM AND ACCESSORIES	TRUCK LINE BOX INSTALLATION	1,071.79
--------	-------------------------------	-----------------------------	----------

Prepared by: Georgina Meek
 Finance Accounting

1/7/2016

1C

CITY OF ANTIOCH
 CLAIMS BY FUND REPORT
 FOR THE PERIOD OF
 NOVEMBER 25 - DECEMBER 29, 2015
 FUND/CHECK#

360208 DIAMOND TRUCK BODY MFG CO INC	AUTO BODY REPAIR SERVICE	34,728.43
570 Equipment Maintenance Fund		
Non Departmental		
359868 HUNT AND SONS INC	FUEL	3,098.45
360107 HUNT AND SONS INC	FUEL	19,485.53
Equipment Maintenance		
204291 CITY OF ANTIOCH	EXPENSE REIMBURSEMENT	4.78
359834 ANTIOCH AUTO PARTS	POWER INVERTER	1,221.30
359843 CHUCKS BRAKE AND WHEEL SERVICE	COUPLER	32.70
359862 GALL, MATTHEW DAVID	EXPENSE REIMBURSEMENT	40.00
359883 LOWES COMPANIES INC	SUPPLIES	24.77
359926 VERIZON WIRELESS	DATA USAGE	38.01
359934 ALL CLEAN	WASTE REMOVAL	896.40
359946 BAY AREA AIR QUALITY MANAGEMENT	PERMIT FEES	298.00
359968 EAST BAY TIRE CO	TIRE MOUNTING	65.58
359980 HARLEY DAVIDSON	SUPPLIES	1,980.61
359993 MAACO	ACCIDENT REPAIR	1,805.11
360003 ONE 800 RADIATOR	RADIATOR	130.80
360019 SGS TESTCOM	REPAIR SERVICE	7.59
360024 STERICYCLE INC	WASTE REMOVAL	988.74
360027 SUBURBAN PROPANE	PROPANE	323.74
360037 WALNUT CREEK FORD	BRAKE PARTS	581.53
360039 WESTAMERICA BANK	COPIER LEASE	27.50
360053 ANTIOCH AUTO PARTS	BRAKE PARTS	2,654.95
360071 CHUCKS BRAKE AND WHEEL SERVICE	TRAILER HITCH	291.58
360081 CONTRA COSTA COUNTY	RADIO PARTS	120.65
360099 FASTENAL CO	SCREWS	14.14
360100 FERRIS HOIST AND REPAIR INC	LIFT INSPECTIONS	405.00
360125 MUNICIPAL POOLING AUTHORITY	VEHICLE INSURANCE	290.64
360154 WALNUT CREEK FORD	WATER PUMP	221.03
360171 ANTIOCH AUTO PARTS	COMPRESSOR BELT	29.03
360180 BILL BRANDT FORD	MOTOR MOUNTS	236.20
360215 EAST BAY TIRE CO	TIRE REPAIR	38.00
360243 OFFICE MAX INC	OFFICE SUPPLIES	26.66
360248 PACIFIC GAS AND ELECTRIC CO	ELECTRIC	676.31
360254 PETERSON	HOSES & CLAMPS	652.94
360270 SUPERIOR AUTO PARTS	BELT	27.20
360272 TRED SHED, THE	TIRES	1,882.95
360282 ALL STAR FORD	KEY PROGRAMMING	150.00
360284 AMERICAN TRUCK AND TRAILER BODY	CRANE BOLTS	260.22
360315 EAST BAY TIRE CO	TIRE MOUNTING	1,152.87
360340 PETERSON	SUPPLIES	219.22
360352 ROYAL BRASS INC	HOSE & FITTINGS	471.02
360367 WINTER CHEVROLET CO	HOSE	189.10
925711 KIMBALL MIDWEST	SUPPLIES	1,488.39
925819 BIG SKY ENTERPRISES INC	ACCIDENT REPAIR	500.20

Prepared by: Georgina Meek
 Finance Accounting

1/7/2016

1C

CITY OF ANTIOCH
 CLAIMS BY FUND REPORT
 FOR THE PERIOD OF
 NOVEMBER 25 - DECEMBER 29, 2015
 FUND/CHECK#

925829 UNLIMITED GRAPHIC & SIGN NETWORK	DECALS	1,087.82
925836 CRYSTAL CLEAR LOGOS INC	UNIFORMS	158.04
925839 GRAINGER INC	OIL	370.58
573 Information Services Fund		
Non Departmental		
360060 BANK OF AMERICA	EE COMPUTER PURCHASE	733.11
Information Services		
360034 VERIZON WIRELESS	CELL PHONE	227.96
Network Support & PCs		
359847 COMCAST	INTERNET SERVICE	130.33
359913 SOFTCHOICE CORPORATION	MS WINDOWS LICENSE	4,162.50
359958 COMCAST	INTERNET SERVICE	172.77
360021 SOFTCHOICE CORPORATION	LICENSE AGREEMENT	1,345.00
360034 VERIZON WIRELESS	CELL PHONE	348.79
360039 WESTAMERICA BANK	COPIER LEASE	102.03
360077 COMCAST	CONNECTION SERVICE	1,041.50
360175 AT AND T MCI	PHONE	357.32
360303 COMCAST	INTERNET SERVICE	134.63
925799 DIGITAL SERVICES	WEBSITE MAINTENANCE	2,990.00
925820 DIGITAL SERVICES	WEBSITE MAINTENANCE	2,275.00
Telephone System		
204098 AMERICAN MESSAGING	PAGER	37.37
359876 KIS	RENEWAL	1,200.00
360174 AT AND T MCI	PHONE	285.16
360175 AT AND T MCI	PHONE	2,314.53
925831 ALTURA COMMUNICATION SOLUTIONS	ANNUAL NETWORK SUPPORT	40,845.00
GIS Support Services		
359854 DIABLO LIVE SCAN	FINGERPRINTING	20.00
359916 STATE OF CALIFORNIA	FINGERPRINTING	32.00
925834 CDW GOVERNMENT INC	COMPUTER EQUIPMENT	4,550.00
Office Equipment Replacement		
360021 SOFTCHOICE CORPORATION	LICENSE AGREEMENT	10,831.09
360324 HEWLETT PACKARD COMPANY	COMPUTER EQUIPMENT	2,931.45
925831 ALTURA COMMUNICATION SOLUTIONS	COMPUTER EQUIPMENT	29,991.35
925834 CDW GOVERNMENT INC	COMPUTER EQUIPMENT	810.25
577 Post Retirement Medical-Police Fund		
Non Departmental		
359837 RETIREE	MEDICAL AFTER RETIREMENT	1,170.00
359839 RETIREE	MEDICAL AFTER RETIREMENT	714.45
359863 RETIREE	MEDICAL AFTER RETIREMENT	871.40
359879 RETIREE	MEDICAL AFTER RETIREMENT	887.96
359885 RETIREE	MEDICAL AFTER RETIREMENT	129.00
359886 RETIREE	MEDICAL AFTER RETIREMENT	1,199.92
359907 RETIREE	MEDICAL AFTER RETIREMENT	235.23
359914 RETIREE	MEDICAL AFTER RETIREMENT	89.00
359921 RETIREE	MEDICAL AFTER RETIREMENT	1,306.90

CITY OF ANTIOCH
 CLAIMS BY FUND REPORT
 FOR THE PERIOD OF
 NOVEMBER 25 - DECEMBER 29, 2015
 FUND/CHECK#

359929	RETIREE	MEDICAL AFTER RETIREMENT	663.90
359931	RETIREE	MEDICAL AFTER RETIREMENT	469.02
360042	PERS	MEDICAL AFTER RETIREMENT	4,148.00
360342	PERS	MEDICAL AFTER RETIREMENT	6,500.00
925635	RETIREE	MEDICAL AFTER RETIREMENT	1,306.90
925636	RETIREE	MEDICAL AFTER RETIREMENT	235.23
925641	RETIREE	MEDICAL AFTER RETIREMENT	887.96
925642	RETIREE	MEDICAL AFTER RETIREMENT	270.95
925644	RETIREE	MEDICAL AFTER RETIREMENT	1,199.92
925647	RETIREE	MEDICAL AFTER RETIREMENT	1,306.90
925648	RETIREE	MEDICAL AFTER RETIREMENT	1,199.92
925656	RETIREE	MEDICAL AFTER RETIREMENT	887.96
925657	RETIREE	MEDICAL AFTER RETIREMENT	897.00
925661	RETIREE	MEDICAL AFTER RETIREMENT	556.94
925664	RETIREE	MEDICAL AFTER RETIREMENT	1,306.90
925674	RETIREE	MEDICAL AFTER RETIREMENT	1,428.90
925679	RETIREE	MEDICAL AFTER RETIREMENT	1,190.16
925680	RETIREE	MEDICAL AFTER RETIREMENT	680.00
925681	RETIREE	MEDICAL AFTER RETIREMENT	317.93
925682	RETIREE	MEDICAL AFTER RETIREMENT	152.53
925696	RETIREE	MEDICAL AFTER RETIREMENT	173.51
925699	RETIREE	MEDICAL AFTER RETIREMENT	235.23
925702	RETIREE	MEDICAL AFTER RETIREMENT	1,306.90
925703	RETIREE	MEDICAL AFTER RETIREMENT	1,306.90
925704	RETIREE	MEDICAL AFTER RETIREMENT	262.28
925712	RETIREE	MEDICAL AFTER RETIREMENT	173.51
925728	RETIREE	MEDICAL AFTER RETIREMENT	1,306.90
925731	RETIREE	MEDICAL AFTER RETIREMENT	592.45
925732	RETIREE	MEDICAL AFTER RETIREMENT	1,306.90
925743	RETIREE	MEDICAL AFTER RETIREMENT	1,306.90
925744	RETIREE	MEDICAL AFTER RETIREMENT	811.87
925745	RETIREE	MEDICAL AFTER RETIREMENT	1,306.90
925747	RETIREE	MEDICAL AFTER RETIREMENT	949.68
925757	RETIREE	MEDICAL AFTER RETIREMENT	592.45
925768	RETIREE	MEDICAL AFTER RETIREMENT	1,306.90
925774	RETIREE	MEDICAL AFTER RETIREMENT	469.02
925779	RETIREE	MEDICAL AFTER RETIREMENT	592.45
925789	RETIREE	MEDICAL AFTER RETIREMENT	592.45
925791	RETIREE	MEDICAL AFTER RETIREMENT	239.43
925792	RETIREE	MEDICAL AFTER RETIREMENT	1,306.90

578 Post Retirement Medical-Misc Fund

Non Departmental

359836	RETIREE	MEDICAL AFTER RETIREMENT	232.69
359842	RETIREE	MEDICAL AFTER RETIREMENT	449.11
359851	RETIREE	MEDICAL AFTER RETIREMENT	232.69
359853	RETIREE	MEDICAL AFTER RETIREMENT	114.69

Prepared by: Georgina Meek
 Finance Accounting

1/7/2016

1C

CITY OF ANTIOCH
 CLAIMS BY FUND REPORT
 FOR THE PERIOD OF
 NOVEMBER 25 - DECEMBER 29, 2015
 FUND/CHECK#

359855	RETIREE	MEDICAL AFTER RETIREMENT	285.44
359866	RETIREE	MEDICAL AFTER RETIREMENT	587.38
359875	RETIREE	MEDICAL AFTER RETIREMENT	232.69
359887	RETIREE	MEDICAL AFTER RETIREMENT	232.69
359901	RETIREE	MEDICAL AFTER RETIREMENT	114.69
359903	RETIREE	MEDICAL AFTER RETIREMENT	587.38
359906	RETIREE	MEDICAL AFTER RETIREMENT	114.69
359909	RETIREE	MEDICAL AFTER RETIREMENT	114.69
359928	RETIREE	MEDICAL AFTER RETIREMENT	114.69
360042	PERS	MEDICAL AFTER RETIREMENT	5,856.00
360117	RETIREE	MEDICAL AFTER RETIREMENT	888.48
360342	PERS	MEDICAL AFTER RETIREMENT	8,241.00
925637	RETIREE	MEDICAL AFTER RETIREMENT	246.76
925638	RETIREE	MEDICAL AFTER RETIREMENT	587.38
925639	RETIREE	MEDICAL AFTER RETIREMENT	230.63
925643	RETIREE	MEDICAL AFTER RETIREMENT	587.38
925646	RETIREE	MEDICAL AFTER RETIREMENT	114.69
925651	RETIREE	MEDICAL AFTER RETIREMENT	232.69
925654	RETIREE	MEDICAL AFTER RETIREMENT	587.38
925663	RETIREE	MEDICAL AFTER RETIREMENT	114.69
925665	RETIREE	MEDICAL AFTER RETIREMENT	351.38
925668	RETIREE	MEDICAL AFTER RETIREMENT	114.69
925670	RETIREE	MEDICAL AFTER RETIREMENT	232.69
925673	RETIREE	MEDICAL AFTER RETIREMENT	114.69
925676	RETIREE	MEDICAL AFTER RETIREMENT	587.38
925677	RETIREE	MEDICAL AFTER RETIREMENT	173.51
925678	RETIREE	MEDICAL AFTER RETIREMENT	250.00
925686	RETIREE	MEDICAL AFTER RETIREMENT	114.69
925688	RETIREE	MEDICAL AFTER RETIREMENT	114.69
925690	RETIREE	MEDICAL AFTER RETIREMENT	59.75
925691	RETIREE	MEDICAL AFTER RETIREMENT	177.41
925698	RETIREE	MEDICAL AFTER RETIREMENT	587.38
925701	RETIREE	MEDICAL AFTER RETIREMENT	114.69
925707	RETIREE	MEDICAL AFTER RETIREMENT	232.69
925710	RETIREE	MEDICAL AFTER RETIREMENT	587.38
925714	RETIREE	MEDICAL AFTER RETIREMENT	232.69
925716	RETIREE	MEDICAL AFTER RETIREMENT	114.69
925719	RETIREE	MEDICAL AFTER RETIREMENT	587.38
925722	RETIREE	MEDICAL AFTER RETIREMENT	351.38
925724	RETIREE	MEDICAL AFTER RETIREMENT	351.38
925727	RETIREE	MEDICAL AFTER RETIREMENT	351.38
925738	RETIREE	MEDICAL AFTER RETIREMENT	351.38
925739	RETIREE	MEDICAL AFTER RETIREMENT	114.69
925740	RETIREE	MEDICAL AFTER RETIREMENT	351.38
925749	RETIREE	MEDICAL AFTER RETIREMENT	232.69
925752	RETIREE	MEDICAL AFTER RETIREMENT	232.69

CITY OF ANTIOCH
 CLAIMS BY FUND REPORT
 FOR THE PERIOD OF
 NOVEMBER 25 - DECEMBER 29, 2015
 FUND/CHECK#

925756	RETIREE	MEDICAL AFTER RETIREMENT	587.38
925762	RETIREE	MEDICAL AFTER RETIREMENT	114.69
925773	RETIREE	MEDICAL AFTER RETIREMENT	351.38
925775	RETIREE	MEDICAL AFTER RETIREMENT	246.76
925777	RETIREE	MEDICAL AFTER RETIREMENT	131.94
925778	RETIREE	MEDICAL AFTER RETIREMENT	173.51
925780	RETIREE	MEDICAL AFTER RETIREMENT	587.38
925782	RETIREE	MEDICAL AFTER RETIREMENT	709.38
925788	RETIREE	MEDICAL AFTER RETIREMENT	351.38
925790	RETIREE	MEDICAL AFTER RETIREMENT	114.69
925793	RETIREE	MEDICAL AFTER RETIREMENT	114.69

579 Post Retirement Medical-Mgmt Fund

Non Departmental

359844	RETIREE	MEDICAL AFTER RETIREMENT	891.90
359849	RETIREE	MEDICAL AFTER RETIREMENT	172.69
359860	RETIREE	MEDICAL AFTER RETIREMENT	114.69
359864	RETIREE	MEDICAL AFTER RETIREMENT	232.69
359869	RETIREE	MEDICAL AFTER RETIREMENT	400.00
359873	RETIREE	MEDICAL AFTER RETIREMENT	587.38
359881	RETIREE	MEDICAL AFTER RETIREMENT	351.38
359889	RETIREE	MEDICAL AFTER RETIREMENT	752.38
359894	RETIREE	MEDICAL AFTER RETIREMENT	1,735.57
359897	RETIREE	MEDICAL AFTER RETIREMENT	114.69
359919	RETIREE	MEDICAL AFTER RETIREMENT	232.69
359925	RETIREE	MEDICAL AFTER RETIREMENT	1,735.57
360042	PERS	MEDICAL AFTER RETIREMENT	9,150.00
360342	PERS	MEDICAL AFTER RETIREMENT	7,000.00
925645	RETIREE	MEDICAL AFTER RETIREMENT	351.38
925649	RETIREE	MEDICAL AFTER RETIREMENT	351.38
925650	RETIREE	MEDICAL AFTER RETIREMENT	269.65
925652	RETIREE	MEDICAL AFTER RETIREMENT	172.70
925653	RETIREE	MEDICAL AFTER RETIREMENT	114.69
925655	RETIREE	MEDICAL AFTER RETIREMENT	891.90
925658	RETIREE	MEDICAL AFTER RETIREMENT	592.45
925659	RETIREE	MEDICAL AFTER RETIREMENT	587.38
925662	RETIREE	MEDICAL AFTER RETIREMENT	709.38
925666	RETIREE	MEDICAL AFTER RETIREMENT	615.52
925667	RETIREE	MEDICAL AFTER RETIREMENT	114.69
925669	RETIREE	MEDICAL AFTER RETIREMENT	587.38
925671	RETIREE	MEDICAL AFTER RETIREMENT	467.38
925672	RETIREE	MEDICAL AFTER RETIREMENT	351.38
925675	RETIREE	MEDICAL AFTER RETIREMENT	246.76
925683	RETIREE	MEDICAL AFTER RETIREMENT	351.38
925684	RETIREE	MEDICAL AFTER RETIREMENT	891.90
925685	RETIREE	MEDICAL AFTER RETIREMENT	114.69
925689	RETIREE	MEDICAL AFTER RETIREMENT	873.55

CITY OF ANTIOCH
 CLAIMS BY FUND REPORT
 FOR THE PERIOD OF
 NOVEMBER 25 - DECEMBER 29, 2015
 FUND/CHECK#

925693	RETIREE	MEDICAL AFTER RETIREMENT	578.29
925694	RETIREE	MEDICAL AFTER RETIREMENT	351.38
925695	RETIREE	MEDICAL AFTER RETIREMENT	351.38
925697	RETIREE	MEDICAL AFTER RETIREMENT	469.02
925705	RETIREE	MEDICAL AFTER RETIREMENT	322.37
925708	RETIREE	MEDICAL AFTER RETIREMENT	717.38
925709	RETIREE	MEDICAL AFTER RETIREMENT	351.38
925713	RETIREE	MEDICAL AFTER RETIREMENT	246.76
925715	RETIREE	MEDICAL AFTER RETIREMENT	587.38
925717	RETIREE	MEDICAL AFTER RETIREMENT	351.38
925718	RETIREE	MEDICAL AFTER RETIREMENT	351.38
925720	RETIREE	MEDICAL AFTER RETIREMENT	1,306.90
925721	RETIREE	MEDICAL AFTER RETIREMENT	232.69
925723	RETIREE	MEDICAL AFTER RETIREMENT	232.69
925725	RETIREE	MEDICAL AFTER RETIREMENT	172.38
925726	RETIREE	MEDICAL AFTER RETIREMENT	351.38
925730	RETIREE	MEDICAL AFTER RETIREMENT	531.58
925733	RETIREE	MEDICAL AFTER RETIREMENT	173.51
925734	RETIREE	MEDICAL AFTER RETIREMENT	246.76
925735	RETIREE	MEDICAL AFTER RETIREMENT	172.69
925736	RETIREE	MEDICAL AFTER RETIREMENT	587.38
925737	RETIREE	MEDICAL AFTER RETIREMENT	351.38
925741	RETIREE	MEDICAL AFTER RETIREMENT	114.69
925742	RETIREE	MEDICAL AFTER RETIREMENT	114.69
925746	RETIREE	MEDICAL AFTER RETIREMENT	1,306.90
925748	RETIREE	MEDICAL AFTER RETIREMENT	114.69
925750	RETIREE	MEDICAL AFTER RETIREMENT	351.38
925751	RETIREE	MEDICAL AFTER RETIREMENT	351.38
925753	RETIREE	MEDICAL AFTER RETIREMENT	232.69
925754	RETIREE	MEDICAL AFTER RETIREMENT	172.70
925755	RETIREE	MEDICAL AFTER RETIREMENT	372.69
925758	RETIREE	MEDICAL AFTER RETIREMENT	891.90
925759	RETIREE	MEDICAL AFTER RETIREMENT	351.38
925760	RETIREE	MEDICAL AFTER RETIREMENT	351.38
925761	RETIREE	MEDICAL AFTER RETIREMENT	114.69
925763	RETIREE	MEDICAL AFTER RETIREMENT	246.76
925764	RETIREE	MEDICAL AFTER RETIREMENT	615.52
925765	RETIREE	MEDICAL AFTER RETIREMENT	114.69
925767	RETIREE	MEDICAL AFTER RETIREMENT	587.38
925769	RETIREE	MEDICAL AFTER RETIREMENT	752.38
925770	RETIREE	MEDICAL AFTER RETIREMENT	185.67
925772	RETIREE	MEDICAL AFTER RETIREMENT	114.69
925776	RETIREE	MEDICAL AFTER RETIREMENT	590.55
925781	RETIREE	MEDICAL AFTER RETIREMENT	351.38
925783	RETIREE	MEDICAL AFTER RETIREMENT	351.38
925784	RETIREE	MEDICAL AFTER RETIREMENT	1,596.50

CITY OF ANTIOCH
 CLAIMS BY FUND REPORT
 FOR THE PERIOD OF
 NOVEMBER 25 - DECEMBER 29, 2015
 FUND/CHECK#

925785 RETIREE	MEDICAL AFTER RETIREMENT	114.69
925786 RETIREE	MEDICAL AFTER RETIREMENT	1,520.00
925787 RETIREE	MEDICAL AFTER RETIREMENT	246.76

611 Water Fund

Non Departmental

203877 WAXIE SANITARY SUPPLY	SUPPLIES	63.35
359834 ANTIOCH AUTO PARTS	SUPPLIES	598.96
359905 ROBERTS AND BRUNE CO	SUPPLIES	9,984.40
359930 WESCO RECEIVABLES CORP	SUPPLIES	415.94
359947 BAY AREA BARRICADE	SUPPLIES	3,490.18
359972 FASTENAL CO	SUPPLIES	220.52
360064 EMPLOYEE	CHECK REPLACEMENT	60.00
360066 BISHOP CO	SUPPLIES	232.95
360090 DELTA DIABLO	SRF LOAN PAYMENT	252,026.18
360099 FASTENAL CO	SUPPLIES	1,100.33
360122 MOHAMMED, NABI	CHECK REPLACEMENT	106.36
360156 WESCO RECEIVABLES CORP	SUPPLIES	428.76
925687 GRAINGER INC	SUPPLIES	173.32
925692 HAMMONS SUPPLY COMPANY	SUPPLIES	2,135.88
925798 CRYSTAL CLEAR LOGOS INC	SUPPLIES	3,366.27
925802 GOLDEN WEST BETTERWAY UNIFORMS	SUPPLIES	4,512.66
925803 GRAINGER INC	SUPPLIES	2,197.31
925821 GRAINGER INC	SUPPLIES	298.45
925822 HAMMONS SUPPLY COMPANY	SUPPLIES	511.56
925836 CRYSTAL CLEAR LOGOS INC	SUPPLIES	2,708.65

Water Supervision

359926 VERIZON WIRELESS	DATA USAGE	76.02
359956 EMPLOYEE	RENEWAL REIMBURSEMENT	105.00
360004 ONLINE RESOURCES	ONLINE PAYMENT RETURN	83.93
360134 PERS	PAYROLL DEDUCTIONS	270.02
360135 PERS	PAYROLL DEDUCTIONS	13.08
360137 PERS	PAYROLL DEDUCTIONS	25.88
360159 PERS	PAYROLL DEDUCTIONS	90.26
360191 EMPLOYEE	EXPENSE REIMBURSEMENT	46.95
360242 NEXTEL SPRINT	CELL PHONE	115.14
360304 EMPLOYEE	EXPENSE REIMBURSEMENT	247.69
360334 EMPLOYEE	EXPENSE REIMBURSEMENT	67.42

Water Production

204291 CITY OF ANTIOCH	EXPENSE REIMBURSEMENT	20.00
359832 ACE HARDWARE, ANTIOCH	SUPPLIES	50.91
359838 BORGES AND MAHONEY	SUPPLIES	868.04
359858 FASTENAL CO	SUPPLIES	159.31
359865 HACH CO	LAB SUPPLIES	294.99
359883 LOWES COMPANIES INC	SUPPLIES	39.08
359923 UNIVAR USA INC	CAUSTIC	5,038.68
359926 VERIZON WIRELESS	DATA USAGE	38.01

Prepared by: Georgina Meek
 Finance Accounting

1/7/2016

1C

CITY OF ANTIOCH
 CLAIMS BY FUND REPORT
 FOR THE PERIOD OF
 NOVEMBER 25 - DECEMBER 29, 2015
 FUND/CHECK#

359932 ACE HARDWARE, ANTIOCH	SUPPLIES	14.10
359935 ALLIED FLUID PRODUCTS CORP	FLEX HOSE	100.40
359936 ALTA FENCE	WIND SCREEN INSTALLATION	943.00
359971 EXPONENT INC	PROFESSIONAL SERVICES	10,215.33
359988 KARL NEEDHAM ENTERPRISES INC	EQUIPMENT RENTAL	23,632.00
359994 MANERI SIGN COMPANY	SIGN HARDWARE	651.00
360015 RED WING SHOE STORE	SAFETY SHOES	225.89
360016 ROBERTS AND BRUNE CO	FLANGE	39.23
360039 WESTAMERICA BANK	COPIER LEASE	51.42
360044 ACE HARDWARE, ANTIOCH	SUPPLIES	205.99
360099 FASTENAL CO	CHAIN	243.62
360101 FISHER SCIENTIFIC COMPANY	LAB SUPPLIES	312.16
360132 POLYDYNE INC	POLYMER	5,060.00
360141 PERS	PAYROLL DEDUCTIONS	49.35
360153 UNIVAR USA INC	CAUSTIC	5,171.44
360168 AWWA	EDUCATIONAL MATERIALS	245.50
360169 AWWA	ANNUAL DUES	73.00
360170 ANIMAL DAMAGE MANAGEMENT	ANIMAL CONTROL	125.00
360174 AT AND T MCI	PHONE	133.12
360175 AT AND T MCI	PHONE	70.02
360189 CLEAN LAKES INC	MAPPING	3,200.00
360218 FISHER SCIENTIFIC COMPANY	LAB SUPPLIES	72.71
360242 NEXTEL SPRINT	CELL PHONE	106.18
360243 OFFICE MAX INC	OFFICE SUPPLIES	74.06
360248 PACIFIC GAS AND ELECTRIC CO	GAS	127,308.56
360261 RF MACDONALD COMPANY	BOILER REPAIR	1,984.50
360280 ACE HARDWARE, ANTIOCH	HOSE	90.15
360294 BORGES AND MAHONEY	CHLORINATOR KIT	75.28
360311 CSI SERVICES INC	DIVER SERVICE	2,250.00
360317 EXPONENT INC	PROFESSIONAL SERVICES	3,312.80
360325 HOME DEPOT, THE	WRENCH	86.76
360327 IEH LABORATORIES	SAMPLE TESTING	350.00
360330 LAW OFFICE OF MATTHEW EMRICK	LEGAL SERVICES	4,504.50
360366 WALTER BISHOP CONSULTING	CONSULTING SERVICES	1,305.00
925660 CHEMTRADE CHEMICALS US LLC	ALUM	2,538.18
925687 GRAINGER INC	SUPPLIES	236.70
925706 ICR ELECTRICAL CONTRACTORS	ELECTRICAL SERVICES	496.69
925796 CHEMTRADE CHEMICALS US LLC	ALUM	2,503.72
925798 CRYSTAL CLEAR LOGOS INC	JACKETS	136.36
925800 EUROFINS EATON ANALYTICAL INC	MONITORING	285.00
925801 FRED'S WELDING	WELDING SERVICES	3,500.00
925812 SIERRA CHEMICAL CO	CHLORINE	4,252.47
925818 AIRGAS SPECIALTY PRODUCTS	AMMONIA	1,355.03
925827 NTU TECHNOLOGIES INC	POLYMER	2,700.00
925830 AIRGAS SPECIALTY PRODUCTS	AMMONIA	1,101.75
925835 COMPUTERLAND	COMPUTER EQUIPMENT	397.36

Prepared by: Georgina Meek
 Finance Accounting

1/7/2016

1C

CITY OF ANTIOCH
 CLAIMS BY FUND REPORT
 FOR THE PERIOD OF
 NOVEMBER 25 - DECEMBER 29, 2015
 FUND/CHECK#

925837	EUROFINS EATON ANALYTICAL INC	MONITORING	435.00
925838	EVOQUA WATER TECHNOLOGIES LLC	SERVICE DI H2O SYSTEM	487.00
925839	GRAINGER INC	RAIN GAUGE	3,323.41
925842	LEES BUILDING MAINTENANCE	JANITORIAL SERVICES	303.53
925848	IDEXX LABORATORIES INC	CHEMICALS	3,021.19
925853	SIERRA CHEMICAL CO	CHLORINE	4,252.47
Water Distribution			
204291	CITY OF ANTIOCH	EXPENSE REIMBURSEMENT	20.00
204293	COSTCO	SUPPLIES	44.44
359834	ANTIOCH AUTO PARTS	SUPPLIES	12.16
359871	INFOSEND INC	POSTAGE COSTS TO MAIL BILLS	3,209.92
359883	LOWES COMPANIES INC	SUPPLIES	37.16
359905	ROBERTS AND BRUNE CO	PIPE & FITTINGS	8,459.42
359917	STATE WATER RESOURCES BOARD	RENEWAL-LOWE	70.00
359922	UNITED PARCEL SERVICE	SHIPPING	96.12
359926	VERIZON WIRELESS	DATA USAGE	380.10
359975	FRIGARD CHIROPRACTIC	DMV PHYSICALS	75.00
359999	MT DIABLO LANDSCAPE CENTERS INC	CONCRETE MIX	222.53
360015	RED WING SHOE STORE	SAFETY SHOES	222.41
360016	ROBERTS AND BRUNE CO	PIPE & FITTINGS	1,666.42
360017	RT LAWRENCE CORP	LOCKBOX PROCESSING	562.95
360039	WESTAMERICA BANK	COPIER LEASE	70.01
360042	PERS	PAYROLL DEDUCTIONS	870.60
360054	ANTIOCH BUILDING MATERIALS	ASPHALT	3,526.59
360077	COMCAST	CONNECTION SERVICE	333.00
360095	DU ALL SAFETY LLC	TRAINING	2,250.00
360099	FASTENAL CO	SUPPLIES	167.38
360110	INFOSEND INC	POSTAGE COSTS TO MAIL BILLS	2,440.94
360114	KEN KELLER SALES	SUPPLIES	1,033.43
360118	LIEBERT CASSIDY WHITMORE	PROFESSIONAL SERVICES	2,425.50
360120	EMPLOYEE	RENEWAL REIMBURSEMENT	105.00
360146	STATE WATER RESOURCES BOARD	D4 CERTIFICATION	140.00
360151	TRENCH PLATE RENTAL CO INC	EQUIPMENT RENTAL	590.80
360152	TYLER TECHNOLOGIES	MONTHLY INSITE FEES	340.00
360155	WATER EDUCATION FOUNDATION	TRAINING	2,200.00
360176	BANK OF AMERICA	MONITORS	593.06
360212	DU ALL SAFETY LLC	TRAFFIC CONTROL TRAINING	2,054.83
360242	NEXTEL SPRINT	CELL PHONE	401.31
360243	OFFICE MAX INC	OFFICE SUPPLIES	317.16
360312	CWEA SFBS	RENEWAL-PADILLA	81.00
360328	INFOSEND INC	POSTAGE COSTS TO MAIL BILLS	1,280.02
360342	PERS	PAYROLL DEDUCTIONS	995.57
360350	ROBERTS AND BRUNE CO	PIPE & FITTINGS	23,440.11
360351	EMPLOYEE	EXPENSE REIMBURSEMENT	36.74
925766	SITEONE LANDSCAPE SUPPLY HOLDING	IRRIGATION SUPPLIES	4,578.00
925798	CRYSTAL CLEAR LOGOS INC	SUPPLIES	114.93

Prepared by: Georgina Meek
 Finance Accounting

1/7/2016

1C

CITY OF ANTIOCH
 CLAIMS BY FUND REPORT
 FOR THE PERIOD OF
 NOVEMBER 25 - DECEMBER 29, 2015
 FUND/CHECK#

925803 GRAINGER INC	SMALL TOOLS	977.61
925814 SUNGARD PUBLIC SECTOR INC	PROGRAM CHANGES	500.00
925815 TELFER OIL COMPANY	SUPPLIES	412.47
925825 KARSTE CONSULTING INC	PROFESSIONAL SERVICES	2,040.00
925839 GRAINGER INC	SUPPLIES	1,918.59
Water Meter Reading		
359834 ANTIOCH AUTO PARTS	SUPPLIES	93.71
359883 LOWES COMPANIES INC	SUPPLIES	20.15
359926 VERIZON WIRELESS	DATA USAGE	38.01
360099 FASTENAL CO	SUPPLIES	83.10
360242 NEXTEL SPRINT	CELL PHONE	54.26
Public Buildings & Facilities		
359840 CDM SMITH INC	CONSULTING SERVICES	107,330.82
359954 CAROLLO ENGINEERS INC	CONSULTING SERVICES	11,943.30
360079 CON QUEST CONTRACTORS INC	PIPING PROJECT	26,014.65
360115 KIMLEY HORN AND ASSOCIATES INC	PROFESSIONAL SERVICES	3,179.84
360279 WEST YOST ASSOCIATES INC	CONSULTING SERVICES	3,080.00
360298 CAROLLO ENGINEERS INC	CONSULTING SERVICES	22,447.05
360299 CDM SMITH INC	CONSULTING SERVICES	17,803.07
360360 TJC AND ASSOCIATES INC	CONSULTING SERVICES	2,798.49
Warehouse & Central Stores		
359922 UNITED PARCEL SERVICE	WEEKLY PRINTER SERVICE FEE	2.00
360031 UNITED PARCEL SERVICE	WEEKLY PRINTER SERVICE FEE	26.60
360039 WESTAMERICA BANK	COPIER LEASE	151.33
360242 NEXTEL SPRINT	CELL PHONE	70.51
360362 UNITED PARCEL SERVICE	WEEKLY PRINTER SERVICE FEE	2.00
925836 CRYSTAL CLEAR LOGOS INC	UNIFORMS	206.34
621 Sewer Fund		
Sewer-Wastewater Supervision		
204291 CITY OF ANTIOCH	EXPENSE REIMBURSEMENT	5.00
359926 VERIZON WIRELESS	DATA USAGE	114.03
360017 RT LAWRENCE CORP	LOCKBOX PROCESSING	562.94
360039 WESTAMERICA BANK	COPIER LEASE	212.85
360133 PERS	PAYROLL DEDUCTIONS	59.28
360135 PERS	PAYROLL DEDUCTIONS	13.08
360137 PERS	PAYROLL DEDUCTIONS	25.87
Sewer-Wastewater Collection		
204291 CITY OF ANTIOCH	EXPENSE REIMBURSEMENT	11.00
204293 COSTCO	SUPPLIES	44.43
359832 ACE HARDWARE, ANTIOCH	SUPPLIES	62.75
359871 INFOSEND INC	POSTAGE COSTS TO MAIL BILLS	3,209.90
359883 LOWES COMPANIES INC	SUPPLIES	395.52
359926 VERIZON WIRELESS	DATA USAGE	228.06
359932 ACE HARDWARE, ANTIOCH	SUPPLIES	22.19
359983 EMPLOYEE	RENEWAL REIMBURSEMENT	70.00
360029 TRENCH PLATE RENTAL CO INC	SHORING REPAIR	107.10

Prepared by: Georgina Meek
 Finance Accounting

1C

CITY OF ANTIOCH
 CLAIMS BY FUND REPORT
 FOR THE PERIOD OF
 NOVEMBER 25 - DECEMBER 29, 2015
 FUND/CHECK#

360049 AMERICAN PLUMBING INC	PLUMBING SERVICES	155.00
360054 ANTIOCH BUILDING MATERIALS	ASPHALT	3,526.56
360077 COMCAST	CONNECTION SERVICE	333.00
360095 DU ALL SAFETY LLC	TRAINING	2,250.00
360106 EMPLOYEE	CWEA DUES REIMBURSEMENT	81.00
360110 INFOSEND INC	POSTAGE COSTS TO MAIL BILLS	2,440.94
360111 JACK DOHENY SUPPLIES INC	NOZZLE PARTS	162.42
360114 KEN KELLER SALES	SUPPLIES	716.10
360118 LIEBERT CASSIDY WHITMORE	PROFESSIONAL SERVICES	2,425.50
360135 PERS	PAYROLL DEDUCTIONS	16.32
360136 PERS	PAYROLL DEDUCTIONS	1.71
360137 PERS	PAYROLL DEDUCTIONS	35.10
360140 PERS	PAYROLL DEDUCTIONS	75.44
360141 PERS	PAYROLL DEDUCTIONS	52.27
360152 TYLER TECHNOLOGIES	MONTHLY INSITE FEES	340.00
360176 BANK OF AMERICA	FUEL CART	2,138.93
360209 DKF SOLUTIONS GROUP LLC	UPDATE	9,260.00
360212 DU ALL SAFETY LLC	TRAFFIC CONTROL TRAINING	948.39
360227 JACK DOHENY SUPPLIES INC	SUPPLIES	6,075.10
360242 NEXTEL SPRINT	CELL PHONE	315.34
360243 OFFICE MAX INC	OFFICE SUPPLIES	527.62
360292 EMPLOYEE	EXPENSE REIMBURSEMENT	365.96
360328 INFOSEND INC	POSTAGE COSTS TO MAIL BILLS	1,280.01
360338 EMPLOYEE	RENEWAL REIMBURSEMENT	70.00
360342 PERS	PAYROLL DEDUCTIONS	373.24
360350 ROBERTS AND BRUNE CO	PIPE & FITTINGS	8,790.85
360351 EMPLOYEE	EXPENSE REIMBURSEMENT	36.73
925794 3T EQUIPMENT COMPANY	INSTALLATION SERVICE	457.80
925803 GRAINGER INC	SUPPLIES	1,029.71
925810 SCOTTO, CHARLES W AND DONNA F	PROPERTY RENT	4,670.06
925814 SUNGARD PUBLIC SECTOR INC	PROGRAM CHANGES	500.00
925815 TELFER OIL COMPANY	SUPPLIES	412.48
925817 A AND B CREATIVE TROPHIES	NAME PLATES	141.70
925839 GRAINGER INC	SUPPLIES	292.99
631 Marina Fund		
Non Departmental		
360093 DOLBIN, SERGEI	BERTH DEPOSIT REFUND	184.00
360098 ELSON, ROBERT	BERTH DEPOSIT REFUND	184.00
360105 HINDS, RICK	BERTH DEPOSIT REFUND	261.00
Marina Administration		
204283 UNITED STATES POSTAL SERVICE	POSTAGE	19.60
359902 REAL PROTECTION INC	QTRLY MONITORING	65.62
359965 DELTA DIVER	SAILBOAT REFLOATING	2,200.00
359981 HONEYWELL INTERNATIONAL INC	HVAC REPAIR SERVICES	671.21
360010 EMPLOYEE	EXPENSE REIMBURSEMENT	156.95
360014 RECREATION PUBLICATIONS	ADVERTISEMENT	1,340.00

Prepared by: Georgina Meek
 Finance Accounting

1C

CITY OF ANTIOCH
 CLAIMS BY FUND REPORT
 FOR THE PERIOD OF
 NOVEMBER 25 - DECEMBER 29, 2015
 FUND/CHECK#

360039 WESTAMERICA BANK	COPIER LEASE	51.42
360242 NEXTEL SPRINT	CELL PHONE	57.57
360248 PACIFIC GAS AND ELECTRIC CO	ELECTRIC	3,142.50
925706 ICR ELECTRICAL CONTRACTORS	ELECTRICAL SERVICES	422.28
Marina Maintenance		
359883 LOWES COMPANIES INC	SUPPLIES	376.99
925842 LEES BUILDING MAINTENANCE	JANITORIAL SERVICES	1,247.40
Major Projects		
359924 VALENTINE CORPORATION	MARINA BOAT LAUNCH PROJECT	8,468.45
641 Prewett Water Park Fund		
Non Departmental		
359982 HUB INTERNATIONAL OF CA INSURANCE	INSURANCE PREMIUM	377.94
Recreation Water Park		
204358 PRAXAIR DISTRIBUTION INC	OXYGEN	70.55
204359 NEOPOST	POSTAGE METER RENTAL	32.54
204360 COMCAST	DMX SERVICE	53.51
359883 LOWES COMPANIES INC	SUPPLIES	802.50
359902 REAL PROTECTION INC	QTRLY MONITORING	601.87
359959 COMCAST	AWP SERVICE	102.27
359981 HONEYWELL INTERNATIONAL INC	HVAC SERVICES	2,389.00
360006 PACHECO BROTHERS GARDENING INC	LANDSCAPE SERVICES	2,545.25
360039 WESTAMERICA BANK	COPIER LEASE	250.02
360063 BAY BUILDING MAINTENANCE INC	JANITORIAL SERVICES	1,500.00
360075 COLE SUPPLY CO INC	SUPPLIES	122.97
360078 COMMERCIAL POOL SYSTEMS INC	SYSTEM REPAIR	1,001.06
360113 KELLY MOORE PAINT CO	SUPPLIES	189.18
360119 LINCOLN EQUIPMENT INC	SUPPLIES	268.14
360124 MUIR DIABLO OCCUPATIONAL MEDICINE	PROGRAM EXAM	115.00
360142 REAL PROTECTION INC	ALARM REPAIR	300.00
360192 COMMERCIAL POOL SYSTEMS INC	POOL CHEMICALS	28.34
360246 PACHECO BROTHERS GARDENING INC	LANDSCAPE SERVICES	2,545.25
360248 PACIFIC GAS AND ELECTRIC CO	GAS	14,474.59
360257 PRECISION LEAK DETECTION INC	REPAIR SERVICES	7,109.51
360302 COLE SUPPLY CO INC	SUPPLIES	348.20
360326 HUANG, TIM	EVENT CANCELLATION REFUND	194.00
925803 GRAINGER INC	SUPPLIES	277.52
925805 ICR ELECTRICAL CONTRACTORS	ELECTRICAL SERVICES	590.77
925821 GRAINGER INC	SUPPLIES	766.40
925839 GRAINGER INC	RESPIRATOR & FILTERS	357.52
721 Employee Benefits Fund		
Non Departmental		
359852 DELTA DENTAL	PAYROLL DEDUCTIONS	32,657.50
359933 AFLAC	PAYROLL DEDUCTIONS	7,386.15
359952 BLUE SHIELD OF CALIFORNIA	PAYROLL DEDUCTIONS	2,518.84
359961 CONTRA COSTA COUNTY	PAYROLL DEDUCTIONS	400.00
359963 CONTRA COSTA COUNTY	PAYROLL DEDUCTIONS	499.50

Prepared by: Georgina Meek
 Finance Accounting

1/7/2016

1C

CITY OF ANTIOCH
 CLAIMS BY FUND REPORT
 FOR THE PERIOD OF
 NOVEMBER 25 - DECEMBER 29, 2015
 FUND/CHECK#

359985 INTERNAL REVENUE SERVICE	PAYROLL DEDUCTIONS	60.00
359996 EMPLOYEE	AFLAC REFUND	471.90
360005 OPERATING ENGINEERS TRUST FUND	PAYROLL DEDUCTIONS	10,066.99
360009 PARS	PAYROLL DEDUCTIONS	2,738.95
360023 STATE OF CALIFORNIA	PAYROLL DEDUCTIONS	640.79
360030 RECIPIENT	PAYROLL DEDUCTIONS	112.15
360042 PERS	PAYROLL DEDUCTIONS	317,212.63
360133 PERS	PAYROLL DEDUCTIONS	304,240.77
360134 PERS	PAYROLL DEDUCTIONS	293,539.52
360135 PERS	PAYROLL DEDUCTIONS	295,469.05
360136 PERS	PAYROLL DEDUCTIONS	317,206.10
360137 PERS	PAYROLL DEDUCTIONS	297,673.87
360139 PERS	PAYROLL DEDUCTIONS	302,102.14
360140 PERS	PAYROLL DEDUCTIONS	300,610.35
360141 PERS	PAYROLL DEDUCTIONS	318,164.97
360159 PERS	PAYROLL DEDUCTIONS	295,786.14
360185 CALFIT OAKLEY	PAYROLL DEDUCTIONS	20.00
360197 CONTRA COSTA COUNTY	PAYROLL DEDUCTIONS	400.00
360205 DELTA PARK ATHLETIC CLUB	PAYROLL DEDUCTIONS	37.00
360206 DELTA VALLEY ATHLETIC CLUB	PAYROLL DEDUCTIONS	54.00
360207 DIAMOND HILLS SPORT CLUB	PAYROLL DEDUCTIONS	59.00
360219 FITNESS EVOLUTION	PAYROLL DEDUCTIONS	19.99
360224 IN SHAPE HEALTH CLUBS	PAYROLL DEDUCTIONS	642.00
360226 INTERNAL REVENUE SERVICE	PAYROLL DEDUCTIONS	60.00
360233 LINA	PAYROLL DEDUCTIONS	5,339.69
360240 MUNICIPAL POOLING AUTHORITY	PAYROLL DEDUCTIONS	2,960.38
360244 OPERATING ENGINEERS LOCAL NO 3	PAYROLL DEDUCTIONS	2,682.00
360245 OPERATING ENGINEERS TRUST FUND	PAYROLL DEDUCTIONS	10,667.03
360251 PARS	PAYROLL DEDUCTIONS	3,124.76
360258 PUBLIC EMPLOYEES UNION LOCAL 1	PAYROLL DEDUCTIONS	2,564.87
360267 STANDARD LIFE INSURANCE	PAYROLL DEDUCTIONS	877.00
360268 STATE OF CALIFORNIA	PAYROLL DEDUCTIONS	298.21
360273 RECIPIENT	PAYROLL DEDUCTIONS	112.15
360342 PERS	PAYROLL DEDUCTIONS	322,587.79
925809 NATIONWIDE RETIREMENT SOLUTIONS	PAYROLL DEDUCTIONS	27,887.19
925816 VANTAGEPOINT TRANSFER AGENTS	PAYROLL DEDUCTIONS	2,730.35
925832 ANTIOCH PD SWORN MGMT ASSOC	PAYROLL DEDUCTIONS	535.50
925833 ANTIOCH POLICE OFFICERS ASSOCIATION	PAYROLL DEDUCTIONS	12,959.79
925843 NATIONWIDE RETIREMENT SOLUTIONS	PAYROLL DEDUCTIONS	54,089.38
925846 VANTAGEPOINT TRANSFER AGENTS	PAYROLL DEDUCTIONS	5,937.57

752 Storm Drain Deposits Fund

Non Departmental

360195 CONTRA COSTA COUNTY	DRAINAGE FEES	147,967.88
----------------------------	---------------	------------

760 ECWMA Fund

Non Departmental

360091 DELTA DIABLO	NOV MEETING EXPENSE	642.23
---------------------	---------------------	--------

Prepared by: Georgina Meek
 Finance Accounting

1/7/2016

1C



STAFF REPORT TO THE CITY COUNCIL

DATE: Regular Meeting of January 12, 2016

TO: Honorable Mayor and Members of the City Council

SUBMITTED BY: William R. Galstan, Interim Asst. City Attorney *William R. Galstan*

SUBJECT: **Rejection of Claims: Valerie B. Kronlein, Maria Ahmed & Yassar Ahmed**

RECOMMENDED ACTION

It is recommended that the City Council reject the following claims:

1. Maria Ahmed – Claim was received on October 5, 2015.
2. Yassar Ahmed – Claim was received on October 5, 2015.
3. Valerie B. Kronlein – Claim was received on November 23, 2015.

Should the City Council desire to discuss this matter, it would be scheduled for a future closed session.



STAFF REPORT TO THE CITY COUNCIL
FOR CONSIDERATION AT THE COUNCIL MEETING OF January 12, 2016

SUBMITTED BY: Donna Conley, City Treasurer *DC*
DATE January 6, 2016
SUBJECT: Treasurer's Report – NOVEMBER 2015

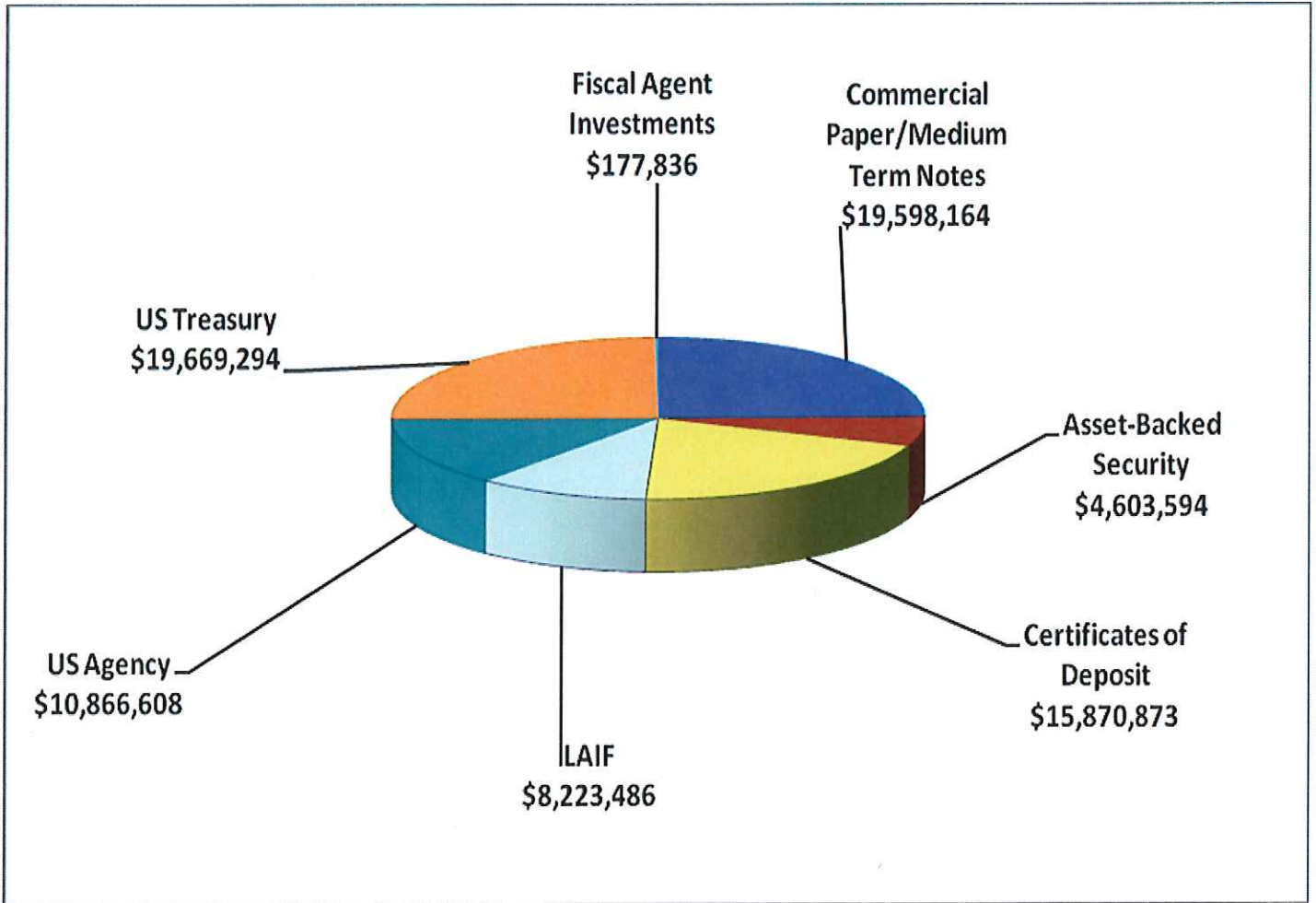
RECOMMENDATION: Review and file.

E

1-12-2016

CITY OF ANTIOCH
SUMMARY REPORT ON THE CITY'S INVESTMENTS


NOVEMBER 30, 2015



Total of City and Fiscal Agent Investments = \$79,009,855

All City investments are shown above and conform to the City Investment Policy. All investment transactions during this period are included in this report. As Treasurer of the City of Antioch and Finance Director of the City of Antioch, we hereby certify that sufficient investment liquidity and anticipated revenue are available to meet the next six (6) months' estimated expenditures.


Donna Conley
Treasurer


Dawn Merchant
Finance Director

**Summary of Fiscal Agent Balances by
Debt Issue**

	<u>Amount</u>
Antioch Public Financing Authority 2015 Bonds	31,750
Antioch Development Agency 2000 Tax Allocation Bonds	6
Antioch Development Agency 2009 Tax Allocation Bonds	146,081
	<u><u>\$177,836</u></u>



Managed Account Issuer Summary

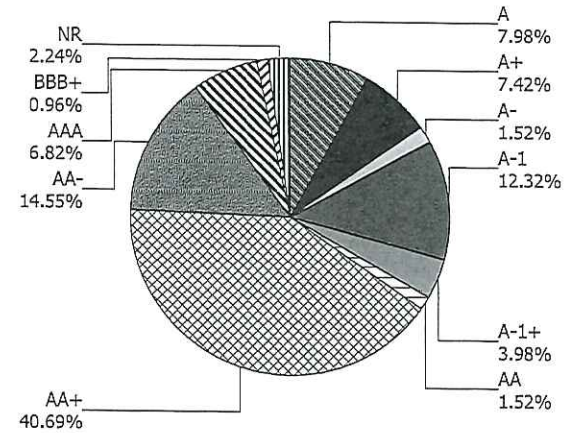
For the Month Ending November 30, 2015

CITY OF ANTIOCH, CA - 04380500

Issuer Summary

Issuer	Market Value of Holdings	Percent
AMERICAN EXPRESS CO	1,069,494.92	1.52
AMERICAN HONDA FINANCE	1,334,742.41	1.90
APPLE INC	1,002,380.00	1.43
BANK OF AMERICA CORP	699,108.20	0.99
BANK OF AMERICA CREDIT CARD TRUST	493,727.06	0.70
BANK OF MONTREAL	1,400,767.20	1.99
BANK OF NEW YORK CO INC	1,398,615.40	1.99
BANK OF NOVA SCOTIA	1,401,351.00	1.99
BERKSHIRE HATHAWAY INC	931,928.82	1.33
CA EARTHQUAKE AUTH TXBL REV BOND	376,420.50	0.54
CANADIAN IMPERIAL BANK OF COMMERCE	1,395,359.00	1.98
CATERPILLAR INC	769,484.10	1.09
CISCO SYSTEMS INC	1,212,331.22	1.72
CITIBANK CREDIT CARD ISSUANCE TRUST	524,963.57	0.75
CONOCOPHILLIPS	238,638.72	0.34
DEERE & COMPANY	1,063,502.61	1.51
EXXON MOBIL CORP	1,400,978.60	1.99
FANNIE MAE	3,521,501.15	5.01
FEDERAL HOME LOAN BANKS	2,273,454.36	3.23
FORD CREDIT AUTO OWNER TRUST	1,044,434.66	1.49
FREDDIE MAC	2,178,821.48	3.10
GLAXOSMITHKLINE PLC	577,169.25	0.82
GOLDMAN SACHS GROUP INC	1,375,165.00	1.96
HONDA AUTO RECEIVABLES	747,663.21	1.06
HSBC HOLDINGS PLC	1,962,186.09	2.79
IBM CORP	1,740,669.00	2.48
JP MORGAN CHASE & CO	1,000,326.00	1.42
MCDONALD'S CORPORATION	673,475.00	0.96
NISSAN AUTO RECEIVABLES	851,341.18	1.21
NORDEA BANK AB	1,394,806.00	1.98
ORANGE COUNTY, CA	876,242.50	1.25
PEPSICO, INC	1,274,819.30	1.81

Credit Quality (S&P Ratings)





Managed Account Issuer Summary

For the Month Ending **November 30, 2015**

CITY OF ANTIOCH, CA - 04380500

Issuer	Market Value of Holdings	Percent
RABOBANK NEDERLAND	1,694,815.00	2.41
SKANDINAVISKA ENSKIDA BANKEN AB	1,397,018.00	1.99
STATE OF CALIFORNIA	1,502,969.50	2.14
SVENSKA HANDELSBANKEN	1,399,539.40	1.99
TEXAS INSTRUMENTS INCORPORATED	877,827.47	1.25
TORONTO-DOMINION BANK	1,399,944.00	1.99
TOYOTA AUTO RECEIVABLES	931,708.54	1.33
TOYOTA MOTOR CORP	725,489.38	1.03
UNITED STATES TREASURY	19,626,709.81	27.93
UNIVERSITY OF CALIFORNIA	135,295.65	0.19
US BANCORP	1,375,606.38	1.96
WELLS FARGO & COMPANY	1,028,218.50	1.46
Total	\$70,301,009.14	100.00%



Managed Account Detail of Securities Held

For the Month Ending **November 30, 2015**

CITY OF ANTIOCH, CA - 04380500

Security Type/Description Dated Date/Coupon/Maturity	CUSIP	Par	S&P Rating	Moody's Rating	Trade Date	Settle Date	Original Cost	YTM at Cost	Accrued Interest	Amortized Cost	Market Value
U.S. Treasury Bond / Note											
US TREASURY NOTES DTD 11/30/2011 0.875% 11/30/2016	912828RU6	835,000.00	AA+	Aaa	11/27/13	12/03/13	842,175.78	0.58	19.96	837,405.93	836,239.14
US TREASURY NOTES DTD 01/03/2012 0.875% 12/31/2016	912828RX0	1,650,000.00	AA+	Aaa	12/05/14	12/09/14	1,656,187.50	0.69	6,041.78	1,653,260.15	1,651,998.15
US TREASURY NOTES DTD 05/31/2012 0.625% 05/31/2017	912828SY7	1,120,000.00	AA+	Aaa	06/02/14	06/03/14	1,113,787.50	0.81	19.13	1,116,872.13	1,116,237.92
US TREASURY NOTES DTD 07/02/2012 0.750% 06/30/2017	912828TB6	1,775,000.00	AA+	Aaa	10/30/14	11/03/14	1,773,197.27	0.79	5,570.99	1,773,924.44	1,772,156.45
US TREASURY NOTES DTD 07/31/2012 0.500% 07/31/2017	912828TG5	635,000.00	AA+	Aaa	02/06/15	02/10/15	629,691.80	0.84	1,061.21	631,412.11	631,229.37
US TREASURY NOTES DTD 07/31/2012 0.500% 07/31/2017	912828TG5	2,210,000.00	AA+	Aaa	02/02/15	02/04/15	2,203,007.42	0.63	3,693.34	2,205,308.68	2,196,877.02
US TREASURY NOTES DTD 04/01/2013 0.750% 03/31/2018	912828UU2	1,325,000.00	AA+	Aaa	03/25/15	03/26/15	1,316,667.00	0.96	1,683.40	1,318,535.79	1,315,632.25
US TREASURY NOTES DTD 04/01/2013 0.750% 03/31/2018	912828UU2	1,325,000.00	AA+	Aaa	03/26/15	03/27/15	1,315,424.80	0.99	1,683.40	1,317,564.64	1,315,632.25
US TREASURY NOTES DTD 04/01/2013 0.750% 03/31/2018	912828UU2	2,250,000.00	AA+	Aaa	03/26/15	03/27/15	2,233,652.34	1.00	2,858.61	2,237,305.61	2,234,092.50
US TREASURY NOTES DTD 04/30/2013 0.625% 04/30/2018	912828UZ1	1,250,000.00	AA+	Aaa	04/28/15	04/30/15	1,239,941.41	0.90	665.35	1,241,882.76	1,236,278.75
US TREASURY NOTES DTD 07/31/2013 1.375% 07/31/2018	912828VO0	250,000.00	AA+	Aaa	07/01/15	07/01/15	252,080.08	1.10	1,148.95	251,803.11	251,494.25
US TREASURY NOTES DTD 07/31/2013 1.375% 07/31/2018	912828VO0	1,725,000.00	AA+	Aaa	07/01/15	07/06/15	1,738,880.86	1.11	7,927.73	1,737,085.57	1,735,310.33
US TREASURY NOTES DTD 09/30/2011 1.375% 09/30/2018	912828RH5	1,500,000.00	AA+	Aaa	10/08/15	10/09/15	1,519,218.75	0.94	3,493.85	1,518,294.59	1,507,675.50
US TREASURY NOTES DTD 12/02/2013 1.250% 11/30/2018	912828A34	1,825,000.00	AA+	Aaa	11/05/15	11/09/15	1,828,707.03	1.18	62.33	1,828,638.78	1,825,855.93





Managed Account Detail of Securities Held

For the Month Ending **November 30, 2015**

CITY OF ANTIOCH, CA - 04380500

Security Type/Description Dated Date/Coupon/Maturity	CUSIP	Par	S&P Rating	Moody's Rating	Trade Date	Settle Date	Original Cost	YTM at Cost	Accrued Interest	Amortized Cost	Market Value
Security Type Sub-Total		19,675,000.00					19,662,619.54	0.89	35,930.03	19,669,294.29	19,626,709.81
Municipal Bond / Note											
CA ST TXBL GO BONDS DTD 03/27/2013 1.050% 02/01/2016	13063BN73	550,000.00	AA-	Aa3	03/13/13	03/27/13	551,859.00	0.93	1,925.00	550,110.03	550,632.50
ORANGE CNTY, CA TXBL REV PO BONDS DTD 01/13/2015 0.780% 05/02/2016	68428LDJ0	875,000.00	AA-	NR	01/09/15	01/13/15	875,000.00	0.78	2,237.08	875,000.00	876,242.50
UNIV OF CAL TXBL REV BONDS DTD 10/02/2013 0.907% 05/15/2016	91412GSX4	135,000.00	AA	Aa2	09/26/13	10/02/13	135,000.00	0.91	54.42	135,000.00	135,295.65
CA EARTHQUAKE AUTH TXBL REV BONDS DTD 11/06/2014 1.194% 07/01/2016	13017HAC0	225,000.00	NR	A3	10/29/14	11/06/14	225,000.00	1.19	1,119.38	225,000.00	225,432.00
CA ST TAXABLE GO BONDS DTD 11/05/2013 1.250% 11/01/2016	13063CFD7	950,000.00	AA-	Aa3	10/22/13	11/05/13	954,455.50	1.09	989.58	951,381.50	952,337.00
CA EARTHQUAKE AUTH TXBL REV BONDS DTD 11/06/2014 1.824% 07/01/2017	13017HAD8	150,000.00	NR	A3	10/29/14	11/06/14	150,000.00	1.82	1,140.00	150,000.00	150,988.50
Security Type Sub-Total		2,885,000.00					2,891,314.50	1.00	7,465.46	2,886,491.53	2,890,928.15
Federal Agency Collateralized Mortgage Obligation											
FNMA SERIES 2015-M1 ASQ2 DTD 01/15/2015 1.626% 02/01/2018	3136AMKW8	380,000.00	AA+	Aaa	01/15/15	01/30/15	383,797.15	1.26	514.90	382,570.31	382,404.18
FNMA SERIES 2015-M7 ASQ2 DTD 04/01/2015 1.550% 04/01/2018	3136ANJY4	325,000.00	AA+	Aaa	04/15/15	04/30/15	328,248.83	0.83	419.79	327,495.02	326,117.29
FNMA SERIES 2015-M3 FA DTD 02/01/2015 0.447% 06/01/2018	3136AMMC0	240,840.98	AA+	Aaa	02/12/15	02/27/15	240,778.05	0.39	89.96	240,805.69	240,751.82
FNMA SERIES 2015-M15 ASQ2 DTD 11/01/2015 1.899% 01/01/2019	3136AOSW1	295,000.00	AA+	Aaa	11/06/15	11/30/15	297,949.97	1.20	466.86	297,947.34	298,093.31
FANNIE MAE SERIES 2015-M13 ASQ2 DTD 10/01/2015 1.646% 09/01/2019	3136AODO0	640,000.00	AA+	Aaa	10/07/15	10/30/15	646,408.90	1.08	877.87	646,246.84	641,740.80
Security Type Sub-Total		1,880,840.98					1,897,182.90	1.00	2,369.38	1,895,065.20	1,889,107.40



Managed Account Detail of Securities Held

For the Month Ending **November 30, 2015**

CITY OF ANTIOCH, CA - 04380500

Security Type/Description Dated Date/Coupon/Maturity	CUSIP	Par	S&P Rating	Moody's Rating	Trade Date	Settle Date	Original Cost	YTM at Cost	Accrued Interest	Amortized Cost	Market Value
Federal Agency Bond / Note											
FNMA NOTES DTD 08/19/2011 1.250% 09/28/2016	3135G0CM3	655,000.00	AA+	Aaa	10/01/13	10/03/13	664,674.35	0.75	1,432.81	657,693.81	657,980.25
FHLB NOTES DTD 08/07/2014 0.500% 09/28/2016	3130A2T97	860,000.00	AA+	Aaa	08/06/14	08/07/14	858,065.00	0.61	752.50	859,251.54	858,411.58
FNMA NOTES DTD 08/19/2011 1.250% 09/28/2016	3135G0CM3	970,000.00	AA+	Aaa	10/01/13	10/03/13	984,555.92	0.74	2,121.88	974,052.75	974,413.50
FHLB GLOBAL NOTES DTD 05/15/2015 0.625% 05/30/2017	3130A5EP0	1,420,000.00	AA+	Aaa	05/14/15	05/15/15	1,418,821.40	0.67	24.65	1,419,133.71	1,415,042.78
FREDDIE MAC GLOBAL NOTES DTD 06/25/2012 1.000% 07/28/2017	3137EADJ5	2,175,000.00	AA+	Aaa	08/12/14	08/14/14	2,174,854.27	1.00	7,431.25	2,174,918.96	2,178,821.48
Security Type Sub-Total		6,080,000.00					6,100,970.94	0.80	11,763.09	6,085,050.77	6,084,669.59
Corporate Note											
WELLS FARGO & COMPANY DTD 07/29/2013 1.250% 07/20/2016	94974BFL9	1,025,000.00	A+	A2	07/22/13	07/29/13	1,024,016.00	1.28	4,662.33	1,024,786.34	1,028,218.50
BERKSHIRE HATHAWAY FIN GLOBAL NOTES DTD 08/15/2013 0.950% 08/15/2016	084664BX8	930,000.00	AA	Aa2	08/06/13	08/15/13	929,507.10	0.97	2,601.42	929,882.84	931,928.82
AMERICAN HONDA FINANCE GLOBAL NOTES DTD 10/10/2013 1.125% 10/07/2016	02665WAB7	585,000.00	A+	A1	10/03/13	10/10/13	582,964.20	1.24	987.19	584,414.06	586,399.91
JPMORGAN CHASE & CO DTD 02/18/2014 1.350% 02/15/2017	46623EJY6	1,000,000.00	A	A3	02/12/14	02/18/14	999,500.00	1.37	3,975.00	999,795.98	1,000,326.00
APPLE INC CORP NOTE DTD 05/06/2014 1.050% 05/05/2017	037833AM2	1,000,000.00	AA+	Aa1	04/29/14	05/06/14	999,470.00	1.07	729.17	999,745.48	1,002,380.00
JOHN DEERE CAPITAL CORP NOTES DTD 06/12/2014 1.125% 06/12/2017	24422ESN0	1,065,000.00	A	A2	06/09/14	06/12/14	1,064,499.45	1.14	5,624.53	1,064,742.50	1,063,502.61
HSBC USA INC DTD 06/23/2014 1.300% 06/23/2017	40434CAA3	565,000.00	A	A2	06/16/14	06/23/14	564,141.20	1.35	3,223.64	564,548.82	563,523.09
PEPSICO, INC DTD 07/17/2015 1.125% 07/17/2017	713448CW6	1,000,000.00	A	A1	07/14/15	07/17/15	999,680.00	1.14	4,187.50	999,739.05	1,000,652.00



Managed Account Detail of Securities Held

For the Month Ending **November 30, 2015**

CITY OF ANTIOCH, CA - 04380500

Security Type/Description Dated Date/Coupon/Maturity	CUSIP	Par	S&P Rating	Moody's Rating	Trade Date	Settle Date	Original Cost	YTM at Cost	Accrued Interest	Amortized Cost	Market Value
Corporate Note											
CATERPILLAR FINANCIAL SE DTD 08/20/2014 1.250% 08/18/2017	14912L6D8	770,000.00	A	A2	08/13/14	08/20/14	769,615.00	1.27	2,753.82	769,777.82	769,484.10
AMERICAN EXPRESS CREDIT CORP NOTES DTD 09/23/2014 1.550% 09/22/2017	0258M0DR7	370,000.00	A-	A2	09/18/14	09/23/14	369,504.20	1.60	1,099.21	369,698.08	370,498.02
IBM CORP NOTES DTD 02/06/2015 1.125% 02/06/2018	459200HZ7	1,750,000.00	AA-	Aa3	02/03/15	02/06/15	1,744,662.50	1.23	6,289.06	1,746,101.63	1,740,669.00
MCDONALDS CORP NOTES DTD 02/29/2008 5.350% 03/01/2018	58013MEE0	625,000.00	BBB+	Baa1	04/01/15	04/07/15	697,331.25	1.27	8,359.38	681,346.38	673,475.00
EXXON MOBIL CORP NOTES DTD 03/06/2015 1.305% 03/06/2018	30231GAL6	1,400,000.00	AAA	Aaa	03/04/15	03/06/15	1,400,000.00	1.31	4,313.75	1,400,000.00	1,400,978.60
AMERICAN HONDA FINANCE CORP NOTES DTD 03/13/2015 1.500% 03/13/2018	02665WAT8	750,000.00	A+	A1	03/10/15	03/13/15	748,995.00	1.55	2,437.50	749,231.03	748,342.50
PEPSICO, INC CORP NOTES DTD 04/30/2015 1.250% 04/30/2018	713448CR7	275,000.00	A	A1	04/27/15	04/30/15	274,967.00	1.25	296.01	274,973.36	274,167.30
TEXAS INSTRUMENTS CORP NOTE DTD 05/08/2013 1.000% 05/01/2018	882508AV6	890,000.00	A+	A1	04/02/15	04/08/15	885,202.90	1.18	741.67	886,203.37	877,827.47
CONOCOPHILLIPS COMPANY CORP NOTE DTD 05/18/2015 1.500% 05/15/2018	20826FAL0	240,000.00	A	A2	05/13/15	05/18/15	239,971.20	1.50	160.00	239,976.18	238,638.72
GLAXOSMITHKLINE CAP INC NOTES DTD 05/13/2008 5.650% 05/15/2018	377372AD9	525,000.00	A+	A2	04/01/15	04/07/15	594,368.25	1.30	1,318.33	580,081.96	577,169.25
BANK OF NEW YORK MELLON CORP (CALLABLE) DTD 05/29/2015 1.600% 05/22/2018	06406HDB2	1,400,000.00	A+	A1	05/22/15	05/29/15	1,399,874.00	1.60	560.00	1,399,893.57	1,398,615.40
BANK OF AMERICA BANK NOTES DTD 06/05/2015 1.750% 06/05/2018	06050TMC3	700,000.00	A	A1	10/06/15	10/09/15	701,442.00	1.67	5,988.89	701,369.96	699,108.20
CISCO SYSTEMS INC CORP NOTE DTD 06/17/2015 1.650% 06/15/2018	17275RAU6	1,205,000.00	AA-	A1	06/10/15	06/17/15	1,204,795.15	1.66	9,057.58	1,204,825.34	1,212,331.22
TOYOTA MOTOR CREDIT CORP DTD 07/13/2015 1.550% 07/13/2018	89236TCP8	725,000.00	AA-	Aa3	07/08/15	07/13/15	724,383.75	1.58	4,307.71	724,460.96	725,489.38





Managed Account Detail of Securities Held

For the Month Ending **November 30, 2015**

CITY OF ANTIOCH, CA - 04380500

Security Type/Description Dated Date/Coupon/Maturity	CUSIP	Par	S&P Rating	Moody's Rating	Trade Date	Settle Date	Original Cost	YTM at Cost	Accrued Interest	Amortized Cost	Market Value
Corporate Note											
AMERICAN EXPRESS CRD CRP NT (CALLABLE) DTD 07/31/2015 1.800% 07/31/2018	0258M0DV8	700,000.00	A-	A2	10/05/15	10/08/15	702,709.00	1.66	4,235.00	702,569.68	698,996.90
Security Type Sub-Total		19,495,000.00					19,621,599.15	1.34	77,908.69	19,598,164.39	19,582,721.99
Certificate of Deposit											
GOLDMAN SACHS BANK USA CD DTD 08/19/2014 0.900% 08/12/2016	38147J2L5	1,375,000.00	A-1	P-1	08/14/14	08/19/14	1,375,000.00	0.90	3,526.03	1,375,000.00	1,375,165.00
CANADIAN IMPERIAL BANK NY YCD DTD 04/10/2015 1.010% 04/06/2017	13606JYY9	1,400,000.00	A-1	P-1	04/06/15	04/10/15	1,400,000.00	1.01	2,160.28	1,400,000.00	1,395,359.00
RABOBANK NEDERLAND NV CERT DEPOS DTD 04/27/2015 1.070% 04/21/2017	21684BXH2	1,700,000.00	A-1	P-1	04/22/15	04/27/15	1,700,000.00	1.07	2,021.11	1,700,000.00	1,694,815.00
BMO HARRIS BANK NA CD DTD 10/23/2015 1.000% 04/24/2017	05574BFW5	1,400,000.00	A-1	Aa3	10/22/15	10/23/15	1,400,000.00	1.01	1,516.67	1,400,000.00	1,400,767.20
NORDEA BANK FINLAND NY CD DTD 05/29/2015 1.150% 05/26/2017	65558LFA5	1,400,000.00	AA-	Aa3	05/27/15	05/29/15	1,400,000.00	1.15	223.61	1,400,000.00	1,394,806.00
TORONTO DOMINION BANK NY YCD DTD 06/19/2015 1.240% 06/16/2017	89113ESN7	1,400,000.00	AA-	Aa1	06/16/15	06/19/15	1,400,000.00	1.25	7,908.44	1,400,000.00	1,399,944.00
SVENSKA HANDELSBANKEN NY FLT CERT DEPOS DTD 11/24/2015 0.832% 08/24/2017	86958DH54	1,400,000.00	A-1+	P-1	11/20/15	11/24/15	1,400,000.00	0.84	226.52	1,400,000.00	1,399,539.40
US BANK NA CINCINNATI (CALLABLE) CD DTD 09/11/2014 1.375% 09/11/2017	90333VPF1	1,375,000.00	AA-	A1	09/09/14	09/11/14	1,372,786.25	1.41	4,201.39	1,373,687.10	1,375,606.38
BANK OF NOVA SCOTIA HOUSTON YCD DTD 11/09/2015 1.560% 11/06/2017	06417GAS7	1,400,000.00	A-1	P-1	11/06/15	11/09/15	1,400,000.00	1.55	1,334.67	1,400,000.00	1,401,351.00
SKANDINAVISKA ENSKILDA BANKEN NY CD DTD 11/17/2015 1.480% 11/16/2017	83050FBG5	1,400,000.00	A-1	P-1	11/16/15	11/17/15	1,400,000.00	1.48	805.78	1,400,000.00	1,397,018.00
HSBC BANK USA NA FLOATING CERT DEPOS DTD 11/18/2015 0.954% 11/17/2017	40428AR41	1,400,000.00	A-1+	P-1	11/17/15	11/18/15	1,400,000.00	0.97	482.35	1,400,000.00	1,398,663.00



Managed Account Detail of Securities Held

For the Month Ending **November 30, 2015**

CITY OF ANTIOCH, CA - 04380500

Security Type/Description Dated Date/Coupon/Maturity	CUSIP	Par	S&P Rating	Moody's Rating	Trade Date	Settle Date	Original Cost	YTM at Cost	Accrued Interest	Amortized Cost	Market Value
Certificate of Deposit											
Security Type Sub-Total		15,650,000.00					15,647,786.25	1.15	24,406.85	15,648,687.10	15,633,033.98
Asset-Backed Security / Collateralized Mortgage Obligation											
HONDA ABS 2015-1 A2 DTD 01/28/2015 0.700% 06/15/2017	43814KAB7	254,628.23	AAA	Aaa	01/21/15	01/28/15	254,614.94	0.70	79.22	254,620.29	254,585.10
TOYOTA ABS 2015-A A2 DTD 03/04/2015 0.710% 07/15/2017	89236WAB4	252,830.20	AAA	Aaa	02/24/15	03/04/15	252,827.80	0.71	79.78	252,828.67	252,772.81
FORD ABS 2014-C A2 DTD 11/25/2014 0.610% 08/15/2017	34530PAC6	336,365.25	AAA	NR	11/18/14	11/25/14	336,353.95	0.61	91.19	336,358.69	336,342.68
HONDA ABS 2015-2 A3 DTD 05/20/2015 1.040% 02/21/2019	43813NAC0	495,000.00	AAA	NR	05/13/15	05/20/15	494,924.02	1.05	143.00	494,936.69	493,078.11
CITIBANK ABS 2014-A2 A2 DTD 03/05/2014 1.020% 02/22/2019	17305EFN0	525,000.00	AAA	Aaa	03/17/15	03/20/15	524,282.23	1.08	1,472.63	524,384.18	524,963.57
TOYOTA ABS 2015-B A3 DTD 06/17/2015 1.270% 05/15/2019	89237CAD3	680,000.00	AAA	Aaa	06/10/15	06/17/15	679,963.21	1.27	383.82	679,968.26	678,935.73
NISSAN ABS 2015-A A3 DTD 04/14/2015 1.050% 10/15/2019	65477UAC4	515,000.00	NR	Aaa	04/07/15	04/14/15	514,891.75	1.06	240.33	514,908.82	512,690.84
FORD ABS 2015-B A3 DTD 05/26/2015 1.160% 11/15/2019	34530VAD1	350,000.00	NR	Aaa	05/19/15	05/26/15	349,967.63	1.16	180.44	349,971.69	348,695.48
FORD ABS 2015-C A3 DTD 09/22/2015 1.410% 02/15/2020	34530YAD5	360,000.00	AAA	Aaa	09/15/15	09/22/15	359,929.94	1.42	225.60	359,933.43	359,396.50
NISSAN ABS 2015-B A3 DTD 07/22/2015 1.340% 03/15/2020	65475WAD0	340,000.00	NR	Aaa	07/15/15	07/22/15	339,972.97	1.34	202.49	339,975.48	338,650.34
BANK OF AMER CREDIT CARD TR 2015-A2 DTD 04/29/2015 1.360% 09/15/2020	05522RCU0	495,000.00	AAA	Aaa	10/28/15	10/29/15	495,715.43	1.30	299.20	495,708.13	493,727.06
Security Type Sub-Total		4,603,823.68					4,603,443.87	1.10	3,397.70	4,603,594.33	4,593,838.22
Managed Account Sub-Total		70,269,664.66					70,424,917.15	1.09	163,241.20	70,386,347.61	70,301,009.14





Managed Account Detail of Securities Held

For the Month Ending **November 30, 2015**

CITY OF ANTIOCH, CA - 04380500

Securities Sub-Total	\$70,269,664.66	\$70,424,917.15	1.09%	\$163,241.20	\$70,386,347.61	\$70,301,009.14
Accrued Interest						\$163,241.20
Total Investments						\$70,464,250.34





Managed Account Security Transactions & Interest

For the Month Ending **November 30, 2015**

CITY OF ANTIOCH, CA - 04380500

Transaction Type	Trade	Settle	Security Description	CUSIP	Par	Principal Proceeds	Accrued Interest	Total	Realized G/L Cost	Realized G/L Amort Cost	Sale Method
BUY											
	11/05/15	11/09/15	US TREASURY NOTES DTD 12/02/2013 1.250% 11/30/2018	912828A34	1,825,000.00	(1,828,707.03)	(10,097.34)	(1,838,804.37)			
	11/06/15	11/09/15	BANK OF NOVA SCOTIA HOUSTON YCD DTD 11/09/2015 1.560% 11/06/2017	06417GAS7	1,400,000.00	(1,400,000.00)	0.00	(1,400,000.00)			
	11/06/15	11/30/15	FNMA SERIES 2015-M15 ASQ2 DTD 11/01/2015 1.899% 01/01/2019	3136AOSW1	295,000.00	(297,949.97)	(451.06)	(298,401.03)			
	11/16/15	11/17/15	SKANDINAVISKA ENSKILDA BANKEN NY CD DTD 11/17/2015 1.480% 11/16/2017	83050FBG5	1,400,000.00	(1,400,000.00)	0.00	(1,400,000.00)			
	11/17/15	11/18/15	HSBC BANK USA NA FLOATING CERT DEPOS DTD 11/18/2015 0.954% 11/17/2017	40428AR41	1,400,000.00	(1,400,000.00)	0.00	(1,400,000.00)			
	11/20/15	11/24/15	SVENSKA HANDELSBANKEN NY FLT CERT DEPOS DTD 11/24/2015 0.832% 08/24/2017	86958DH54	1,400,000.00	(1,400,000.00)	0.00	(1,400,000.00)			
Transaction Type Sub-Total					7,720,000.00	(7,726,657.00)	(10,548.40)	(7,737,205.40)			

INTEREST											
	11/01/15	11/01/15	TEXAS INSTRUMENTS CORP NOTE DTD 05/08/2013 1.000% 05/01/2018	882508AV6	890,000.00	0.00	4,450.00	4,450.00			
	11/01/15	11/01/15	CA ST TAXABLE GO BONDS DTD 11/05/2013 1.250% 11/01/2016	13063CFD7	950,000.00	0.00	5,937.50	5,937.50			
	11/01/15	11/25/15	FNMA SERIES 2015-M3 FA DTD 02/01/2015 0.447% 06/01/2018	3136AMMC0	241,105.22	0.00	85.23	85.23			
	11/01/15	11/25/15	FNMA SERIES 2015-M7 ASQ2 DTD 04/01/2015 1.550% 04/01/2018	3136ANJY4	325,000.00	0.00	419.79	419.79			
	11/01/15	11/25/15	FNMA SERIES 2015-M1 ASQ2 DTD 01/15/2015 1.626% 02/01/2018	3136AMKW8	380,000.00	0.00	514.90	514.90			
	11/01/15	11/25/15	FANNIE MAE SERIES 2015-M13 ASQ2 DTD 10/01/2015 1.646% 09/01/2019	3136AODQ0	640,000.00	0.00	877.87	877.87			
	11/06/15	11/06/15	APPLE INC CORP NOTE DTD 05/06/2014 1.050% 05/05/2017	037833AM2	1,000,000.00	0.00	5,250.00	5,250.00			



Managed Account Security Transactions & Interest

For the Month Ending **November 30, 2015**

CITY OF ANTIOCH, CA - 04380500

Transaction Type	Trade	Settle	Security Description	CUSIP	Par	Principal Proceeds	Accrued Interest	Total	Realized G/L Cost	Realized G/L Amort Cost	Sale Method
INTEREST											
	11/15/15	11/15/15	BANK OF AMER CREDIT CARD TR 2015-A2 DTD 04/29/2015 1.360% 09/15/2020	05522RCU0	495,000.00	0.00	561.00	561.00			
	11/15/15	11/15/15	TOYOTA ABS 2015-B A3 DTD 06/17/2015 1.270% 05/15/2019	89237CAD3	680,000.00	0.00	719.67	719.67			
	11/15/15	11/15/15	CONOCOPHILLIPS COMPANY CORP NOTE DTD 05/18/2015 1.500% 05/15/2018	20826FALO	240,000.00	0.00	1,770.00	1,770.00			
	11/15/15	11/15/15	NISSAN ABS 2015-A A3 DTD 04/14/2015 1.050% 10/15/2019	65477UAC4	515,000.00	0.00	450.63	450.63			
	11/15/15	11/15/15	FORD ABS 2015-C A3 DTD 09/22/2015 1.410% 02/15/2020	34530YAD5	360,000.00	0.00	423.00	423.00			
	11/15/15	11/15/15	TOYOTA ABS 2015-A A2 DTD 03/04/2015 0.710% 07/15/2017	89236WAB4	275,000.00	0.00	162.71	162.71			
	11/15/15	11/15/15	HONDA ABS 2015-1 A2 DTD 01/28/2015 0.700% 06/15/2017	43814KAB7	284,184.11	0.00	165.77	165.77			
	11/15/15	11/15/15	FORD ABS 2015-B A3 DTD 05/26/2015 1.160% 11/15/2019	34530VAD1	350,000.00	0.00	338.33	338.33			
	11/15/15	11/15/15	NISSAN ABS 2015-B A3 DTD 07/22/2015 1.340% 03/15/2020	65475WAD0	340,000.00	0.00	379.67	379.67			
	11/15/15	11/15/15	FORD ABS 2014-C A2 DTD 11/25/2014 0.610% 08/15/2017	34530PAC6	393,043.70	0.00	199.80	199.80			
	11/15/15	11/15/15	UNIV OF CAL TXBL REV BONDS DTD 10/02/2013 0.907% 05/15/2016	91412GSX4	135,000.00	0.00	612.23	612.23			
	11/15/15	11/15/15	GLAXOSMITHKLINE CAP INC NOTES DTD 05/13/2008 5.650% 05/15/2018	377372AD9	525,000.00	0.00	14,831.25	14,831.25			
	11/21/15	11/21/15	HONDA ABS 2015-2 A3 DTD 05/20/2015 1.040% 02/21/2019	43813NAC0	495,000.00	0.00	429.00	429.00			
	11/22/15	11/22/15	BANK OF NEW YORK MELLON CORP (CALLABLE) DTD 05/29/2015 1.600% 05/22/2018	06406HDB2	1,400,000.00	0.00	10,764.44	10,764.44			
	11/26/15	11/26/15	NORDEA BANK FINLAND NY CD DTD 05/29/2015 1.150% 05/26/2017	65558LFA5	1,400,000.00	0.00	8,094.72	8,094.72			





Managed Account Security Transactions & Interest

For the Month Ending **November 30, 2015**

CITY OF ANTIOCH, CA - 04380500

Transaction Type	Trade	Settle	Security Description	CUSIP	Par	Principal Proceeds	Accrued Interest	Total	Realized G/L Cost	Realized G/L Amort Cost	Sale Method
INTEREST											
11/30/15	11/30/15		US TREASURY NOTES DTD 11/30/2011 0.875% 11/30/2016	912828RU6	1,085,000.00	0.00	4,746.88	4,746.88			
11/30/15	11/30/15		US TREASURY NOTES DTD 05/31/2012 0.625% 05/31/2017	912828SY7	1,120,000.00	0.00	3,500.00	3,500.00			
11/30/15	11/30/15		FHLB GLOBAL NOTES DTD 05/15/2015 0.625% 05/30/2017	3130A5EP0	1,420,000.00	0.00	4,437.50	4,437.50			
11/30/15	11/30/15		US TREASURY NOTES DTD 12/02/2013 1.250% 11/30/2018	912828A34	1,825,000.00	0.00	11,406.25	11,406.25			
Transaction Type Sub-Total					17,763,333.03	0.00	81,528.14	81,528.14			
PAYDOWNS											
11/01/15	11/25/15		FNMA SERIES 2015-M3 FA DTD 02/01/2015 0.447% 06/01/2018	3136AMMC0	264.24	264.24	0.00	264.24	0.07	0.00	
11/15/15	11/15/15		HONDA ABS 2015-1 A2 DTD 01/28/2015 0.700% 06/15/2017	43814KAB7	29,555.88	29,555.88	0.00	29,555.88	1.54	0.00	
11/15/15	11/15/15		TOYOTA ABS 2015-A A2 DTD 03/04/2015 0.710% 07/15/2017	89236WAB4	22,169.80	22,169.80	0.00	22,169.80	0.21	0.00	
11/15/15	11/15/15		FORD ABS 2014-C A2 DTD 11/25/2014 0.610% 08/15/2017	34530PAC6	56,678.45	56,678.45	0.00	56,678.45	1.90	0.00	
Transaction Type Sub-Total					108,668.37	108,668.37	0.00	108,668.37	3.72	0.00	
SELL											
11/05/15	11/09/15		CA ST DEPT OF WATER TXBL REV BONDS DTD 09/27/2012 0.650% 12/01/2015	13066KX87	500,000.00	500,100.00	1,426.39	501,526.39	100.00	100.00	SPEC LOT
11/06/15	11/09/15		US TREASURY NOTES DTD 09/30/2010 1.875% 09/30/2017	912828PA2	960,000.00	977,925.00	1,967.21	979,892.21	(6,150.00)	3,012.10	SPEC LOT
11/06/15	11/09/15		BANK OF NOVA SCOTIA HOUS CD FLOAT DTD 06/13/2014 0.512% 06/10/2016	06417HMU7	1,350,000.00	1,350,634.50	1,152.00	1,351,786.50	1,449.90	874.19	SPEC LOT
11/06/15	11/09/15		US TREASURY NOTES DTD 07/31/2012 0.500% 07/31/2017	912828TG5	285,000.00	283,430.27	391.10	283,821.37	2,382.42	668.10	SPEC LOT



Managed Account Security Transactions & Interest

For the Month Ending **November 30, 2015**

CITY OF ANTIOCH, CA - 04380500

Transaction Type		Security Description	CUSIP	Par	Principal Proceeds	Accrued Interest	Total	Realized G/L Cost	Realized G/L Amort Cost	Sale Method
Trade	Settle									
SELL										
11/06/15	11/09/15	US TREASURY NOTES DTD 07/31/2012 0.500% 07/31/2017	912828TG5	140,000.00	139,228.91	192.12	139,421.03	(328.12)	(463.30)	SPEC LOT
11/16/15	11/17/15	US TREASURY NOTES DTD 07/31/2012 0.500% 07/31/2017	912828TG5	1,400,000.00	1,393,656.25	2,073.37	1,395,729.62	5,359.38	1,745.86	SPEC LOT
11/17/15	11/18/15	US TREASURY NOTES DTD 11/30/2011 0.875% 11/30/2016	912828RU6	340,000.00	340,836.72	1,389.96	342,226.68	(2,085.15)	(177.69)	SPEC LOT
11/17/15	11/18/15	HSBC BANK USA NA CD DTD 02/13/2015 0.880% 08/15/2016	40428AC54	1,050,000.00	1,051,087.23	2,387.00	1,053,474.23	1,087.23	1,087.23	SPEC LOT
11/20/15	11/24/15	US TREASURY NOTES DTD 11/30/2011 0.875% 11/30/2016	912828RU6	50,000.00	50,119.14	211.58	50,330.72	(310.55)	(27.68)	SPEC LOT
11/20/15	11/24/15	WESTPAC BANKING CORP NY LT FLOAT CD DTD 04/17/2014 0.501% 04/15/2016	96121TWF1	1,350,000.00	1,350,256.50	750.75	1,351,007.25	256.50	256.50	SPEC LOT
11/25/15	11/30/15	US TREASURY NOTES DTD 11/30/2011 0.875% 11/30/2016	912828RU6	250,000.00	250,429.69	0.00	250,429.69	(1,718.75)	(292.62)	SPEC LOT
Transaction Type Sub-Total				7,675,000.00	7,687,704.21	11,941.48	7,699,645.69	42.86	6,782.69	
Managed Account Sub-Total					69,715.58	82,921.22	152,636.80	46.58	6,782.69	
Total Security Transactions					\$69,715.58	\$82,921.22	\$152,636.80	\$46.58	\$6,782.69	



STAFF REPORT TO THE CITY COUNCIL

DATE: Regular Meeting of January 12, 2016

TO: Honorable Mayor and Members of the City Council

SUBMITTED BY: Dawn Merchant, Finance Director

SUBJECT: City of Antioch Comprehensive Annual Report for the Fiscal Year Ended June 30, 2015

RECOMMENDED ACTION

It is recommended that the City Council receive and file the attached City of Antioch Comprehensive Annual Report for the Fiscal Year Ended June 30, 2015.

STRATEGIC PURPOSE

This action meets Long Term Goal N, Financial Services; specifically addressing Strategy N-2 by ensuring financial reports are accurate and timely. The financial report was completed within six months of the fiscal year end and received an unqualified audit opinion.

FISCAL IMPACT

There is no fiscal impact associated with this action.

DISCUSSION

As required by State law, the City must publish a complete set of financial statements at the close of each fiscal year audited by a firm of licensed certified public accountants. This year's comprehensive annual financial report (CAFR) was audited by Badawi & Associates, Certified Public Accountants.

The report includes financial information on Measure C, a half-cent sales tax which was passed by Antioch voters on November 5, 2013 and became effective April 1, 2014. Ordinance 2068-C-S requires that the funds be subject to independent annual financial audit and include the revenue raised and expended by no later than December 31st of each year. The CAFR was issued December 11, 2015 and information on Measure C can be found in Note 5 of the attached CAFR on page 50.

This year's report also includes implementation of Governmental Accounting Standards Board Statement No. 68 – Accounting and Financial Reporting for Pensions. Essentially, this accounting standard requires the recognition of the City's Net Pension Liability on the face of the financial statements rather than just note disclosure as in past years and impacts the amount reported as liabilities and net position on the financial statements.

F

Agenda Item #

The Net Pension Liability is measured as the portion of the present value of projected benefit payments to be provided through the pension plans to current active and inactive employees that is attributed to those employees' past periods of service, less the amount of the pension plan's fiduciary net position. As part of implementation of this accounting standard, beginning net position (i.e. fund balance) for the City's Governmental Activities, Water Fund, Sewer Fund, Marina Fund and Prewett Park Enterprise funds were restated to recognize a beginning Net Pension Liability. The City's total Net Pension liability as reported on page 19 of the CAFR is \$78,446,363 and represents the liability attributed to the City's PERS Miscellaneous and Safety Pension Plans and the City's Police Supplementary Retirement Plan maintained with PARS.

As stated in the Independent Auditor's Report, the financial statements present fairly, in all material respects, the respective financial position of the governmental activities, the business-type activities, each major fund, and the aggregate remaining fund information of the City of Antioch, as of June 30, 2015, and the respective changes in financial position and cash flows, where applicable, in conformity with generally accepted accounting principles.

ATTACHMENT

- A. City of Antioch Comprehensive Annual Financial Report for the Fiscal Year Ended June 30, 2015.



City of Antioch, California

Comprehensive Annual Financial Report

For the Fiscal Year Ended
June 30, 2015



CITY OF ANTIOCH, CALIFORNIA

**Comprehensive Annual Financial Report
For the Fiscal Year Ended
June 30, 2015**

**Prepared By
Department of Finance**

City of Antioch Comprehensive Annual Financial Report

Table of Contents

	<u>Page</u>
<u>INTRODUCTORY SECTION</u>	
Letter of Transmittal	i
Elected Officials and Administrative Personnel	vi
Organization of City Governments.....	vii
Location/Area Map.....	viii
GFOA Certificate of Achievement for Excellence in Financial Reporting.....	ix
<u>FINANCIAL SECTION</u>	
Independent Auditor’s Report	1
Management Discussion and Analysis	5
Basic Financial Statements:	
Government – Wide Financial Statements:	
Statement of Net Position	19
Statement of Activities	20
Fund Financial Statements:	
<i>Governmental Fund Financial Statements:</i>	
Balance Sheet	26
Reconciliation of the Governmental Funds Balance Sheet to the Government –Wide Statement of Net Position	29
Statement of Revenues, Expenditures and Changes in Fund Balances.....	30
Reconciliation of the Statement of Revenues, Expenditures and Changes in Fund Balances of Governmental Funds to the Government- Wide Statement of Activities - Governmental Activities.....	32
<i>Proprietary Fund Financial Statements:</i>	
Statement of Fund Net Position	34
Statement of Revenues, Expenses and Changes in Net Position	35
Statement of Cash Flows	36
<i>Fiduciary Fund Financial Statements:</i>	
Statement of Fiduciary Funds Assets and Liabilities.....	38
Statement of Changes in Fiduciary Net Position.....	39
Notes to Basic Financial Statements	41
<u>REQUIRED SUPPLEMENTAL INFORMATION:</u>	
Budgetary Comparison Schedule.....	92
Defined Benefit Pension Plan	99
Funding Status of Other Post-Employment Benefits	105

City of Antioch Comprehensive Annual Financial Report

Table of Contents, Continued

	<u>Page</u>
<u>SUPPLEMENTAL INFORMATION:</u>	
<i>Non-Major Governmental Funds:</i>	
Combining Balance Sheet	108
Combining Statement of Revenues, Expenditures and Changes in Fund Balances.....	109
<i>Non-Major Special Revenue Funds:</i>	
Combining Balance Sheet	114
Combining Statement of Revenues, Expenditures and Changes in Fund Balances.....	118
<i>Budgetary Comparison Schedule:</i>	
Delta Fair Property Special Revenue Fund.....	122
Recreation Programs Special Revenue Fund.....	123
Animal Control Special Revenue Fund	124
Civic Arts Special Revenue Fund.....	125
Park in Lieu Special Revenue Fund.....	126
Senior Bus Special Revenue Fund	127
Abandoned Vehicle Special Revenue Fund.....	128
Traffic Signal Fee Special Revenue Fund.....	129
Asset Forfeitures Special Revenue Fund.....	130
Measure J Growth Management Program Special Revenue Fund	131
Child Care Special Revenue Fund.....	132
Tidelands Assembly Bill-1900 Special Revenue Fund	133
Lighting & Landscape District Special Revenue Fund	134
Park 1A Maintenance District Special Revenue Fund	135
Solid Waste Reduction AB 939 Special Revenue Fund	136
Pollution Elimination Special Revenue Fund	137
Supplemental Law Enforcement Special Revenue Fund.....	138
Local Law Enforcement Byrne Grant Special Revenue Fund.....	139
Street Impact Special Revenue Fund	140
Traffic Safety Special Revenue Fund.....	141
PEG Franchise Fee Special Revenue Fund	142
Post Retirement Medical Special Revenue Fund.....	143
<i>Non-Major Debt Service Funds:</i>	
Combining Balance Sheet	146
Combining Statement of Revenues, Expenditures and Changes in Fund Balances	147

City of Antioch

Comprehensive Annual Financial Report

Table of Contents, Continued

	<u>Page</u>
<u>SUPPLEMENTAL INFORMATION, CONTINUED:</u>	
<i>Non-Major Capital Projects Funds:</i>	
Combining Balance Sheet	150
Combining Statement of Revenues, Expenditures and Changes in Fund Balances	152
<i>Budgetary Comparison Schedule:</i>	
Capital Improvement Capital Projects Fund.....	155
Prewett Community Park Capital Projects Fund	156
Hillcrest District #26 Capital Projects Fund	157
Lone Diamond Capital Projects Fund	158
Hillcrest Bridge District Capital Projects Fund.....	159
Residential Development Allocation Capital Projects Fund	160
Development Impact Fee Fund	161
<i>Internal Service Funds:</i>	
Combining Statement of Net Position	163
Combining Statement of Revenues, Expenses and Changes in Net Position	164
Combining Statement of Cash Flows	165
<i>Agency Funds:</i>	
Combining Statement of Changes in Assets and Liabilities	168
<u>STATISTICAL SECTION (Unaudited)</u>	
Net Position by Component – Last Ten Fiscal Years	172
Changes in Net Position – Last Ten Fiscal Years	173
Fund Balances of Governmental Funds – Last Ten Fiscal Years	175
Changes in Fund Balances of Governmental Funds – Last Ten Fiscal Years	176
Governmental Activities Tax Revenues by Source – Last Ten Fiscal Years	177
Assessed Value and Estimated Actual Value of Taxable Property – Last Ten Fiscal Years	178
Principal Property Taxpayers FY 2014-15 Compared to FY 2005-06	179
Property Tax Rates	180
Property Tax Levies and Collections – Last Ten Fiscal Years	181
Ratios of Outstanding Debt by Type – Last Ten Fiscal Years	182
Ratios of General Bonded Debt Outstanding	183
Legal Debt Margin Information – Last Ten Fiscal Years	184
Pledged-Revenue Coverage – Last Ten Fiscal Years	185
Direct and Overlapping Debt.....	186
Demographic and Economic Statistics – Last Ten Fiscal Years	187
Principal Employers – Current Year and Nine Years Ago	188
Operating Indicators by Function – Last Ten Fiscal Years	189
Full Time City Employees by Function – Last Ten Fiscal Years	190
Capital Asset Statistics by Function – Last Ten Fiscal Years.....	191
Independent Auditor’s Report on Internal Control over Financial Reporting and on Compliance and Other Matters Based on an Audit of Financial Statements Performed in Accordance with Government Auditing Standards	
	193

This page intentionally left blank.



**OFFICE OF
THE CITY MANAGER
LETTER OF TRANSMITTAL**

DATE: December 11, 2015

TO: Honorable Mayor, City Council, and Citizens of the City of Antioch:

FROM: Steve Duran, City Manager and Dawn Merchant, Finance Director

SUBJECT: 2015 Comprehensive Annual Financial Report (CAFR)

State law requires that every general-purpose local government publish a complete set of audited financial statements within six months of the close of each fiscal year. This report is published to fulfill that requirement for the fiscal year ended June 30, 2015.

Management assumes full responsibility for the completeness and reliability of the information contained in this report, based upon a comprehensive framework of internal control that it has established for this purpose. Because the cost of internal control should not exceed anticipated benefits, the objective is to provide reasonable, rather than absolute, assurance that the financial statements are free of any material misstatements.

Badawi & Associates, Certified Public Accountants, have issued an unqualified (“clean”) opinion on the City of Antioch’s financial statements for the year ended June 30, 2015. The independent auditor’s report is presented as the first component of the financial section of this report.

Management’s discussion and analysis (MD&A) immediately follows the independent auditor’s report and provides a narrative introduction, overview, and analysis of the basic financial statements. MD&A complements this letter of transmittal and should be read in conjunction with it.

Profile of the Government

The City of Antioch, incorporated in 1872, is located in the western part of the state and is the second largest city in Contra Costa County by population. California State Highway 4, connecting San Francisco-Oakland with Stockton and Central Valley points, bisects the City. Connecting with this freeway east of Antioch is State Highway 160, which runs north to Sacramento across the Nejedly Bridge and offers access to Solano County and the Sacramento area. The City of Antioch currently occupies a land area of approximately 29 square miles and serves a population of about 108,298 residents. The City of Antioch receives property taxes levied on real and personal properties located within its boundaries. It also is empowered by state statute to extend its corporate limits by annexation, which it has done from time-to-time.

The City of Antioch has operated under the Council-Manager form of government since 1872. Policy-making and legislative authority are vested in a City Council consisting of the Mayor and four other Council members. The four Council members are elected to four-year overlapping terms. The Mayor, who sits on the Council, is elected directly by the people and serves a term of four years. The City Clerk and City Treasurer are also elected for terms of four years. The City Council is responsible for, among other duties, passing ordinances, adopting the budget, appointing committees, and hiring both the City Manager and City Attorney. Antioch's City Manager is responsible for carrying out the policies and ordinances of the City Council and all management functions of the City, including the budget, delivery of services, hiring of all Department Directors and implementation of capital projects.

The City of Antioch provides a wide range of municipal services, including police protection; recreational activities; community and economic development; street improvements and maintenance services; parks maintenance; water; sewer; general administrative and support services. The City does not provide fire services.

The two-year budget serves as the foundation for the City of Antioch's financial planning and control. All departments of the City of Antioch are required to submit requests for appropriations to the City Manager by February 1. The City Manager uses these requests as the starting point for developing a proposed budget. The City Manager then presents the proposed budget to the City Council for review prior to June 30. The City Council is required to hold public hearings on the proposed budget and to adopt a final budget by no later than June 30, the close of the City of Antioch's fiscal year. At mid-period of the budget cycle, the City Council reviews the budget and makes adjustments as needed to the appropriations.

The appropriated budget is prepared by fund, function (e.g., public safety), and department (e.g., police). Department managers may make transfers of appropriations within a department. The level of budgetary control, that is, the level at which expenditures cannot legally exceed the appropriated amount, is established at the individual fund level. Expenditures above the appropriated amount require special approval of the City Council.

Local economy: Overall, the local economy is recovering after significant retraction since 2008. However, significant vacancies in some of the neighborhood shopping centers and the City's downtown business core persist. Positive activities include a new Smart & Final Extra supermarket at Somersville Towne Center, and the construction of a new retail center called Buchanan Crossing, which is being anchored by a CVS and a Grocery Outlet. AAA Insurance will be moving their retail operation to Slatten Ranch, and the expansion of Wal-Mart is under construction. In addition, there is an increase in industrial real estate activity and a few new housing developments are at various stages of the entitlement process.

The State Route 4 widening project will be completed in spring of 2016 while the approved BART project at the Hillcrest Station area in Antioch is expected to be completed and operational in 2018. The Water Emergency Transportation Authority has committed

funding to further study the feasibility of a Ferry Terminal station location in Downtown Antioch in a project envisioned to connect commuters to San Francisco, with a potential stop in Martinez and/or Hercules.

The Contra Costa County region, which includes the City of Antioch, has a civilian unemployment rate of 4.9 percent while the City's current unemployment rate is 6.8 percent. Antioch's population grew about 8.1 percent between 2006 and 2015 while the overall Contra Costa County growth rate during this corresponding time period was 10.2 percent.

Current period financial information: The City continues to be challenged by the economic uncertainties felt nationwide and throughout the world. Prior to fiscal year 2015, the City of Antioch had experienced multiple years of declines in property tax revenue, though a significant increase in property tax revenue, well above 2015 budget projections, has helped stabilize the City's finances. Nevertheless, the City continues to face the task of bringing significantly reduced revenues in line with General Fund Budget expenditures to address the budgetary difficulties brought on by the struggling economy. Some of the ways in which the City has addressed this issue include: utilization of one-time revenues; successful pursuit of grant monies; concessions from employee bargaining units; workforce reductions; furloughs; mandatory reductions in departmental supplies, services and training budgets; successful passage of a half-cent sales tax Measure in 2013; successful passage of a business license tax update; and use of reserve funds. The City's steadfast goal is to reduce expenditures and align those costs with the existing revenue stream, which will allow the City to provide a basic level of services and continue to maintain General Fund reserves that comply with City Council policy.

Collection of revenues from Measure C, the seven year ½ cent increase in sales tax for City use, began on April 1, 2014 and has yielded \$6,533,232 since inception through June 30, 2015.

Collection of revenues from Measure O, the Business License Tax on residential landlords, began on January 1, 2015 and yielded \$572,643 in fiscal year 2015. This number is expected to significantly increase in the upcoming fiscal year with enhanced collection efforts and a full year of implementation.

Long-term financial planning: Job development and expansion of the City's retail sales tax base are important factors for Antioch's economic health. With a relatively flat increase in property taxes and a modest increase in sales taxes projected for the upcoming fiscal year, the City has continued its efforts to attract companies with high-paying jobs. Employment within the City is estimated to consist of approximately 22,422 jobs.

The City Council recognizes the importance of maintaining a serviceable network of local and regional roads. Like most cities in the state, Antioch is dependent on a combination of local, state and federal revenue to support that work. An analysis of the current condition of all roads in Antioch, along with a recommendation regarding the level at which the roads can be maintained in the long term, is an annual undertaking that maintains our eligibility

for continued federal road-repair funding; in addition to federal funding, other funding sources are continually being reviewed and pursued when appropriate.

In addition to the City's roads, water processing and distribution facilities, sidewalks, parks, medians, trails, open space, sanitary sewers, storm water sewers, street lights, traffic signals, fiber optic cabling, marina, the Prewett Water Park and other public buildings provide the framework and infrastructure that contribute to Antioch's quality of life. The better-maintained and adequately sized they are, the greater the opportunity for commerce, health, recreation and mobility within the community. Budgets include contributions toward the maintenance of these facilities and staff continues to look for new opportunities for funding of maintenance and replacement of infrastructure.

The most fundamental expectation of any community is public safety for its people and their property. An adequately-staffed, well-trained and -equipped police department is one of the keys to meeting that expectation. Historically, the Police Department has accounted for the most significant expenditure of General Fund revenues.

In addition to 2013's Measure C, the ½ cent sales tax increase for seven years, the voters of Antioch recently passed Measure O, an update of the Business License Tax . Measure C is projected to bring in about \$5 million a year for its seven year life and Measure O is projected to bring in about \$2.27 million a year to the General Fund. Other strategies for increasing revenues and reducing expenditures in the General Fund are under continuous development and review, including ways to increase the use of and income from Prewett Water Park and Lone Tree Golf Course. The City will aggressively focus on these strategies in the upcoming fiscal year as the state and nation continue to face uncertain financial times that impact all local public agencies.

Awards and Acknowledgements

The Government Finance Officers Association of the United States and Canada (GFOA) awarded a Certificate of Achievement for Excellence in Financial Reporting to the City of Antioch for its comprehensive annual financial report (CAFR) for the fiscal year ended June 30, 2014; this was the twenty-fifth consecutive year that our government has received this prestigious award. In order to be awarded a Certificate of Achievement, a government must publish an easily readable and efficiently organized CAFR report. This report must satisfy both generally accepted accounting principles and applicable legal requirements.

A Certificate of Achievement is valid for a period of one year only. We believe that our current CAFR continues to meet the Certificate of Achievement Program's requirements and we are submitting it to the GFOA to determine its eligibility for another certificate.

The preparation of this report would not have been possible without the efficient and dedicated services of the entire staff of the finance department, particularly Dawn Merchant and Jo Castro. I would like to express our appreciation to all members of the department who assisted and contributed to the preparation of this report. Credit also

must be given to the Mayor and the City Council for their unfailing support for maintaining the highest standards of professionalism in the financial management of the City of Antioch.

Respectfully submitted,



Steve Duran
City Manager



Dawn Merchant
Finance Director

**CITY OF ANTIOCH
COMPREHENSIVE ANNUAL FINANCIAL REPORT
FOR THE FISCAL YEAR ENDED JUNE 30, 2015**

**ELECTED OFFICIALS AND
ADMINISTRATIVE PERSONNEL**

JUNE 30, 2015

ELECTED OFFICIALS

**Wade Harper, Mayor
Lori Ogorchock, Mayor Pro-Tem
Mary Helen Rocha, Council Member
Monica E. Wilson, Council Member
Tony G. Tiscareno, Council Member
Donna Conley, City Treasurer
Arne Simonsen, City Clerk**

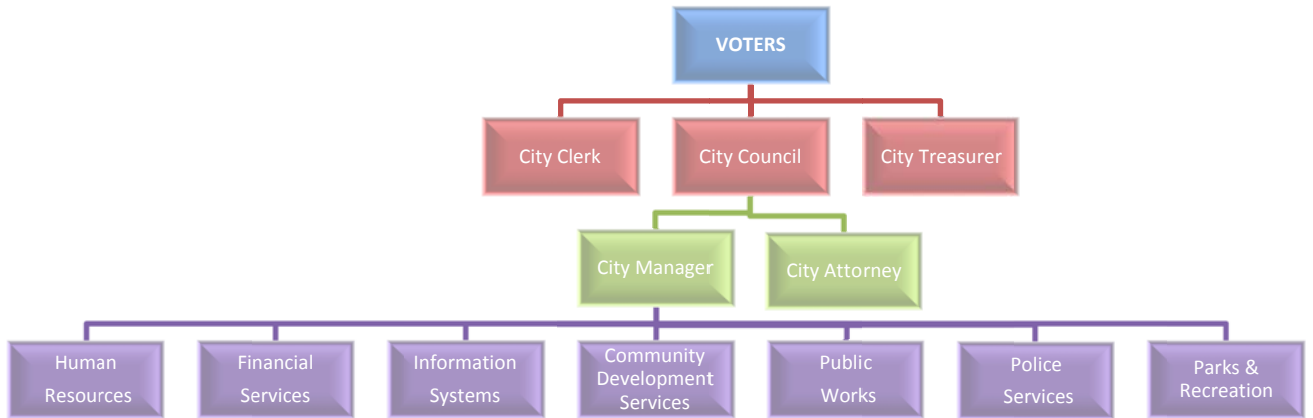
ADMINISTRATIVE PERSONNEL

City Manager
City Attorney
Public Works Director
Chief of Police
Community Development Director
Finance Director
Administrative Services Director
Parks & Recreation Director
Information Services Director

Steve Duran
vacant
Ron Bernal
Allan Cantando
Forrest Ebbs
Dawn Merchant
Michelle Fitzer
Nancy Kaiser
Alan Barton

City of Antioch
Third & "H" Streets, P.O. Box 5007
Antioch, California 94531-5007
www.ci.antioch.ca.us

City of Antioch-Organization of City Government





Location Map



Area Map



Government Finance Officers Association

**Certificate of
Achievement
for Excellence
in Financial
Reporting**

Presented to

**City of Antioch
California**

For its Comprehensive Annual
Financial Report
for the Fiscal Year Ended

June 30, 2014

Executive Director/CEO

This page intentionally left blank.



INDEPENDENT AUDITOR'S REPORT

To the Honorable Mayor and Members of the City Council
of the City of Antioch
Antioch, California

We have audited the accompanying financial statements of the governmental activities, the business-type activities, each major fund, and the aggregate remaining fund information of the City of Antioch, California (City), as of and for the year ended June 30, 2015, and the related notes to the financial statements, which collectively comprise the City's basic financial statements as listed in the table of contents.

Management's Responsibility for the Financial Statements

Management is responsible for the preparation and fair presentation of these financial statements in accordance with accounting principles generally accepted in the United States of America; this includes the design, implementation, and maintenance of internal control relevant to the preparation and fair presentation of financial statements that are free from material misstatement, whether due to fraud or error.

Auditor's Responsibility

Our responsibility is to express opinions on these financial statements based on our audit. We conducted our audit in accordance with auditing standards generally accepted in the United States of America and the standards applicable to financial audits contained in *Government Auditing Standards*, issued by the Comptroller General of the United States. Those standards require that we plan and perform the audit to obtain reasonable assurance about whether the financial statements are free from material misstatement.

An audit involves performing procedures to obtain audit evidence about the amounts and disclosures in the financial statements. The procedures selected depend on the auditor's judgment, including the assessment of the risks of material misstatement of the financial statements, whether due to fraud or error. In making those risk assessments, the auditor considers internal control relevant to the entity's preparation and fair presentation of the financial statements in order to design audit procedures that are appropriate in the circumstances, but not for the purpose of expressing an opinion on the effectiveness of the entity's internal control. Accordingly, we express no such opinion. An audit also includes evaluating the appropriateness of accounting policies used and the reasonableness of significant accounting estimates made by management, as well as evaluating the overall presentation of the financial statements.

We believe that the audit evidence we have obtained is sufficient and appropriate to provide a basis for our audit opinions.

Opinions

In our opinion, the financial statements referred to above present fairly, in all material respects, the respective financial position of the governmental activities, the business-type activities, each major fund, and the aggregate remaining fund information of the City, as of June 30, 2015, and the respective changes in financial position and, where applicable, cash flows thereof for the year then ended in accordance with accounting principles generally accepted in the United States of America.

Other Matters

Required Supplementary Information

Accounting principles generally accepted in the United States of America require that the management's discussion and analysis, pension required supplementary information, budgetary comparison information, and funded status of other post-employment benefit plans on pages 5-14 and 92-106 be presented to supplement the basic financial statements. Such information, although not a part of the basic financial statements, is required by the Governmental Accounting Standards Board, who considers it to be an essential part of financial reporting for placing the basic financial statements in an appropriate operational, economic, or historical context. We have applied certain limited procedures to the required supplementary information in accordance with auditing standards generally accepted in the United States of America, which consisted of inquiries of management about the methods of preparing the information and comparing the information for consistency with management's responses to our inquiries, the basic financial statements, and other knowledge we obtained during our audit of the basic financial statements. We do not express an opinion or provide any assurance on the information because the limited procedures do not provide us with sufficient evidence to express an opinion or provide any assurance.

Other Information

Our audit was conducted for the purpose of forming opinions on the financial statements that collectively comprise the City's basic financial statements. The introductory section, combining and individual non-major fund financial statements, budget comparison information for non-major governmental funds, and statistical section are presented for purposes of additional analysis and are not a required part of the basic financial statements.

The combining non-major fund financial statements, individual non-major fund financial statements, and budget comparison information for non-major funds are the responsibility of management and were derived from and relate directly to the underlying accounting and other records used to prepare the basic financial statements. Such information has been subjected to the auditing procedures applied in the audit of the basic financial statements and certain additional procedures, including comparing and reconciling such information directly to the underlying accounting and other records used to prepare the basic financial statements or to the basic financial statements themselves, and other additional procedures in accordance with auditing standards generally accepted in the United States of America. In our opinion, the combining nonmajor fund financial statements, individual nonmajor fund financial statements and budget comparison information for non-major governmental funds are fairly stated, in all material respects, in relation to the basic financial statements as a whole.

The introductory and statistical sections have not been subjected to the auditing procedures applied in the audit of the basic financial statements and, accordingly, we do not express an opinion or provide any assurance on them.

To the Honorable Mayor and Members of the City Council
of the City of Antioch
Antioch, California
Page 3

Other Reporting Required by *Government Auditing Standards*

In accordance with *Government Auditing Standards*, we have also issued our report dated December 11, 2015, on our consideration of City's internal control over financial reporting and on our tests of its compliance with certain provisions of laws, regulations, contracts, and grant agreements and other matters. The purpose of that report is to describe the scope of our testing of internal control over financial reporting and compliance and the results of that testing, and not to provide an opinion on internal control over financial reporting or on compliance. That report is an integral part of an audit performed in accordance with *Government Auditing Standards* in considering City's internal control over financial reporting and compliance.

A handwritten signature in black ink that reads "Badawi & Associates". The signature is written in a cursive, flowing style.

Badawi & Associates
Certified Public Accountants
Oakland, California
December 11, 2015

This page intentionally left blank.

City of Antioch

Management's Discussion and Analysis

For the year ended June 30, 2015

As management of the City of Antioch, we offer readers of the City of Antioch's financial statements this narrative overview and analysis of the financial activities of the City of Antioch for the fiscal year ended June 30, 2015. We encourage readers to consider the information presented here in conjunction with additional information that we have furnished in our letter of transmittal, which can be found on pages i-v of this report.

Financial Highlights

- The assets of the City of Antioch exceeded its liabilities at the close of the most recent fiscal year by \$490,545,964 (net position). Of this amount, (\$23,701,822) (unrestricted) may be used to meet the government's ongoing obligations to citizens and creditors. This amount is negative in this current fiscal year due to the implementation of GASB Statement No. 68 – Accounting and Financial Reporting for Pensions. Recognition of the City's net pension liability has caused this category to be negative for governmental activities.
- The government's total net position increased by \$1,373,151. This was due mainly to the increase in property and sales tax revenues and a decrease in expenses for the Water Enterprise Fund related to business-type activities.
- As of the close of the current fiscal year, the City of Antioch's governmental funds reported ending fund balances of \$61,358,056, an increase of \$4,178,871 in comparison with the prior year.
- At the end of the current fiscal year, unassigned fund balance for the General Fund was \$11,530,696 or 25% of total General Fund expenditures, and 22.8% of total General Fund revenues.
- The City of Antioch's total long-term obligations for governmental activities decreased by \$877,879 and total long-term obligations for business-type activities decreased by \$369,386.

Overview of the Financial Statements

This discussion and analysis is intended to serve as an introduction to the City of Antioch's basic financial statements. The City of Antioch's basic financial statements comprise three components: 1) government-wide financial statements, 2) fund financial statements, and 3) notes to the financial statements. This report also contains other supplementary information in addition to the basic financial statements themselves.

Government-wide financial statements. The government-wide financial statements are designed to provide readers with a broad overview of the City of Antioch's finances, in a manner similar to a private-sector business.

The statement of net position presents information on all of the City of Antioch's assets and liabilities, with the difference between the two reported as net position. Over time, increases or decreases in net position may serve as a useful indicator of whether the financial position of the City of Antioch is improving or deteriorating.

The statement of activities presents information showing how the government's net position changed during the most recent fiscal year. All changes in net position are reported as soon as the underlying event giving rise to the change occurs, regardless of the timing of related cash flows. Thus, revenues and expenses are reported in this statement for some items that will only result in cash flows in future fiscal periods (e.g., uncollected taxes and earned but unused vacation leave).

Both of the government-wide financial statements distinguish functions of the City of Antioch that are principally supported by taxes and intergovernmental revenues (governmental activities) from other functions that are intended to recover all or a significant portion of their costs through user fees and charges (business-type activities). The governmental activities of the City of Antioch include general government, public works, public safety, parks and recreation and community development. The business-type activities of the City of Antioch include water and sewer utilities; a marina and a water park facility.

The government-wide financial statements include not only the City of Antioch itself (known as the primary government), but also a legally separate public financing authority. Financial information for this component unit

City of Antioch

Management's Discussion and Analysis

For the year ended June 30, 2015

is blended with the financial information presented for the primary government itself. The government-wide financial statements can be found on pages **19-21** of this report.

Fund financial statements. A fund is a grouping of related accounts that is used to maintain control over resources that have been segregated for specific activities or objectives. The City of Antioch, like other state and local governments, uses fund accounting to ensure and demonstrate compliance with finance-related legal requirements. All of the funds of the City of Antioch can be divided into three categories: governmental funds, proprietary funds, and fiduciary funds.

Governmental funds. Governmental funds are used to account for essentially the same functions reported as governmental activities in the government-wide financial statements. However, unlike the government-wide financial statements, governmental funds financial statements focus on near-term inflows and outflows of spendable resources, as well as on balances of spendable resources available at the end of the fiscal year. Such information may be useful in evaluating a government's near-term financing requirements.

Because the focus of governmental funds is narrower than that of the government-wide financial statements, it is useful to compare the information presented for governmental funds with similar information presented for governmental activities in the government-wide financial statements. By doing so, readers may better understand the long-term impact of the government's near-term financing decisions. Both the governmental funds balance sheet and the governmental funds statement of revenues, expenditures, and changes in fund balances provide a reconciliation to facilitate this comparison between governmental funds and governmental activities.

The City of Antioch maintains sixty-seven individual funds. Information is presented separately in the governmental funds balance sheet and in the governmental funds statement of revenues, expenditures, and changes in fund balances for the General Fund, and three special revenue funds (Housing and Community Development, Gas Tax and Housing Successor Fund) all of which are considered to be major funds. Data from the other governmental funds are combined into a single, aggregated presentation. Individual fund data for each of these non-major governmental funds is provided in the form of combining statements elsewhere in this report.

The governmental fund financial statements can be found on pages **26-32** of this report.

The City of Antioch adopts an annual appropriated budget for all its funds. A budgetary comparison schedule has been provided for the General Fund and major special revenue funds to demonstrate compliance with this budget.

Proprietary funds. The City of Antioch maintains two different types of proprietary funds. Enterprise funds are used to report the same functions presented as business-type activities in the government-wide financial statements. The City of Antioch uses enterprise funds to account for its Water, Sewer, Marina and Prewett Water Park funds. Internal service funds are an accounting device used to accumulate and allocate costs internally among the City of Antioch's various functions. The City of Antioch uses internal service funds to account for its vehicle repair and replacement, office equipment replacement, and loss control functions. Because all of these services predominantly benefit governmental rather than business-type functions, they have been included within governmental activities in the government-wide financial statements.

Proprietary funds provide the same type of information as the government-wide financial statements, only in more detail. The proprietary fund financial statements provide separate information for the Water, Sewer, Marina and Prewett Water Park funds. The Water, Sewer, Marina and Prewett Water Park funds are considered to be major funds of the City of Antioch. All internal service funds are combined into a single, aggregated presentation in the proprietary fund financial statements. Individual fund data for the internal service funds is provided in the form of combining statements elsewhere in this report.

The proprietary fund financial statements can be found on pages **34-36** of this report.

Fiduciary funds. Fiduciary funds are used to account for resources held for the benefit of parties outside the government. Fiduciary funds are not reflected in the government-wide financial statements because the

City of Antioch
Management's Discussion and Analysis
For the year ended June 30, 2015

resources of those funds are not available to support the City of Antioch's own programs. The accounting used for fiduciary funds is much like that used for proprietary funds.

The fiduciary fund financial statements can be found on pages **38-39** of this report.

Notes to the basic financial statements. The notes provide additional information that is essential to a full understanding of the data provided in the government-wide and fund financial statements. The notes to the financial statements can be found on pages **41-89** of this report.

Government-wide Financial Analysis

As noted earlier, net position may serve over time as a useful indicator of a government's financial position. In the case of the City of Antioch, assets exceeded liabilities by \$490,545,964 at the close of the most recent fiscal year.

By far the largest portion of the City of Antioch's net position (97%) reflects its investment in capital assets (e.g., infrastructure (including water and sewer pipes), land, structures and improvements and equipment), less any related debt used to acquire those assets that are still outstanding. The City of Antioch uses these capital assets to provide services to citizens; consequently, these assets are *not* available for future spending. Although the City of Antioch's investment in its capital assets is reported net of related debt, it should be noted that the resources needed to repay this debt must be provided from other sources since the capital assets themselves cannot be used to liquidate these liabilities.

	Governmental Activities		Business-type Activities		TOTAL	
	2015	2014	2015	2014	2015	2014
Current and other assets	\$ 81,000,703	\$ 72,483,722	\$ 49,484,080	\$ 49,636,149	\$ 130,484,783	\$ 122,119,871
Capital assets	333,360,043	337,725,536	151,569,573	151,514,947	484,929,616	489,240,483
Total assets	414,360,746	410,209,258	201,053,653	201,151,096	615,414,399	611,360,354
Deferred outflows of resources	6,181,631	-	1,139,970	-	7,321,601	-
Current and other liabilities	82,678,042	13,943,870	17,353,212	3,262,339	100,031,254	17,206,209
Long-term obligations	9,525,343	10,401,222	7,371,712	7,741,100	16,897,055	18,142,322
Total liabilities	92,203,385	24,345,092	24,724,924	11,003,439	116,928,309	35,348,531
Deferred inflows of resources	12,663,445	-	2,598,283	-	15,261,728	-
Net position:						
Net investment in						
capital assets	326,663,598	329,691,944	148,726,401	148,513,765	475,389,999	478,205,709
Restricted	38,857,787	41,108,098	-	-	38,857,787	41,108,098
Unrestricted	(49,845,837)	15,064,124	26,144,015	41,633,892	(23,701,822)	56,698,016
Total net position	\$ 315,675,548	\$ 385,864,166	\$ 174,870,416	\$ 190,147,657	\$ 490,545,964	\$ 576,011,823

An additional portion of the City of Antioch's net position (7.9%) represents resources that are subject to external restrictions on how they may be used. The remaining balance of *unrestricted net position* ((\$23,701,822)) may be used to meet the government's ongoing obligations to citizens and creditors. The amount related to governmental activities is negative in the amount of (\$49,845,837) due to the implementation of GASB Statement No. 68 requiring the recognition of the City's net pension liability. The 2014 amounts have not been restated in this table for implementation of this statement.

The government's total net position increased by \$1,373,151. Of this, \$420,094 represents an increase in governmental activities due mainly to increased property and sales taxes. A major factor to the increase of \$953,057 in net position of business type activities was due to a decrease in Water Enterprise Fund expenditures. At the end of the current fiscal year, the City of Antioch is able to report positive balances in two categories of net position, for the government as a whole, and all three categories for its business-type activities. The City of Antioch implemented GASB Statement No. 68 this fiscal year. With this new reporting change, the City recognizes deferred outflows of resources, deferred inflows of resources, pension expense and net pension liability for the Miscellaneous and Safety pension plans administered through the California Public Employees

City of Antioch

Management's Discussion and Analysis

For the year ended June 30, 2015

Retirement System (CalPERS) and a Police Supplementary Retirement plan administered through the Public Agency Retirement System (PARS). The implementation of this statement has caused long term obligations for the government as a whole to increase by \$78,446,363 for the net pension liability and to create a negative balance of unrestricted net position for governmental activities.

Current and other assets increased by \$8,364,912 primarily due to increases in cash and investment balances. This is mainly due to increased property and sales taxes. The City passed a half cent sales tax initiative that became effective April 1, 2014.

Current and other liabilities increased by \$82,825,045 due mainly to the recognition of a net pension liability and an increase in the net OPEB obligation.

Deferred inflows and outflows of resources related to pensions are now recognized on the government-wide financial statements with the implementation of GASB 68.

Long-term obligations decreased by \$1,245,267 due mainly to scheduled debt service payments.

Governmental and Business-Type Activities. Governmental activities increased the City of Antioch's net position by \$420,094. There was an increase of \$953,057 in net position reported in connection with the City of Antioch's business-type activities.

CHANGE IN NET POSITION

	Governmental Activities		Business-type Activities		TOTAL	
	2015	2014	2015	2014	2015	2014
Revenue:						
Program revenues:						
Charges for services	\$ 9,399,849	\$ 8,645,262	\$ 30,747,640	\$ 32,077,895	\$ 40,147,489	\$ 40,723,157
Operating grants and contributions	8,879,792	5,878,635	-	-	8,879,792	5,878,635
Capital grants and contributions	1,836,284	8,117,985	2,297,929	2,505,171	4,134,213	10,623,156
General revenues:						
Property tax	8,902,170	7,340,475	-	-	8,902,170	7,340,475
Sales tax	17,597,265	12,531,806	-	-	17,597,265	12,531,806
Motor vehicle in lieu	6,270,305	5,329,524	-	-	6,270,305	5,329,524
Other	10,755,031	10,458,681	450,821	1,582,087	11,205,852	12,040,768
Total revenues	63,640,696	58,302,368	33,496,390	36,165,153	97,137,086	94,467,521
Expenses:						
General government	6,104,926	8,802,489	-	-	6,104,926	8,802,489
Public works	18,754,115	15,358,642	-	-	18,754,115	15,358,642
Public safety	30,890,076	26,452,688	-	-	30,890,076	26,452,688
Parks and recreation	4,185,114	3,827,204	-	-	4,185,114	3,827,204
Community development	3,657,363	2,571,153	-	-	3,657,363	2,571,153
Interest on long-term debt	426,662	396,909	-	-	426,662	396,909
Water	-	-	23,308,383	25,751,615	23,308,383	25,751,615
Sewer	-	-	5,438,916	4,667,905	5,438,916	4,667,905
Marina	-	-	1,015,771	1,075,323	1,015,771	1,075,323
Prewett Water Park	-	-	1,982,609	1,919,904	1,982,609	1,919,904
Total expenses	64,018,256	57,409,085	31,745,679	33,414,747	95,763,935	90,823,832
Increase in net position-before transfer	(377,560)	893,283	1,750,711	2,750,406	1,373,151	3,643,689
Transfers	797,654	190,990	(797,654)	(190,990)	-	-
Increase in net position	420,094	1,084,273	953,057	2,559,416	1,373,151	3,643,689
Net position - July 1, as restated	315,255,454	384,779,893	173,917,359	187,588,241	489,172,813	572,368,134
Net position - June 30	\$ 315,675,548	\$ 385,864,166	\$ 174,870,416	\$ 190,147,657	\$ 490,545,964	\$ 576,011,823

City of Antioch
Management's Discussion and Analysis
For the year ended June 30, 2015

Governmental activities. General Fund property tax revenues increased due to a higher assessed valuation. Sales taxes increased significantly due to a full year of Measure C, a half-cent sales tax measure effective April 2014. Capital grants and contributions decreased significantly due to reduced federal funds received for the Wilbur Avenue Bridge project.

Beginning net position of governmental activities has been restated from \$385,864,166 to \$315,255,454 due to the implementation of GASB 68, *Accounting and Financial Reporting for Pensions*. Net position was decreased by \$70,608,712 as a result of recognizing a net pension liability.

Business-type activities. Business-type activities increased the City of Antioch's net position by \$953,057 accounting for growth in the government's net assets. The increase was mainly attributable to a decrease in water fund expenditures.

Beginning net position of business type activities has been restated from \$190,147,657 to \$173,917,359 due to the implementation of GASB 68, *Accounting and Financial Reporting for Pensions*. Net position was decreased by \$16,230,298 as a result of recognizing a net pension liability.

Financial Analysis of the Government's Funds

As noted earlier, the City of Antioch uses fund accounting to ensure and demonstrate compliance with finance-related legal requirements.

Governmental funds. The focus of the City of Antioch's *governmental funds* is to provide information on near-term inflows, outflows, and balances of *spendable* resources. Such information is useful in assessing the City of Antioch's financing requirements. In particular, *unassigned fund balance* may serve as a useful measure of a government's net resources available for spending at the end of the fiscal year.

As of the end of the current fiscal year, the City of Antioch's governmental funds reported combined ending fund balances of \$61,358,056, an increase of \$4,178,871 in comparison with the prior year. About 18.6% of this total amount, \$11,428,993, constitutes *unassigned fund balance*, which is available for spending at the government's discretion. The remainder of fund balance is segregated into the following components: 1) *nonspendable* to indicate that it is not available for new spending because of its form (\$171,886) 2) *restricted* to indicate restrictions on use imposed by external parties, including enabling legislation (\$38,439,797) 3) *committed* to indicate restrictions on use as approved by the City Council (\$7,799,186), or 4) *assigned* for a variety of other purposes (\$3,518,194).

The following table presents the amount of revenues from various sources as well as increases or decreases from the prior year.

Revenues Classified by Source
Governmental Funds

Revenue by Source	FY 2014/2015		FY 2013/2014		Increase (Decrease)	
	Amount	Percent of Total	Amount	Percent of Total	Amount	Percent Change
Taxes	\$ 42,635,323	63.3%	\$ 34,300,414	54.9%	\$ 8,334,909	24.3 %
Licenses and permits	1,178,138	1.7%	1,302,768	2.1%	(124,630)	(9.6)%
Fines and penalties	134,132	0.2%	145,813	0.2%	(11,681)	(8.0)%
Investment income and rentals	1,485,181	2.2%	1,520,452	2.4%	(35,271)	(2.3)%
Revenue from other agencies	5,597,747	8.3%	10,243,517	16.4%	(4,645,770)	(45.4)%
Current service charges	11,010,615	16.3%	10,335,491	16.5%	675,124	6.5 %
Special assessment revenue	2,985,273	4.4%	2,903,706	4.6%	81,567	2.8 %
Other	2,368,369	3.5%	1,753,769	2.8%	614,600	35.0 %
Total	\$ 67,394,778	100.0%	\$ 62,505,930	100.0%	\$ 4,888,848	7.8%

City of Antioch
Management's Discussion and Analysis
For the year ended June 30, 2015

The following provides an explanation of revenues by source that changed significantly over the prior year.

- Taxes increased due to a higher property assessed valuation as well as the additional sales tax due to the passage of Measure C, a one half-cent sales tax enacted for seven years that became effective April 1, 2014.
- Licenses and permits decreased due to decreased building permit and street and curb permit revenue over prior year.
- Revenue from other agencies decreased significantly due to the reduction of grant funded capital projects in fiscal year 2015.
- Other revenues increased due to payments due under the Northeast Annexation Agreement with NRG.

The following table presents the amount of expenditures by function as well as increases or decreases from the prior year.

Expenditures by Function
Governmental Funds

Expenditures by Function	FY 2014/2015		FY 2013/2014		Increase (Decrease)	
	Amount	Percent of Total	Amount	Percent of Total	Amount	Percent Change
Current						
General government	\$ 6,108,533	9.0%	\$ 6,357,460	9.7%	\$ (248,927)	(3.92%)
Public works	11,128,245	16.4%	8,449,925	12.9%	2,678,320	31.7%
Public safety	31,826,253	47.0%	28,786,010	44.0%	3,040,243	10.6%
Parks and recreation	3,491,122	5.2%	3,330,461	5.1%	160,661	4.8%
Community development	4,526,613	6.7%	3,004,952	4.6%	1,521,661	50.6%
Capital outlay	4,945,272	7.3%	14,561,631	22.3%	(9,616,359)	(66.04%)
Debt service	5,731,203	8.5%	932,604	1.4%	4,798,599	514.5%
Total	\$ 67,757,241	100.0%	\$ 65,423,043	100.0%	\$ 2,334,198	3.6%

The following provides an explanation of the expenditures by function that changed significantly over the prior year.

- Public works expenditures increased mainly due to an increase in contractual services for street maintenance.
- Community development expenditures increased mainly due to the Downtown Specific Plan project and Code Enforcement hiring.
- Capital outlay expenditures decreased mainly due to the Wilbur Avenue Bridge project which had significant expenditures in the prior year.
- Debt service expenditures increased due to the refinancing of the ABAG 2001A Lease Revenue Bonds with the issuance of the Antioch Public Financing Authority 2015A Lease Revenue Refunding Bonds.

The General Fund is the chief operating fund of the City of Antioch. At the end of the current fiscal year, unassigned fund balance of the General Fund was \$11,530,696, while total fund balance was \$17,179,050. As a measure of the General Fund's liquidity, it may be useful to compare both unassigned fund balance and total fund balance to total fund expenditures. Unassigned fund balance represents 25% of total General Fund expenditures, while total fund balance represents 37.3%.

City of Antioch
Management's Discussion and Analysis
For the year ended June 30, 2015

The fund balance of the City of Antioch's General Fund increased by \$6,344,455 during the current fiscal year due mainly to higher taxes related to the Measure C half cent sales tax measure and an increase in revenue from other agencies due to the State of California releasing state mandated reimbursements for claims filed by the City prior to 2004.

The fund balance of the Housing and Community Development Fund decreased by \$277,030 in the current year due the net effect of receiving less CDBG reimbursements than prior year and increased program expenditures over prior year. The related reimbursements for these expenditures are recognized as deferred inflows of resources at June 30th and not in revenue from other agencies.

The fund balance of the Housing Successor Fund increased by \$144,942 during the current fiscal year due to an increase in loan repayments over prior year.

The fund balance of the Gas Tax Fund decreased by \$2,818,576 during the current fiscal year. This decrease is primarily attributable to a decrease in Highway Users Tax funds and grant funds received than in prior year.

Beginning fund balance of the Housing and Community Development Fund has been restated to \$6,109,962 from \$214,866 and the Housing Successor Fund restated to \$18,897,550 from \$4,406,285 due to a change in financial reporting for housing loans. Loans were previously recognized as deferred inflows of resources.

Proprietary funds. The City of Antioch's proprietary funds provide the same type of information found in the government-wide financial statements, but in more detail.

Unrestricted net position of the Water Fund at the end of the year amounted to \$18,103,919 and those of the Sewer Fund amounted to \$10,232,882. Unrestricted net position of the Marina Fund at the end of the year amounted to \$524,936 and unrestricted net position of the Prewett Water Park Fund amounted to (\$772,050).

- Water Fund total net position increased \$1,819,984 during the current fiscal year, which is mainly due to a decrease in contractual services.
- Sewer Fund total net position decreased \$75,272 during the current fiscal year, which is mainly due to increased contractual services.
- Marina Fund total net position decreased \$472,278 during the current fiscal year, which is mainly due to no grant funding received in the current year as in prior year.

Beginning net position of the proprietary funds has been restated due to the implementation of GASB 68, *Accounting and Financial Reporting for Pensions*. Net position of proprietary funds was decreased by \$16,230,298 in total as a result of recognizing a net pension liability. The restatement by fund is as follows:

	Prior Beginning Net Position	Restated Beginning Net Position
Water Fund	\$106,288,229	\$95,386,743
Sewer Fund	73,001,172	68,918,094
Marina Fund	5,645,039	5,175,142
Prewett Water Park	7,420,846	6,645,009

Other factors concerning the finances of these four funds have already been addressed in the discussion of the City of Antioch's business-type activities.

City of Antioch

Management's Discussion and Analysis

For the year ended June 30, 2015

General Fund Budgetary Highlights

Differences between the final amended budget and the actual results resulted in \$416,544 higher revenues than projected and \$3,222,935 variance from appropriations and can be briefly summarized as follows:

- \$373,377 more in business license tax revenue than anticipated
- \$537,905 savings in Non-Departmental due mainly to savings in claims expenditures.
- \$864,993 savings in Public Works expenditures mainly attributable to uncompleted parks, facilities and paving projects at year end.
- \$648,167 savings in Public Safety expenditures mainly attributable to salary savings in community policing and police communications and unspent funds for the East Bay Regional Communications System Project.

Capital Asset and Debt Administration

Capital assets. The City of Antioch's investment in capital assets for its governmental and business-type activities as of June 30, 2015, amounts to \$484,929,616 (net of accumulated depreciation). This investment in capital assets includes land, infrastructure (including water and sewer pipes), structures and improvements, and equipment. The total net decrease in the City of Antioch's investment in capital assets for the current fiscal year was \$4,310,867.

Major capital asset events during the current fiscal year included the following:

- A variety of street and other construction projects such as the Lone Tree Way intersection improvements; West Antioch Creek project; Second Street Pavement Rehabilitation project; G Street Safety improvement project; and Prewett Park new water feature project. These made construction in progress for governmental activities as of the end of the current fiscal year reached \$4,570,989.
- Various system additions and improvements were completed in the Water, Sewer, Marina and Prewett Water Park funds at a cost of \$2,760,080. Work continued on water and sewer system improvement projects causing construction in progress for business type activities to be \$4,590,610 as of the end of the current fiscal year.

For government-wide financial statement presentation, all depreciable capital assets were depreciated from acquisition date to the end of the current fiscal year. Fund financial statements record capital asset purchases as expenditures.

Capital assets for the governmental and business-type activities are presented below to illustrate changes from the prior year.

City of Antioch
Management's Discussion and Analysis
For the year ended June 30, 2015

	Governmental Activities		Business-type Activities		Total		Increase/ Decrease
	2015	2014	2015	2014	2015	2014	
Land	\$ 11,269,647	\$ 11,269,647	\$ 3,558,467	\$ 3,558,467	\$ 14,828,114	\$ 14,828,114	\$ -
Construction in Progress	4,570,989	17,521,631	4,590,610	2,637,109	9,161,599	20,158,740	(10,997,141)
Infrastructure Structures and Improvements	257,313,389	250,511,237	97,992,312	98,229,193	355,305,701	348,740,430	6,565,271
Equipment	55,402,210	54,675,472	44,586,083	46,227,078	99,988,293	100,902,550	(914,257)
Total	4,803,808	3,747,549	842,100	863,100	5,645,908	4,610,649	1,035,259
	\$ 333,360,043	\$ 337,725,536	\$ 151,569,573	\$ 151,514,947	\$ 484,929,615	\$ 489,240,483	\$ (4,310,868)

Construction Commitments. Among the significant construction commitments were \$655,773 towards Cavallo Pavement Project, \$292,068 towards the Prewett Park water feature project, and approximately \$36,822 towards Ninth street Improvements.

Additional information on the City of Antioch's capital assets can be found in **Note 8 on page 56**.

Long-term debt. At the end of the current fiscal year, the City of Antioch had total debt outstanding of \$13,140,871. Of this amount, \$3,840,000 represents bonds secured solely by specified revenue sources (i.e., revenue bonds), \$2,843,172 represents loans payable, \$4,032,324 represents a long term payable and \$2,425,375 represents leases payable.

The City of Antioch's total long-term obligations for governmental activities decreased by \$877,879 and total long-term obligations for business-type activities decreased by \$369,386 due to scheduled debt service payments during the current fiscal year.

State statutes limit the amount of general obligation debt a governmental entity may issue to 15% of its total assessed valuation. The current debt limitation for the City of Antioch is \$1,362,072. The City of Antioch has no outstanding general obligation debt.

Additional information on the City of Antioch's long-term debt can be found in **Note 9 on pages 58-61** of this report.

Economic Factors and Next Year's Budget

- The unemployment rate for the City of Antioch was 6.8% at June 30th. This is higher than the state's average unemployment rate of 6.2% and higher than the national average rate of 5.3%
- Assessed values in the City have increased approximately 7.96% for the 2015-16 tax year.
- Sales taxes are projected to increase 4% over the prior year.

All of these factors were considered in preparing the City of Antioch's budget for the 2015-2016 fiscal year.

During the current fiscal year, General Fund fund balance increased by \$6,344,455. The City of Antioch has appropriated \$1,085,633 of General Fund assigned fund balance for spending in the 2015-2016 fiscal year budget. Additionally, \$3,928,271 represents unspent Measure C funds that are committed to the Police Department.

City of Antioch
Management's Discussion and Analysis
For the year ended June 30, 2015

Requests for Information

This financial report is designed to provide a general overview of the City of Antioch's finances for all those with an interest in the government's finances. Questions concerning any of the information provided in this report, financial statements for the Antioch Public Financing Authority, or requests for additional financial information should be addressed to the Office of the Finance Director, City of Antioch, P. O. Box 5007, Antioch, CA 94531-5007.

BASIC FINANCIAL STATEMENTS

This page intentionally left blank.

GOVERNMENT-WIDE FINANCIAL STATEMENTS

This page intentionally left blank.

City of Antioch
Statement of Net Position
June 30, 2015

	Primary Government		
	Governmental	Business-Type	Total
	Activities	Activities	
ASSETS			
Cash and investments	\$ 45,556,148	\$ 47,182,737	\$ 92,738,885
Receivables (net):			
Accounts	4,735,802	3,852,752	8,588,554
Taxes	3,584,548	-	3,584,548
Interest	160,095	-	160,095
Materials, parts and supplies	193,687	343,316	537,003
Internal balances	1,945,672	(1,945,672)	-
Prepaid items	174,045	50,947	224,992
Restricted cash and investments, held by fiscal agents	4,332	-	4,332
Loans receivable, net	20,219,522	-	20,219,522
Due from Successor Agency Trust	3,349,891	-	3,349,891
Net OPEB asset	1,076,961	-	1,076,961
Capital assets:			
Nondepreciable	15,840,636	8,149,077	23,989,713
Depreciable, net	317,519,407	143,420,496	460,939,903
Total assets	414,360,746	201,053,653	615,414,399
DEFERRED OUTFLOWS OF RESOURCES			
Deferred loss on refunding	117,194	-	117,194
Pension related amounts	206,905	-	206,905
Contributions to pension plan subsequent to the measurement date	5,857,532	1,139,970	6,997,502
Total deferred outflows of resources	6,181,631	1,139,970	7,321,601
LIABILITIES			
Accounts payable	6,578,091	1,836,564	8,414,655
Accrued payroll	1,406,764	396,980	1,803,744
Interest payable	81,611	117,281	198,892
Deposits	4,037,927	304,077	4,342,004
Unearned revenue	58,146	46,634	104,780
Long-term obligations:			
Due within one year	1,329,644	466,755	1,796,399
Due beyond one year	8,195,699	6,904,957	15,100,656
Net pension liability	63,794,687	14,651,676	78,446,363
Net OPEB obligation	6,720,816	-	6,720,816
Total liabilities	92,203,385	24,724,924	116,928,309
DEFERRED INFLOWS OF RESOURCES			
Pension related amounts	12,663,444	2,598,283	15,261,727
Total deferred inflows of resources	12,663,444	2,598,283	15,261,727
NET POSITION			
Net investment in capital assets	326,663,598	148,726,401	475,389,999
Restricted for:			
Debt service	7,854	-	7,854
Housing	25,231,714	-	25,231,714
Public safety	287,313	-	287,313
Public and capital facilities	49,240	-	49,240
Roads	10,414,045	-	10,414,045
Landscape maintenance and tidelands protection	1,476,938	-	1,476,938
Community services	1,390,683	-	1,390,683
Total restricted	38,857,787	-	38,857,787
Unrestricted	(49,845,837)	26,144,015	(23,701,822)
Total net position	\$ 315,675,548	\$ 174,870,416	\$ 490,545,964

See accompanying notes to the basic financial statements.

City of Antioch
Statement of Activities
For the Fiscal Year Ended June 30, 2015

Functions / Programs	Expenses	Indirect Costs	Program Revenues		
			Charges for Services	Operating Grants and Contributions	Capital Grants and Contributions
Primary government:					
General government	\$ 6,911,795	\$ 806,869	\$ 2,944,942	\$ 993,477	\$ -
Public works	19,043,027	288,912	1,376,682	5,927,853	1,836,284
Public safety	30,900,333	10,257	1,396,807	885,754	-
Parks and recreation	4,185,114	-	872,049	22,096	-
Community development	3,657,363	-	2,809,369	1,050,612	-
Interest on long-term liabilities	426,662	-	-	-	-
Total governmental activities	\$ 65,124,294	\$ 1,106,038	\$ 9,399,849	\$ 8,879,792	\$ 1,836,284
Business-type activities:					
Water	22,434,378	(874,005)	24,429,854	-	1,234,672
Sewer	5,267,611	(171,305)	5,012,817	-	1,063,257
Marina	955,043	(60,728)	516,044	-	-
Prewett Water Park	1,982,609	-	788,925	-	-
Total business-type activities	30,639,641	(1,106,038)	30,747,640	-	2,297,929
Total primary government	\$ 95,763,935	\$ -	\$ 40,147,489	\$ 8,879,792	\$ 4,134,213

General Revenues:

- Taxes:
 - Property taxes
 - Transient lodging tax
 - Franchise
 - Business license taxes based on gross receipts
 - Property transfer taxes
 - Sales and use tax
- Motor vehicle in lieu
- Park in lieu
- Investment income not restricted to specific programs
- Other
- Transfers

Total general revenues and transfers

Change in net position

Net position - beginning of year, as restated

Net position - end of year

Net (Expense) Revenue
and Changes in Net Position

Governmental Activities	Business-Type Activities	Total
\$ (2,166,507)	\$ -	\$ (2,166,507)
(9,613,296)	-	(9,613,296)
(28,607,515)	-	(28,607,515)
(3,290,969)	-	(3,290,969)
202,618	-	202,618
(426,662)	-	(426,662)
<u>\$ (43,902,331)</u>	<u>\$ -</u>	<u>(43,902,331)</u>
-	2,356,143	2,356,143
-	637,158	637,158
-	(499,727)	(499,727)
-	(1,193,684)	(1,193,684)
-	1,299,890	1,299,890
<u>(43,902,331)</u>	<u>1,299,890</u>	<u>(42,602,441)</u>
8,902,170	-	8,902,170
149,699	-	149,699
4,406,398	-	4,406,398
1,964,477	-	1,964,477
381,546	-	381,546
17,597,265	-	17,597,265
6,270,305	-	6,270,305
119,793	-	119,793
278,047	333,606	611,653
3,455,071	117,215	3,572,286
797,654	(797,654)	-
<u>44,322,425</u>	<u>(346,833)</u>	<u>43,975,592</u>
420,094	953,057	1,373,151
315,255,454	173,917,359	489,172,813
<u>\$ 315,675,548</u>	<u>\$ 174,870,416</u>	<u>\$ 490,545,964</u>

This page intentionally left blank.

MAJOR GOVERNMENTAL FUNDS

General Fund - The General Fund is used to account for all of the general revenues of the City not specifically levied or collected for other City funds and the related expenditures. The General Fund accounts for all financial resources of the City which are not accounted for in another fund. For the City, the General Fund includes such activities as general government, public works, public safety, parks and recreation and community development.

Housing and Community Development Fund - This fund accounts for grant funds received from the Federal government for the purpose of developing viable urban communities.

Gas Tax Fund - This fund accounts for revenues and related expenditures received from the State under the Streets and Highway Code Sections 2105, 2106, 2107, and 2107.5. The allocations must be spent for street maintenance or construction and a limited amount for engineering.

Housing Successor Fund - This fund was established to account for the administration of housing assets transferred by the former Antioch Development Agency to the City as Housing Successor.

This page intentionally left blank.

GOVERNMENTAL FUND FINANCIAL STATEMENTS

City of Antioch
Balance Sheet
Governmental Funds
June 30, 2015

	Special Revenue			
	Funds			
	General Fund	Housing and Community Development	Gas Tax	Housing Successor Fund
ASSETS				
Cash and investments	\$ 19,428,154	\$ 152,630	\$ 5,785,956	\$ 1,312,148
Receivables (net):				
Accounts	566,700	373,415	164,138	-
Taxes	2,920,766	-	281,049	-
Interest	160,095	-	-	-
Due from other funds	1,038,657	-	-	-
Prepaid items	36,811	-	-	40,673
Restricted cash and investments	-	-	-	-
Loans receivable	-	5,876,135	-	14,343,387
Due from Successor Agency Trust	-	-	-	3,349,891
Total assets	\$ 24,151,183	\$ 6,402,180	\$ 6,231,143	\$ 19,046,099
LIABILITIES				
Accounts payable	\$ 2,989,792	\$ 212,870	\$ 2,062,095	\$ 3,607
Accrued payroll	1,236,488	88	6,404	-
Deposits	2,697,323	-	-	-
Due to other funds	-	-	-	-
Unearned revenue	-	-	-	-
Total liabilities	6,923,603	212,958	2,068,499	3,607
DEFERRED INFLOWS OF RESOURCES				
Unavailable sales tax receipts	48,530	-	-	-
Unavailable AAPFFA receipts	-	-	-	-
Unavailable CDBG receipts	-	356,290	-	-
Total deferred inflows of resources	48,530	356,290	-	-
FUND BALANCES				
Nonspendable	38,511	-	-	40,673
Restricted	-	5,832,932	4,162,644	19,001,819
Committed	4,524,210	-	-	-
Assigned	1,085,633	-	-	-
Unassigned	11,530,696	-	-	-
Total fund balances	17,179,050	5,832,932	4,162,644	19,042,492
Total liabilities, deferred inflows of resources and fund balances	\$ 24,151,183	\$ 6,402,180	\$ 6,231,143	\$ 19,046,099

See accompanying notes to the basic financial statements.

City of Antioch
Balance Sheet
Governmental Funds
June 30, 2015

	Non-major Governmental Funds	Total
ASSETS		
Cash and investments	\$ 15,462,209	\$ 42,141,097
Receivables (net):		
Accounts	2,914,222	4,018,475
Taxes	382,733	3,584,548
Interest	-	160,095
Due from other funds	-	1,038,657
Prepaid items	93,220	170,704
Restricted cash and investments	4,332	4,332
Loans receivable	-	20,219,522
Due from Successor Agency Trust	-	3,349,891
Total assets	\$ 18,856,716	\$ 74,687,321
LIABILITIES		
Accounts payable	\$ 1,161,365	\$ 6,429,729
Accrued payroll	110,358	1,353,338
Deposits	1,340,604	4,037,927
Due to other funds	1,038,657	1,038,657
Unearned revenue	58,146	58,146
Total liabilities	3,709,130	12,917,797
DEFERRED INFLOWS OF RESOURCES		
Unavailable sales tax receipts	-	48,530
Unavailable AAPFFA receipts	6,648	6,648
Unavailable CDBG receipts	-	356,290
Total deferred inflows of resources	6,648	411,468
FUND BALANCES		
Nonspendable	92,702	171,886
Restricted	9,442,402	38,439,797
Committed	3,274,976	7,799,186
Assigned	2,432,561	3,518,194
Unassigned	(101,703)	11,428,993
Total fund balances	15,140,938	61,358,056
Total liabilities, deferred inflows of resources and fund balances	\$ 18,856,716	\$ 74,687,321

This page intentionally left blank.

City of Antioch
Reconciliation of the Governmental Funds Balance Sheet to the
Government-Wide Statement of Net Position - Governmental Activities
June 30, 2015

Fund Balances - Total Governmental Funds	\$ 61,358,056
<hr/>	
Amounts reported for governmental activities in the Statement of Net Position were different because:	
Capital assets used in governmental activities are not current financial resources. Therefore they were not reported in the Governmental Funds Balance Sheet. Capital assets, net of Internal Service Funds assets \$2,108,054	331,135,883
	<hr/>
Revenues received that are measurable but unavailable are recorded as deferred inflows in the fund financial statements	411,468
	<hr/>
Loss on refundings for long-term debt are deferred outflows of resources on the Statement of Net Position	117,194
	<hr/>
Contributions to the pension plan subsequent to the measurement date in the current fiscal year are deferred outflows of resources on the Statement of Net Position	5,857,532
	<hr/>
Net OPEB assets of governmental activities are not current financial resources. Therefore they are not reported in the Governmental Funds Balance Sheet.	1,076,961
	<hr/>
Internal service funds are used by management to charge the costs of vehicle repair and maintenance, stores, office equipment and replacement, and post employment medical benefits to individual funds. The assets and liabilities are included in governmental activities in the statement of net position.	8,192,563
	<hr/>
Certain liabilities, including bonds payable, are not due and payable in the current period and therefore are not reported in the governmental fund financial statements:	
Long-term debt:	
Due in one year, net of internal service funds liability of \$10,488	(1,319,156)
Due in more than one year, net of internal service funds liability of \$94,399	(8,101,300)
Net OPEB obligation	(6,720,816)
Net pension liability	(63,794,687)
Pension related amounts	(12,456,539)
Accrued interest payable	(81,611)
	<hr/>
Total long-term liabilities	(92,474,109)
	<hr/>
Net Position of Governmental Activities	\$ 315,675,548
	<hr/> <hr/>

See accompanying notes to the basic financial statements.

City of Antioch
Statement of Revenues, Expenditures and Changes in Fund Balances
Governmental Funds
For the Fiscal Year Ended June 30, 2015

	Special Revenue Funds			
	General Fund	Housing and Community Development	Gas Tax	Housing Successor Fund
REVENUES:				
Taxes	\$ 38,012,631	\$ -	\$ 2,965,738	\$ -
Licenses & permits	1,178,138	-	-	-
Fines and penalties	55,357	-	-	-
Investment income and rentals	552,328	1,500	48,730	9,183
Revenue from other agencies	1,565,675	697,827	1,021,981	-
Current service charges	7,879,340	81,811	-	-
Special assessment revenue	-	-	-	-
Other	1,360,936	117,345	-	305,280
Total revenues	50,604,405	898,483	4,036,449	314,463
EXPENDITURES:				
Current:				
General government	5,197,636	-	-	-
Public works	6,356,503	-	3,545,566	-
Public safety	30,312,461	-	-	-
Parks and recreation	-	-	-	-
Community development	2,864,734	1,140,030	-	205,004
Capital outlay	1,365,646	-	1,937,563	-
Debt service:				
Principal retirement	-	-	-	-
Interest and fiscal charges	-	-	-	-
Bond issuance costs	-	-	-	-
Total expenditures	46,096,980	1,140,030	5,483,129	205,004
REVENUES OVER (UNDER) EXPENDITURES	4,507,425	(241,547)	(1,446,680)	109,459
OTHER FINANCING SOURCES (USES):				
Refunding Bond Proceeds	-	-	-	-
Bond Premium	-	-	-	-
Transfers in	3,753,423	-	200,000	35,483
Transfers (out)	(1,916,393)	(35,483)	(1,571,896)	-
Total other financing sources (uses)	1,837,030	(35,483)	(1,371,896)	35,483
Net change in fund balances	6,344,455	(277,030)	(2,818,576)	144,942
FUND BALANCES:				
Beginning of year, as restated	10,834,595	6,109,962	6,981,220	18,897,550
End of year	\$ 17,179,050	\$ 5,832,932	\$ 4,162,644	\$ 19,042,492

See accompanying notes to the basic financial statements.

Non-major Governmental		
Funds	Total	
\$ 1,656,954	\$ 42,635,323	
-	1,178,138	
78,775	134,132	
873,440	1,485,181	
2,312,264	5,597,747	
3,049,464	11,010,615	
2,985,273	2,985,273	
584,808	2,368,369	
<u>11,540,978</u>	<u>67,394,778</u>	
910,897	6,108,533	
1,226,176	11,128,245	
1,513,792	31,826,253	
3,491,122	3,491,122	
316,845	4,526,613	
1,642,063	4,945,272	
5,310,214	5,310,214	
361,553	361,553	
59,436	59,436	
<u>14,832,098</u>	<u>67,757,241</u>	
<u>(3,291,120)</u>	<u>(362,463)</u>	
3,840,000	3,840,000	
582,530	582,530	
2,001,160	5,990,066	
<u>(2,347,490)</u>	<u>(5,871,262)</u>	
<u>4,076,200</u>	<u>4,541,334</u>	
785,080	4,178,871	
<u>14,355,858</u>	<u>57,179,185</u>	
<u>\$ 15,140,938</u>	<u>\$ 61,358,056</u>	

City of Antioch

Reconciliation of the Statement of Revenues, Expenditures, and Changes in Fund Balances of Governmental Funds to the Government-Wide Statement of Activities - Governmental Activities For the Fiscal Year Ended June 30, 2015

Net Change in Fund Balances - Total Governmental Funds	\$	4,178,871
---	----	-----------

Amounts reported for governmental activities in the Statement of Activities are different because:

Governmental funds report acquisition of capital assets as part of capital outlay as expenditures. However, in the Government-Wide Statement of Activities, the cost of those assets were allocated over their estimated useful lives as depreciation expense.

Capital outlay		4,945,272
Depreciation, net of internal service funds depreciation of \$566,264		(10,524,685)

In the Statement of Activities, capital assets donated to/from the City are reported as general revenue, whereas in the governmental funds, capital assets donated do not increase financial resources. Thus, the change in net assets differs from the change in fund balances by the value of the asset donated.

1,756,782

In the Statement of Activities, only the gain (loss) on the sale or disposal of capital assets is reported, whereas in the governmental funds, the disposal of assets decreases financial resources. Thus, the change in net assets differs from the change in fund balances by the net cost of the assets disposed.

(673,568)

Contributions to the pension plan in the current fiscal year are not included in the Statement of Activities

5,742,293

Revenues received that are measurable but unavailable are recorded as deferred inflows in governmental funds. However, in the government-wide statement of activities, the revenues increase financial resources.

253,626

Bond proceeds, premiums and loss on refunding are reported as financing sources in governmental funds and thus contribute to the change in fund balances. However, issuing debt increases the long-term liabilities in the statement of net assets and does not affect the statement of activities. Proceeds were received from:

Lease revenue bonds		(3,840,000)
Bond premium		(582,530)
Loss on refunding		124,520

Repayment of debt principal is an expenditure in the governmental funds, but the repayment reduces long-term liabilities in the Statement of Net Position.

Lease revenue bonds		4,915,000
Capital lease obligations		395,214

Some expenses reported in the Statement of Activities do not require the use of current financial resources and therefore are not reported as expenditures in governmental funds. In addition, interest on long-term debt is not recognized under the modified accrual basis of accounting until due, rather than as it accrues.

Increase in long-term claims liability		(56,815)
Decrease in long-term compensated absences		79,639
Amortization of debt discount, premium and loss on refunding		(46,797)
Decrease in net OPEB asset		(32,187)
Increase in net OPEB obligation		(2,190,259)
Pension expense		(5,198,720)
Decrease in accrued interest payable		41,124

Internal service funds are used by management to charge the costs of certain activities to individual funds. The net expense of certain activities of the internal service funds is reported with governmental activities.

926,409

Change in Net Position of Governmental Activities

\$ 213,189

See accompanying notes to the basic financial statements.

PROPRIETARY FUND FINANCIAL STATEMENTS

Water Fund - This fund accounts for the operation of the City's water utility, a self-supporting activity which provides services on a user charge basis to residences and businesses.

Sewer Fund - This fund accounts for the maintenance of the City's sewer lines and related facilities. It is a self-supporting activity which provides services on a user charge basis to residences and businesses.

Marina Fund - This fund accounts for the operation of the City's Marina, which includes renting berths and fueling boats.

Prewett Water Park - This fund accounts for the operation of the Prewett Water Park, an aquatic recreational park.

Internal Service Funds - These funds account for the maintenance and replacement of vehicles and equipment; the operational maintenance, and replacement of office equipment used by City departments; charges for workers' compensation expenses; charges for loss control, on a cost-reimbursement basis.

City of Antioch
Statement of Net Position
Proprietary Funds
June 30, 2015

	Business-type Activities - Enterprise Funds					Governmental
	Water	Sewer	Marina	Non-major Prewett Water Park	Total	Internal Service Funds
ASSETS						
Current assets:						
Cash and investments	\$ 31,863,568	\$ 13,952,018	\$ 1,092,315	\$ 274,836	\$ 47,182,737	\$ 3,415,051
Accounts receivables, net	3,085,746	684,945	71,407	10,654	3,852,752	717,327
Materials, parts and supplies	343,170	-	146	-	343,316	193,687
Prepaid items	48,277	1,336	310	1,024	50,947	3,341
Total current assets	35,340,761	14,638,299	1,164,178	286,514	51,429,752	4,329,406
Noncurrent assets:						
Capital assets:						
Nondepreciable:						
Land	1,002,231	14,553	469,953	2,071,730	3,558,467	-
Construction in progress	2,461,278	1,954,760	174,572	-	4,590,610	-
Depreciable:						
Water and sewer pipes	63,569,105	63,511,983	-	-	127,081,088	-
Structures and improvements	54,753,930	10,876,360	14,182,671	15,267,791	95,080,752	-
Vehicles and equipment	3,664,023	295,437	137,082	400,139	4,496,681	11,470,993
Less accumulated depreciation	(46,347,759)	(18,043,153)	(7,943,178)	(10,903,935)	(83,238,025)	(9,246,833)
Total capital assets	79,102,808	58,609,940	7,021,100	6,835,725	151,569,573	2,224,160
Total assets	114,443,569	73,248,239	8,185,278	7,122,239	202,999,325	6,553,566
DEFERRED OUTFLOWS OF RESOURCES						
Contributions to pension plan subsequent to the measurement date						
	765,689	286,784	33,004	54,493	1,139,970	-
Total deferred outflows of resources	765,689	286,784	33,004	54,493	1,139,970	-
LIABILITIES						
Current liabilities:						
Accounts payable	1,512,142	216,284	10,166	97,972	1,836,564	148,362
Accrued payroll	222,439	84,077	9,487	80,977	396,980	53,426
Interest payable	-	-	117,281	-	117,281	-
Deposits	216,120	-	33,184	54,773	304,077	-
Unearned revenue	-	-	-	46,634	46,634	-
Compensated absences - due within one year	43,314	5,224	271	812	49,621	10,488
Long Term Payable-DDSD due within one year	252,026	-	-	-	252,026	-
Marina loans payable - due within one year	-	-	165,108	-	165,108	-
Total current liabilities	2,246,041	305,585	335,497	281,168	3,168,291	212,276
Noncurrent liabilities:						
Long Term Payable-DDSD	3,780,298	-	-	-	3,780,298	-
Compensated absences - due in more than one year	389,825	47,020	2,439	7,311	446,595	94,399
Marina loans - due in more than one year	-	-	2,678,064	-	2,678,064	-
Net pension liability	9,841,165	3,685,942	424,193	700,376	14,651,676	-
Total noncurrent liabilities	14,011,288	3,732,962	3,104,696	707,687	21,556,633	94,399
Total liabilities	16,257,329	4,038,547	3,440,193	988,855	24,724,924	306,675
DEFERRED INFLOWS OF RESOURCES						
Pension related amounts						
	1,745,202	653,654	75,225	124,202	2,598,283	-
Total deferred inflows of resources	1,745,202	653,654	75,225	124,202	2,598,283	-
NET POSITION						
Net investment in capital assets	79,102,808	58,609,940	4,177,928	6,835,725	148,726,401	2,224,160
Unrestricted	18,103,919	10,232,882	524,936	(772,050)	28,089,687	4,022,731
Total net position	\$ 97,206,727	\$ 68,842,822	\$ 4,702,864	\$ 6,063,675	176,816,088	\$ 6,246,891

Some amounts reported for business-type activities in the statement of net assets are different because certain internal service fund assets and liabilities are included with business-type activities.

(1,945,672)
Net position of business-type activities \$ 174,870,416

City of Antioch
Statement of Revenues, Expenses and Changes in Net Position
Proprietary Funds
For the Fiscal Year Ended June 30, 2015

	Business-type Activities - Enterprise Funds					Governmental
	Water	Sewer	Marina	Non-major	Total	Internal
				Prewett Water Park		Service Funds
OPERATING REVENUES:						
Charges for services	\$ 24,429,854	\$ 5,012,817	\$ 516,044	\$ 788,925	\$ 30,747,640	\$ 4,889,843
Other revenue	59,753	32,464	19,338	5,660	117,215	738,121
Total operating revenues	24,489,607	5,045,281	535,382	794,585	30,864,855	5,627,964
OPERATING EXPENSES:						
Wages and benefits	4,896,652	1,983,323	190,708	800,747	7,871,430	1,255,245
Utilities	1,371,524	-	36,339	128,663	1,536,526	-
Contractual services	11,301,770	1,980,543	136,985	204,139	13,623,437	2,196,206
Tools and supplies	3,386,772	281,163	63,681	203,382	3,934,998	774,369
Depreciation	2,327,642	1,292,407	454,571	584,336	4,658,956	566,264
Repairs and maintenance	180,021	12,055	2,350	59,328	253,754	403,371
Total operating expenses	23,464,381	5,549,491	884,634	1,980,595	31,879,101	5,195,455
OPERATING INCOME (LOSS)	1,025,226	(504,210)	(349,252)	(1,186,010)	(1,014,246)	432,509
NONOPERATING REVENUES (EXPENSES):						
Gain (loss) from disposal of capital assets	-	-	-	-	-	41,693
Transfer of asset to Internal Service Fund	-	(89,350)	-	-	(89,350)	-
Investment income	221,610	104,448	7,226	322	333,606	20,434
Investment (expense)	-	-	(128,535)	-	(128,535)	-
Total nonoperating revenues (expenses)	221,610	15,098	(121,309)	322	115,721	62,127
INCOME (LOSS) BEFORE CAPITAL CONTRIBUTIONS AND TRANSFERS	1,246,836	(489,112)	(470,561)	(1,185,688)	(898,525)	494,636
Capital contribution - developer	640,475	817,060	-	-	1,457,535	-
Capital contribution - connection fees	594,197	246,197	-	-	840,394	-
Capital contribution - City	-	-	-	-	-	104,230
Transfers in	-	-	-	614,000	614,000	589,500
Transfers (out)	(661,524)	(649,417)	(1,717)	(9,646)	(1,322,304)	-
CHANGE IN NET POSITION	1,819,984	(75,272)	(472,278)	(581,334)	691,100	1,188,366
NET POSITION:						
Beginning of year, as restated	95,386,743	68,918,094	5,175,142	6,645,009		5,058,525
End of year	<u>\$ 97,206,727</u>	<u>\$ 68,842,822</u>	<u>\$ 4,702,864</u>	<u>\$ 6,063,675</u>		<u>\$ 6,246,891</u>

Some amounts reported for business-type activities in the statement of activities are different because the net revenue (expense) of certain internal service funds is reported with business-type activities.

	261,957
Change in net position of business-type activities	<u>\$ 953,057</u>

See accompanying notes to the basic financial statements.

City of Antioch
Statement of Cash Flows
Proprietary Funds
For the Fiscal Year Ended June 30, 2015

	Business-type Activities - Enterprise Funds					Governmental
	Water	Sewer	Marina	Non-major Prewett Water Park	Total	Internal Service Funds
CASH FLOWS FROM OPERATING ACTIVITIES:						
Cash receipt from customers	\$ 26,028,496	\$ 4,970,089	\$ 505,418	\$ 887,105	\$ 32,391,108	\$ -
Cash receipt from other funds	-	-	-	-	-	4,924,606
Cash paid to suppliers for goods and services	(17,402,853)	(2,143,197)	(243,986)	(611,017)	(20,401,053)	(3,447,397)
Cash paid to employees for services	(4,880,990)	(2,009,155)	(190,993)	(799,011)	(7,880,149)	(1,248,929)
Net cash provided by (used in) operating activities	3,744,653	817,737	70,439	(522,923)	4,109,906	228,280
CASH FLOWS FROM NONCAPITAL FINANCING ACTIVITIES:						
Due from other Funds	-	-	-	-	-	106,469
Transfers in	-	-	-	614,000	614,000	589,500
Transfers (out)	(661,524)	(649,417)	(1,717)	(9,646)	(1,322,304)	-
Net cash provided by (used in) noncapital financing activities	(661,524)	(649,417)	(1,717)	604,354	(708,304)	695,969
CASH FLOWS FROM CAPITAL AND RELATED FINANCING ACTIVITIES:						
Capital asset additions	(881,093)	(2,372,649)	(2,303)	(2)	(3,256,047)	(565,927)
Capital contributions	594,197	156,847	-	-	751,044	14,880
Principal paid on bonds	-	-	(158,010)	-	(158,010)	-
Interest paid on bonds	-	-	(135,053)	-	(135,053)	-
Net cash provided by (used in) capital and related financing activities	(286,896)	(2,215,802)	(295,366)	(2)	(2,798,066)	(551,047)
CASH FLOWS FROM INVESTING ACTIVITIES:						
Interest received	221,610	104,448	7,226	322	333,606	20,434
Net cash provided by (used in) investing activities	221,610	104,448	7,226	322	333,606	20,434
Net change in cash and cash equivalents	3,017,843	(1,943,034)	(219,418)	81,751	937,142	393,636
CASH AND CASH EQUIVALENTS:						
Beginning of year	28,845,725	15,895,052	1,311,733	193,085	46,245,595	3,021,415
End of year	<u>\$ 31,863,568</u>	<u>\$ 13,952,018</u>	<u>\$ 1,092,315</u>	<u>\$ 274,836</u>	<u>\$ 47,182,737</u>	<u>\$ 3,415,051</u>
RECONCILIATION OF OPERATING INCOME (LOSS) TO NET CASH PROVIDED BY (USED IN) OPERATING ACTIVITIES:						
Operating income (loss)	\$ 1,025,226	\$ (504,210)	\$ (349,252)	\$ (1,186,010)	\$ (1,014,246)	\$ 432,509
Adjustments to reconcile operating income (loss) to cash flows from operating activities:						
Depreciation	2,327,642	1,292,407	454,571	584,336	4,658,956	566,264
Decrease (increase) in:						
Accounts receivable	1,406,870	(75,192)	(27,431)	66,894	1,371,141	(703,358)
Materials, parts, and supplies	12,698	-	3,024	-	15,722	(56,551)
Prepaid items	(36,050)	1,689	(310)	(1,024)	(35,695)	152
Deferred outflows of resources for pensions	(154,970)	(58,043)	(6,680)	(11,029)	(230,722)	-
Increase (decrease) in:						
Accounts payable	(1,139,414)	128,875	(7,345)	(14,481)	(1,032,365)	(17,052)
Accrued payroll	42,720	21,303	1,999	4,920	70,942	11,159
Deposits	132,019	-	(2,533)	20,617	150,103	-
Deferred revenue	-	-	-	5,009	5,009	-
Accrued compensated absences	53,750	(16,869)	1,199	2,568	40,648	(4,843)
Net pension liability	(1,671,040)	(625,877)	(72,028)	(118,925)	(2,487,870)	-
Deferred inflows of resources for pensions	1,745,202	653,654	75,225	124,202	2,598,283	-
Net cash provided by (used in) operating activities	\$ 3,744,653	\$ 817,737	\$ 70,439	\$ (522,923)	\$ 4,109,906	\$ 228,280
SUPPLEMENTAL DISCLOSURE OF NONCASH CAPITAL AND RELATED FINANCING ACTIVITIES:						
Contributions (donations) of capital assets to/from the general government	\$ -	\$ (89,350)	\$ -	\$ -	\$ (89,350)	\$ 104,230
Capital assets contributed by developers	640,475	817,060	-	-	1,457,535	-
Total noncash capital and related financing activities	\$ 640,475	\$ 727,710	\$ -	\$ -	\$ 1,368,185	\$ 104,230

See accompanying notes to the basic financial statements.

FIDUCIARY FUND FINANCIAL STATEMENTS

City of Antioch
Statement of Fiduciary Fund Assets and Liabilities
Fiduciary Funds
June 30, 2015

ASSETS	Succesor Agency Private Purpose Trust Fund	Agency Funds
Cash and investments	\$ 3,165,242	\$ 1,746,006
Accounts receivable	-	37
Interest receivable	3	-
Prepaid Items	2,947	-
Restricted cash and investments	173,450	-
Capital assets:		
Nondepreciable	2,372,607	-
Depreciable, net	190,553	-
Total assets	\$ 5,904,802	\$ 1,746,043
DEFERRED OUTFLOWS OF RESOURCES		
Deferred loss on refunding	94,760	-
LIABILITIES		
Accounts payable	12,426	837,691
Accrued payroll	349	-
Interest payable	473,642	-
Due to City of Antioch	3,349,891	-
Due to others	-	908,352
Long-term obligations:		
Due within one year	1,734,569	-
Due beyond one year	25,454,033	-
Total liabilities	\$ 31,024,910	\$ 1,746,043
NET POSITION		
Held in trust for enforceable obligations of the former Antioch Development Agency	\$ (25,025,348)	

See accompanying notes to the basic financial statements.

City of Antioch
Statement of Changes in Fiduciary Net Position
Fiduciary Funds
For the Fiscal Year Ended June 30, 2015

	Successor Agency Private Purpose Trust Fund
ADDITIONS	
Contributions:	
Redevelopment Property Tax Trust Fund	\$ 2,966,025
Investment earnings:	
Investment income and rentals	9,539
Total additions	\$ 2,975,564
DEDUCTIONS	
Administrative expenses	\$ 96,552
Depreciation expense	18,568
Enforceable obligations	1,540,778
Total deductions	\$ 1,655,898
Change in net position	1,319,666
NET POSITION:	
Beginning of year	(26,345,014)
End of year	\$ (25,025,348)

See accompanying notes to the basic financial statements.

This page intentionally left blank.

City of Antioch
Notes to the Basic Financial Statements
For the year ended June 30, 2015



NOTE 1 - THE FINANCIAL REPORTING ENTITY

(a) Reporting Entity

The City of Antioch, California (the "City"), operates under the Council-Manager form of government and provides the following services: police, highways and streets, sanitation, health services, culture-recreation, public improvements, planning and zoning, general administration services, and water.

The governmental reporting entity consists of the City (Primary Government) and its component units. Component units are legally separate organizations for which the City is financially accountable or other organizations whose nature and significant relationship with the City are such that exclusion would cause the City's financial statements to be misleading or incomplete. Financial accountability is defined as the appointment of a voting majority of the component unit's board, and (1) either the City's ability to impose its will on the organization or (ii) there is potential for the organization to provide a financial benefit to or impose a financial burden on the City.

The basic financial statements include a blended component unit. The blended component unit, although a legally separate entity is, in substance, part of the City's operations and so data from this unit is combined with data of the primary government.

For financial reporting purposes, the City's basic financial statements include all financial activities that are controlled by or are dependent upon actions taken by the City's Council. The financial statements of the individual component unit may be obtained by writing to the City of Antioch, Finance Department, P.O. Box 5007, Antioch, CA 94531-5007.

(b) Blended Component Unit

Antioch Public Financing Authority

The Antioch Public Financing Authority (APFA) was formed for the purpose of financing the Water Treatment Plant Expansion, the Police Facilities Projects and other infrastructure improvements. The APFA and the City have a financial and operational relationship, which requires that the APFA's financial statements be blended into the City's financial statements. The APFA's Board consists exclusively of all five members of the City Council.

NOTE 2 - SUMMARY OF SIGNIFICANT ACCOUNTING POLICIES

(a) Basis of Presentation

Government-wide Financial Statements

The statement of net position and statement of activities display information about the primary government (the City) and its component units. These statements include the financial activities of the overall government, except for fiduciary activities. Eliminations have been made to minimize the double counting of internal activities. These statements distinguish between the *governmental* and *business-type activities* of the City. Governmental activities, which normally are supported by taxes and intergovernmental revenues and other non exchange transactions, are reported separately from business-type activities, which rely to a significant extent on fees charged to external parties.

The statement of activities presents a comparison between direct expenses and program revenues for each segment of the business-type activities of the City and for each function of the City's governmental activities. Direct expenses are those that are specifically associated with a program or function; and, therefore, are clearly identifiable to a particular function. Program revenues include 1) fees, fines and charges paid by the recipients of goods or services offered by the programs and 2) grants and contributions that are restricted to meeting the operational or capital requirements of a particular program.

City of Antioch
Notes to the Basic Financial Statements
For the year ended June 30, 2015



Revenues that are not classified as program revenues, including all taxes, are presented instead as general revenues.

Fund Financial Statements

The fund financial statements provide information about the City's funds, including fiduciary funds and blended component units. Separate statements for each fund category - *governmental, proprietary and fiduciary* - are presented. The emphasis of fund financial statements is on major governmental and enterprise funds, each displayed in a separate column. All remaining governmental and enterprise funds are separately aggregated and reported as non major funds.

Proprietary funds distinguish operating revenues and expenses and non operating items. Operating revenues and expenses generally result from providing services in connection with the fund's principal ongoing operations. The principal operating revenues of the City's enterprise and internal service funds are charges for customer services including: water and sewer charges, marina and water park fees, equipment maintenance and usage fees, and support charges. Operating expenses for enterprise funds and internal service funds include the cost of services, administrative expenses and depreciation on capital assets. All other revenues and expenses not meeting this definition are reported as non operating revenues and expenses.

The City reports the following major governmental funds:

- The *General Fund* is used to account for all of the general revenues of the City not specifically levied or collected for other City funds and the related expenditures. The General Fund accounts for all financial resources of the City which are not accounted for in another fund. For the City, the General Fund includes such activities as general government, public works, public safety, parks and recreation and community development.
- The *Housing and Community Development Fund* accounts for grant funds received from the Federal government for the purpose of developing viable urban communities.
- The *Gas Tax Fund* accounts for funds received from the State under the State Street and Highways Code. Gas tax funds are limited to research, planning, construction, improvement, maintenance and operation of public streets and streetlights.
- The *Housing Successor Fund* was established by the City with when it elected to become the Housing Successor to the Antioch Development Agency with the abolishment of redevelopment under AB 1X 26. This fund accounts for the administration of housing activities of the former Low and Moderate Income Housing Fund of the redevelopment agency.

The City reports the following major enterprise funds:

- The *Water Fund* accounts for the operation of the City's water utility, a self-supporting activity, which provides services on a user charge basis to residences and businesses.
- The *Sewer Fund* accounts for the maintenance of the City's sewer lines and related facilities. It is a self-supporting activity, which provides services on a user charge basis to residences and businesses.
- The *Marina Fund* accounts for the operation of the City's Marina Complex, which includes renting berths and fueling boats to the public.

The City reports the following additional fund types:

- *Internal Service Funds* account for the maintenance and replacement of vehicles and equipment; the operation, maintenance, and replacement of office equipment used by City departments; charges for workers' compensation expenses; and charges for loss control, on a cost-reimbursement basis.

City of Antioch
Notes to the Basic Financial Statements
For the year ended June 30, 2015



- *Agency Funds* account for assets held by the City in the capacity of agent for individuals (refundable cash bonds and employee benefits), other governmental agencies (Fire Protection District and ECWMA) and special assessment debt without city commitment.
- *Private Purpose Trust Funds* account for the assets and liabilities held by the City as Successor Agency to the Antioch Development Agency.

(b) Measurement Focus, Basis of Accounting

The government-wide, proprietary and fiduciary fund financial statements are reported using the economic resources measurement focus. Agency funds have no measurement focus. The government-wide and proprietary fund financial statements are reported using the accrual basis of accounting. Revenues are recorded when earned and expenses are recorded at the time liabilities are incurred, regardless of when the related cash flows take place. Non exchange transactions, in which the City gives (or receives) value without directly receiving (or giving) equal value in exchange, include property and sales tax, grants, entitlements and donations. On an accrual basis, revenue from property taxes is recognized in the fiscal year for which the taxes are levied. Revenues from sales tax are recognized when the underlying transactions take place. Revenues from grants, entitlements and donations are recognized in the fiscal year in which all eligibility requirements have been satisfied.

Governmental funds are reported using the current financial resources measurement focus and the modified accrual basis of accounting. Under this method, revenues are recognized when measurable and available. Property and sales taxes, interest, certain state and federal grants and charges for services are accrued when their receipt occurs within sixty days after the end of the accounting period so as to be both measurable and available. Expenditures are generally recorded when a liability is incurred, as under accrual accounting. However, debt service expenditures, as well as expenditures related to claims and judgments are recorded only when payment is due. General capital assets acquisitions are reported as expenditures in governmental funds. Proceeds of general long-term debt and capital leases are reported as other financing sources.

Under the terms of grant agreements, the City funds certain programs by a combination of specific cost-reimbursement grants, categorical block grants and general revenues. Thus, when program expenses are incurred, there are both restricted and unrestricted net assets available to finance the program. It is the City's policy to first apply cost-reimbursement grant resources to such programs, followed by categorical block grants, and then by general revenues. With respect to the gas tax fund, it is the City's policy to first apply revenues other than the gas tax itself to expenditures incurred within that program. Private-sector standards of accounting and financial reporting issued prior to December 1, 1989, generally are followed in both the government-wide and enterprise fund financial statements to the extent that those standards do not conflict with or contradict guidance of the Governmental Accounting Standards Board (GASB). Governments also have the option of following subsequent private-sector guidance for their business-type activities and enterprise funds, subject to the same limitation. The City has elected not to follow subsequent private-sector guidance.

(c) Internal Investment Pool

The City maintains an internal investment pool that is available for use by all funds. Investments in non-participating interest earning contracts (including guaranteed investment contracts) are reported at cost, and all other investments at fair value. Fair value is determined annually and is based on current market prices. The method of allocating interest earned on pooled deposits and investments among funds is based on average cash balances.

For purposes of the accompanying statement of cash flows for the enterprise and internal service funds, cash equivalents are defined as investments with original maturities of 90 days or less, which are readily convertible to known amounts of cash. The City considers all pooled cash and investments (consisting of cash and investments and restricted cash and investments) held by the City as cash and cash equivalents because the pool is used essentially as a demand deposit account from the standpoint of the funds. The City also considers all non-pooled cash and investments (consisting of cash with fiscal agent

City of Antioch
Notes to the Basic Financial Statements
For the year ended June 30, 2015



and restricted cash and investments held by fiscal agent) as cash and cash equivalents because investments meet the criteria for cash equivalents defined above.

(d) Receivables

During the course of normal operations, the City carried various receivable balances for taxes, interest, services, loan, utilities and special assessments. Accounts receivables are shown net of an allowance for doubtful accounts of \$185,399 in the General Fund and \$259,626 in the Water Enterprise Fund.

(e) Materials, Parts and Supplies

Material, parts and supplies are valued at average cost. Material, parts and supplies recorded in the internal service funds consist of expendable supplies for consumption. The cost is recorded as an expense at the time individual inventory items are consumed. Material, parts and supplies recorded in the Marina Enterprise Fund consists primarily of merchandise held for resale to the public.

(f) Loans Receivable

For the purposes of the governmental funds financial statements, expenditures related to long-term loans arising from loan subsidy programs are recorded as a loan receivable upon funding. The balance of the long-term loans receivable includes loans that may be forgiven if certain terms and conditions of the loans are met. For purposes of both the governmental and government-wide financial statements, long-term loans are net of an allowance.

(g) Bond Issuance Costs, Original Issue Discounts and Premiums and Refunding of Debt

In the government-wide financial statements and the proprietary fund financial statements, long-term debt and other long-term obligations are reported as liabilities in the applicable governmental activities, business-type activities, or proprietary fund statement of net position. Bond premiums and discounts, are deferred and amortized over the life of the bonds. Bonds payable are reported net of the applicable bond premium or discount.

In the fund financial statements, governmental fund types recognize bond premiums and discounts, as well as bond issuance costs, during the current period. Issuance costs, whether or not withheld from the actual debt proceeds received are reported as debt service expenditures.

Gains or losses occurring from advance refundings, completed subsequent to June 30, 1993, are deferred and amortized into expense for both business-type activities and proprietary funds. For governmental activities, they are deferred and amortized into expense if they occurred subsequent to June 30, 2001.

(h) Capital Assets

Capital assets (including infrastructure) are recorded at historical cost or at estimated historical cost if actual historical cost is not available. Contributed capital assets are valued at their estimated fair market value on the date contributed. Capital assets include public domain (infrastructure) general capital assets consisting of certain improvements including roads, bridges, water/sewer, lighting systems, drainage systems, and flood control. The City defines capital assets as assets with an estimated useful life in excess of one year and an initial, individual cost of \$5,000 or more. Capital assets used in operations are depreciated or amortized (assets under capital leases) using the straight-line method over the lesser of the capital lease period or their estimated useful lives in the government-wide statements and proprietary funds.

City of Antioch
Notes to the Basic Financial Statements
For the year ended June 30, 2015



The estimated useful lives are as follows:

Infrastructure	20 to 50 years
Water and Sewer Pipes	75 years
Structures and Improvements	10-30 years
Equipment	5-20 years
Vehicles	5-15 years

Maintenance and repairs are charged to operations when incurred. Betterments and major improvements, which significantly increase values, change capacities or extend useful lives, are capitalized. Upon sale or retirement of capital assets, the cost and related accumulated depreciation are removed from the respective accounts and any resulting gain or loss is included in the results of operations.

(i) Property Taxes and Special Assessments Revenue

Revenue is recognized in the fiscal year for which the tax and assessment are levied. The County of Contra Costa levies, bills and collects property taxes and special assessments for the City; under the County's "Teeter Plan", the County remits the entire amount levied and handles all delinquencies, retaining interest and penalties.

Taxes are levied for each fiscal year on taxable real and personal property situated in the County. The levy is based on the assessed values as of the preceding January 1st, which is also the lien date. Property taxes on the secured roll are due in two installments: November 1st and February 1st and become delinquent after December 10th and April 10th, respectively. Supplemental property taxes are levied based on changes in assessed values between the date of real property sales or construction completion and the preceding assessment date. The additional supplemental property taxes are prorated from the first day of the month following the date of such occurrence. Property taxes on the unsecured roll are due on the lien date (January 1), and become delinquent if unpaid by August 31st.

Special assessment districts are established in various parts of the City to provide improvements to properties located in those districts. Properties are assessed for the cost of improvements; these assessments are payable over the term of the debt issued to finance the improvements.

(k) Accumulated Compensated Absences

The City accrues the cost for compensated absences (vacation, sick leave and comp time) when they are earned. City employees have a vested interest in accrued vacation time and all vacation hours will eventually either be used or paid by the City. Generally, employees earn and use their current vacation hours with a small portion being accrued or unused each year. As this occurs, the City incurs an obligation to pay for these unused hours. Sick leave benefits are only vested for employees with more than 10 years of service, up to a maximum of 40% of 800 hours.

(l) Interfund Transactions

Interfund transactions are reflected as either loans, services provided, reimbursements or transfers. Loans are reported as receivables and payables as appropriate, are subject to elimination upon consolidation and are referred to as either "due to/from other funds" (i.e., the current portion of interfund loans) or "advances to/from other funds" (i.e., the noncurrent portion of interfund loans). Any residual balances outstanding between the governmental activities and the business-type activities are reported in the government-wide financial statements as "internal balances". Advances between funds, as reported in the fund financial statements, are offset by a fund balance reserve account in applicable governmental funds to indicate that they are not available for appropriation and are not available financial resources.

City of Antioch
Notes to the Basic Financial Statements
For the year ended June 30, 2015



Services provided, deemed to be at market or near market rates, are treated as revenues and expenditures/expenses. Reimbursements are when one fund incurs a cost, charges the appropriate benefiting fund and reduces its related cost as a reimbursement. All other interfund transactions are treated as transfers. Transfers within governmental or proprietary funds are netted as part of the reconciliation to the government-wide presentation.

(m) Pensions

For purposes of measuring the net pension liability and deferred outflows/inflows of resources related to pensions, and pension expense, information about the fiduciary net position of the City's California Public Employees' Retirement System (CalPERS) plans (Plans) and Public Agency Retirement System (PARS) plan and additions to/deductions from the Plans' fiduciary net position have been determined on the same basis as they are reported by CalPERS and PARS. For this purpose, benefit payments (including refunds of employee contributions) are recognized when due and payable in accordance with the benefit terms. Investments are reported at fair value.

Pension liabilities and related costs are allocated to proprietary funds based on each fund's proportionate share of the total current contribution. As Internal Service funds mainly serve governmental funds, pension liabilities and related costs for those employees are accounted for in governmental activities.

(n) Estimates

The preparation of basic financial statements in conformity with accounting principles generally accepted in the United States of America requires management to make estimates and assumptions that affect certain reported amounts and disclosures. Accordingly, actual results could differ from those estimates.

(l) New Pronouncements

In fiscal year 2015, the City adopted the following Governmental Accounting Standards Board Statements:

- GASB Statement No. 68, *Accounting and Financial Reporting for Pensions – an amendment of GASB Statement No. 27* - This statement establishes new pension reporting requirements for employers. The City restated beginning net position as part of implementation of this standard.
- GASB Statement No. 69, *Government Combinations and Disposals of Government Operations* – This statement has no impact on the City. There was no effect on net position as part of implementation of this standard.
- GASB Statement No. 71, *Pension Transition for Contributions Made Subsequent to the Measurement Date – an amendment of GASB Statement No. 68* – This statement clarifies the transition year provisions of GASB 68. The City restated beginning net position as part of implementation of this standard.

NOTE 3 – STEWARDSHIP, COMPLIANCE AND ACCOUNTABILITY

(a) Expenditures in Excess of Budget

Expenditures in the funds below exceeded appropriations by the amounts indicated, largely because budgets were not revised for higher than anticipated expenditures. Sufficient resources were available to finance these expenditures, primarily in the form of higher revenues and transfers than expected or from available fund balance.

City of Antioch
Notes to the Basic Financial Statements
For the year ended June 30, 2015



	Appropriated Final Budget	Actual Expenditures	Excess
<i>Major Special Revenue Funds:</i>			
Housing Successor	\$ 134,236	\$ 205,004	\$ (70,768)
<i>Nonmajor Special Revenue Funds:</i>			
Delta Fair Property	481	554	(73)
Civic Arts	45,496	45,824	(328)
Supplemental Law Enforcement	15	19	(4)
Street Impact	700	760	(60)
<i>Nonmajor Capital Project Funds:</i>			
Hillcrest Bridge District	278	292	(14)
Residential Development Allocation	50	104	(54)
Development Impact Fee	50	56	(6)

NOTE 4 - CASH AND INVESTMENTS

(a) Cash and Investment Balances

The City has the following cash and investments at June 30, 2015:

Cash and investments:	
Petty cash	\$ 5,670
Deposits in banks	16,686,698
Certificate of Deposit	12,391,717
U.S. Government securities	24,304,177
U.S. Government agencies	11,690,800
Medium-term corporate notes	18,563,246
Asset Backed Securities	3,795,943
California Local Agency Investment Fund	10,211,882
Total cash and investments	<u>97,650,133</u>
Restricted cash and investments:	
Money market	177,782
Total restricted cash and investments	<u>177,782</u>
Total	<u>\$ 97,827,915</u>

City of Antioch
Notes to the Basic Financial Statements
For the year ended June 30, 2015



Cash and investments are presented on the Statement of Net Position as follows at June 30, 2015:

	Government-Wide Statement of Net Position	Fiduciary Funds Statement of Assets and Liabilities	Total
Cash and investments	\$ 92,738,885	\$ 4,911,248	\$ 97,650,133
Restricted cash and investments	4,332	173,450	177,782
Total	<u>\$ 92,743,217</u>	<u>\$ 5,084,698</u>	<u>\$ 97,827,915</u>

The City's dependence on property tax receipts, which are received semi-annually, requires it to maintain significant cash reserves to finance operations during the remainder of the year. The City pools cash from all sources and all funds, except amounts required to be held with fiscal agents, so that it can be safely invested at maximum yield and liquidity. Investment income is allocated among funds on the basis of average month-end cash balances.

Restricted cash and investments at June 30, 2015 was \$177,782, which was held by trustees or fiscal agents. These funds may only be used for specific capital outlay or for the payment of certain bonds or tax allocation bonds, and have been invested only as permitted by State statutes or applicable City ordinance, resolution or bond indentures.

(b) Cash Deposits

The carrying amount of the City's cash deposits was \$16,686,698 at June 30, 2015. The bank balance at June 30, 2015, was \$15,730,264, which was fully insured and/or was collateralized with securities held by the pledging financial institutions in the City's name as described in the following paragraph.

The California Government Code requires California banks and savings and loan associations to secure the City's cash deposits by pledging securities as collateral. This Code states that collateral pledged in this manner shall have the effect of perfecting a security interest in such collateral superior to those of a general creditor. Thus, collateral for cash deposits is considered to be held in the City's name. The fair value of pledged government securities must equal at least 110% of the City's cash deposits. California law also allows institutions to secure City deposits by pledging first trust deed mortgage notes having a value of 150% of the City's total cash deposits. The City has waived collateral requirements for cash deposits, which are fully insured up to \$250,000 by the Federal Deposit Insurance Corporation or Savings Association Insurance Fund.

(c) Investments

The City's investment policy, bond indentures, and Section 53601 of the California Government Code allow the City to invest in the following types of investments:

- Securities of the U.S. Government or its agencies
- Certificates of Deposit
- Bankers' Acceptances
- Commercial Paper
- Investment Grade Medium Term Corporate Notes
- Repurchase Agreements
- Local Agency Investment Fund Deposits
- Insured Savings Accounts or Money Market Accounts
- Guaranteed Investment Contracts

City of Antioch
Notes to the Basic Financial Statements
For the year ended June 30, 2015



Collateralized Mortgage Obligations
 Mutual funds as permitted by the Code

The City did not enter into reverse repurchase agreements during the year ended June 30, 2015.

At June 30, 2015, the City's investment position in the State of California Local Agency Investment Fund (LAIF) was \$10,211,882. This amount reflects the City's market value share in the pool. A factor of 100.0375979% was used to determine the market value. The total amount invested by all public agencies in LAIF at that day was \$69,641,162,418. Of that amount, 97.92% is invested in non derivative financial products and 2.08%, as compared to 1.86% in previous year, in structured notes and asset-backed securities. The Local Investment Advisory Board (Board) has oversight responsibility for LAIF. The Board consists of five members as designated by State Statute. The value of the pool shares in LAIF, which may be withdrawn, is determined on an amortized cost basis, which is different than the fair value of the City's position in the pool. Information is not available on whether the mutual funds in which the City has invested used, held or wrote derivative products during the fiscal year ended June 30, 2015.

(d) Interest Rate Risk

As a means of limiting its exposure to fair value losses arising from interest rates, the City's investment policy limits investments to a maximum maturity of five years.

At June 30, 2015, the City had the following investment maturities:

Investment Type	Fair Value	Investment Maturities (In Years)		
		Less than 1	1 to 2	2 to 3
U.S. Government securities	\$ 24,304,177	\$ 1,754,019	\$ 10,798,390	\$ 11,751,768
U.S. Government agencies	11,690,800	2,289,614	9,147,307	253,879
Medium-term corporate notes	18,563,246	1,376,062	6,884,372	10,302,812
Asset-Backed securities	3,795,943	299,919	934,308	2,561,716
Certificate of Deposit	12,391,717	12,391,717	-	-
Total	\$ 70,745,883	\$ 18,111,331	\$ 27,764,377	\$ 24,870,175

(e) Credit Risk

State law limits investments in commercial paper and corporate bonds to the top two ratings issued by nationally recognized statistical rating organizations (NRSROs). It is the City's policy to limit its investments in these investment types to the top rating issued by NRSROs, including raters Standard & Poor's and Moody's Investor's Service. At June 30, 2015, the City's credit risks, expressed on a percentage basis, were as follows:

City of Antioch
Notes to the Basic Financial Statements
For the year ended June 30, 2015



Credit Quality Distribution for Securities with Credit Exposure as a Percentage of Total Investments

Investment Type	S&P's Credit Rating	% of Investments
U.S. Government securities	AA+	34.35%
U.S. Government agencies	AAA	1.44%
U.S. Government agencies	AA+	8.62%
U.S. Government agencies	AA	0.63%
U.S. Government agencies	AA-	1.68%
U.S. Government agencies	A+	2.57%
U.S. Government agencies	NR	0.97%
Medium-term corporate notes	AA+	2.74%
Medium-term corporate notes	AA-	5.52%
Medium-term corporate notes	AA	1.65%
Medium-term corporate notes	A+	7.72%
Medium-term corporate notes	A	6.79%
Medium-term corporate notes	A-	1.82%
Certificate of Deposit	A+1	1.49%
Certificate of Deposit	A-1	6.32%
Certificate of Deposit	A+	1.91%
Certificate of Deposit	AA-	7.80%
Asset-Backed securities	AAA	4.26%
Asset-Backed securities	NR	1.72%
Total		100.00%

(f) Custodial Credit Risk

For an investment, custodial credit risk is the risk that, in the event of the failure of the counterparty, the City will not be able to recover the value of its investments or collateral securities that are in the possession of an outside party. None of the City's investments were subject to custodial credit risk.

NOTE 5 – MEASURE C SALES TAX

On June 11, 2013, the City Council approved Ordinance No. 2068-C-S providing for a half cent local transactions and use tax, which was approved by a majority of the electorate on November 5, 2013 and is referred to as Measure C, *Restoring Antioch Services Sales Tax*. The term of the tax is seven years from April 1, 2014 and requires the establishment of an oversight committee to review receipt and expenditure of funds. Although the tax was passed as a general measure, the City Council has committed use of the funds to enhance Police and Code Enforcement services.

In fiscal year 2015, \$5,583,640 in Measure C monies were received. Of this amount \$5,470,955 was allocated to Public Safety and \$112,685 was allocated and spent on Code Enforcement Services. Of the amount allocated to Public Safety, \$2,441,399 was spent in fiscal year 2015 and \$3,928,271 of unspent funds have been committed for Police Services in the General Fund fund balance to be spent in the next fiscal year. The \$3,928,271 represents the unspent allocation of fiscal year 2015 receipts as well as unspent funds remaining from June 30, 2014 totaling \$898,689.

City of Antioch
Notes to the Basic Financial Statements
For the year ended June 30, 2015



NOTE 6 - INTERFUND RECEIVABLES, PAYABLES AND TRANSFERS

(a) Current Balances

Current balances are expected to be repaid in the normal course of business during the following fiscal year. The City's current balances represent loans to cover temporary shortages of cash in individual funds.

The composition of interfund balances as of June 30, 2015, is as follows:

	Due From Other Funds
	General Fund
Nonmajor Governmental Funds	\$1,038,657
	<u>\$1,038,657</u>

(b) Due from Successor Agency Trust Fund

At June 30, 2015, the Housing Fund has a receivable due from the Successor Agency Private Purpose Trust Fund in the amount of \$3,349,891. Prior to the dissolution of redevelopment, Health and Safety Code required Project Areas to annually set aside 20% of tax increment revenues for low and moderate income housing development. Project Area #1 was formed prior to the year this requirement was established and the Agency began repaying the unfunded set-aside in fiscal year 1997. With the dissolution of redevelopment pursuant to AB 1X 26 as amended by AB1484, this asset has been transferred to the Housing Successor Fund and related liability of the former Project Area #1 to the Successor Agency Trust. The liability is included on the Successor Agency's Enforceable Obligations Schedule and repayment resumed in the 2014-15 fiscal year as approved by the State of California Department of Finance.

(c) Transfers to/from Other Funds

Transfers are indicative of funding for capital projects, lease payments or debt service, subsidies of various City operations and re-allocations of special revenues. The following schedule summarizes transfers between funds. The most significant transfers which occurred were \$1,010,000 from the Gas Tax Special Revenue Fund and \$1,123,500 from the Street Impact Special Revenue Fund to the General Fund to pay for street maintenance.

City of Antioch
Notes to the Basic Financial Statements
For the year ended June 30, 2015



Transfers In							
	<u>Major Fund</u>			<u>Major Fund</u>			Total
	General Fund	Gas Tax	Housing Successor	Nonmajor Governmental Funds	Prewett Water Park Enterprise	Internal Service	
	\$ -	\$ -	\$ -	\$ 1,037,393	\$ 579,000	\$ 300,000	
-	-	35,483	-	-	-	35,483	
1,010,000	-	-	561,896	-	-	1,571,896	
2,167,423	-	-	145,067	35,000	-	2,347,490	
288,000	100,000	-	128,774	-	144,750	661,524	
288,000	100,000	-	116,667	-	144,750	649,417	
-	-	-	1,717	-	-	1,717	
-	-	-	9,646	-	-	9,646	
<u>\$ 3,753,423</u>	<u>\$ 200,000</u>	<u>\$ 35,483</u>	<u>\$ 2,001,160</u>	<u>\$ 614,000</u>	<u>\$ 589,500</u>	<u>\$ 7,193,566</u>	

NOTE 7 - LOANS RECEIVABLE

The composition of the City's governmental activities loans receivable including interest as of June 30, 2015, is as follows:

Rental and Housing Rehabilitation Loans	\$ 2,739,046
Multi-unit Rental Rehabilitation Loans:	
West Rivertown Apartments/Eden Housing Project	6,608,243
Terrace Glen Project	2,063,881
Pinecrest Apartment Project	1,244,398
Rivertown Senior Housing	242,750
Riverstone Apartment	2,434,494
Hillcrest Terrace Project	1,376,088
Tabora Gardens	2,560,249
NSP Loans	49,135
Lone Tree Golf Course	1,122,165
Other loans	1,443,980
Allowance	(1,664,907)
Total governmental activities (net)	<u>\$ 20,219,522</u>

(a) Rental and Housing Rehabilitation Loans

The City administers rental and home improvement revolving loan funds using federal Community Development Block Grant (CDBG) funds and prior to 2013, redevelopment funds. The program provides below market rate loans, secured by deeds of trust, to eligible participants for rental and housing rehabilitation. Although payments for most loans are amortized over an established payment schedule,

City of Antioch
Notes to the Basic Financial Statements
For the year ended June 30, 2015



some loans allow for deferred payment of accrued interest and principal until the homeowner's property is sold or transferred, primarily for seniors and very low-income families. Repayments received from the outstanding loans are used to make additional rental and housing rehabilitation loans. Principal and interest outstanding balances at June 30, 2015, are \$2,739,046.

(b) Multi-Unit Rental Rehabilitation Loans

The City administers the following multi-unit rental improvement revolving loan funds using federal CDBG funds and prior to 2012, Antioch Development Agency Housing Set Aside monies.

West Rivertown Apartments/Eden Housing Project

The City and Agency have entered into three loan agreements with Eden Housing for the development of the West Rivertown Apartments. The agreements are as follows:

This project is the construction of a 57-unit, affordable housing townhouse development in the City's downtown with financing assistance from the Agency and several other agencies. In May 2000, the Agency entered into a disposition, development and loan agreement with Eden Rivertown Limited Partnership (the Developer). Under the terms of the loan agreement, the Developer must repay up to \$3,601,686 (maximum loan amount) to the Agency, which includes the purchase of the land from the Agency. The loan bears an interest rate of 3% per annum. The Developer is required to make annual payments of principal and interest to the Agency in the amount of 100% of residual receipts, less the portion of the residual receipts that is owed to Contra Costa County. Payments are to begin the July 1st after project completion and will end on the 55th anniversary date of the Agency promissory note dated February 11, 2002. Principal and interest outstanding at June 30, 2015 is \$4,899,115.

In 1994, the City loaned Community Housing Opportunities (CHOC) \$203,755 for the acquisition of property. CHOC determined that their planned development of this property was no longer feasible, and in November 2005, the City, the Agency, and CHOC agreed to the transfer of ownership of the property and loan to Eden Housing for the development of 40 units of affordable housing to expand the West Rivertown Project in the City's downtown. In order to complete the project, the Agency agreed to loan Eden Housing an additional \$1,458,400. The loan for \$203,755 is non-interest bearing and all principal and interest payments are deferred and will be forgiven at the expiration of the term. The loan for \$1,458,400 bears an interest rate of 3% per annum and will end on the 55th anniversary date of the issuance of certificates of occupancy by the City. Principal and interest outstanding on this loan at June 30, 2015 is \$1,709,128.

Terrace Glen Project

This project consists of a 32-unit, multifamily rental housing development. In August 1998, the City and former redevelopment agency made a commitment for \$850,000 in Community Development Block Grant (CDBG) funds, and \$547,625 in housing set-aside funds, respectively, towards this project. Commencing November 6, 1996, the loan accrues simple interest at 3% per annum. The 55-year term loan is secured by a deed of trust. Commencing on October 1, 1999, and on October 1 of each year thereafter, the developer will pay the City's/Agency's pro-rata percentage of the lender's share of residual receipts to the extent there are residual receipts. Payments will be first credited against accrued interest and then against principal. Any outstanding principal and interest is due and payable in full in March 2054. Principal and interest outstanding at June 30, 2015 is \$2,063,880.

Pinecrest Apartment Project

This project consists of a 24-residential unit development. In September 2000, the City and the former redevelopment agency made a commitment for \$570,000 in CDBG funds and \$300,000 in housing set-

City of Antioch
Notes to the Basic Financial Statements
For the year ended June 30, 2015



aside funds, respectively, towards this project. Commencing on the first date of disbursement, the loan accrues simple interest at 3% per annum. The 55-year term loan is secured by a deed of trust.

Commencing on May 1, 2002, and on May 1 of each year thereafter, the developer will pay the City a pro-rate percentage of the lender's share of residual receipts to the extent there are residual receipts. Payments will be first credited against accrued interest and then against principal. Any outstanding principal and interest is due and payable in full in May 2055. Principal and interest outstanding at June 30, 2015 is \$1,244,398.

Rivertown Senior Housing

This project consists of a fifty-unit, affordable senior housing project. In September 1992, the former redevelopment agency made a commitment for \$442,750 in housing set-aside funds toward this project. In September 2001, the loan was amended to reduce the principal amount by \$200,000 to reflect funds not borrowed for the project. The loan is noninterest bearing and secured by a deed of trust with affordable housing requirements for 40 years. The balance of the loan is due and payable on October 1, 2033. Principal outstanding at June 30, 2015 is \$242,750.

Riverstone Apartments

This project consists of acquisition and rehabilitation of 136 apartment rental units for low and very low income households. On July 1, 2007, the former redevelopment agency made a commitment for \$2,025,000 in housing set-aside funds toward this project. Commencing on the first date of disbursement, the loan accrues simple interest at 3% per annum. The 55-year loan term is secured by a deed of trust. Commencing on May 1st following the fifteenth anniversary of the first disbursement of the loan, and on May 1st of each year thereafter for the term of the loan, the developer will make repayments equal to the lesser of (i) the amount necessary to fully amortize the repayment of principal and interest on the loan for the remaining term or (ii) residual receipts. Payments will be first credited against accrued interest and then principal. Principal and interest outstanding at June 30, 2015 is \$2,434,494.

Hillcrest Terrace Project

This project consists of a 65-unit affordable senior housing project. In October 1998, the former redevelopment agency made a commitment for \$731,175 in housing set-aside funds towards this project. Commencing on the first date of disbursement, the loan accrues simple interest at 3% per annum. The 55-year term loan is secured by a deed of trust. Commencing on the June 1 after project completion, and on June 1 of each year thereafter, the developer will pay the Agency one-half of the residual receipts to the extent there is residual receipts. Payments will be first credited against accrued interest and then against principal. Any outstanding principal and interest is due and payable in full in June 2055. In September 2001, the Agency made a commitment of an additional \$200,000 due and payable October 1, 2038. Principal and interest outstanding for these loans at June 30, 2015 is \$1,376,088.

Tabora Gardens

This project consists of acquisition and development of 85 units of senior, multifamily housing affordable to low income households. On June 6, 2011, the former redevelopment agency made a commitment for \$300,000 in housing set-aside funds toward this project. Commencing on the first date of disbursement, the loan accrues simple interest at 3% per annum. The 58-year loan term is secured by a deed of trust. The loan is fully deferred and payment in full, including interest, is due upon expiration of the term. Principal and interest outstanding at June 30, 2015 is \$2,560,249.

NSP Loans

The City provides loans of CDBG Neighborhood Stabilization Program funds to low and moderate income eligible persons that purchase homes through the NSP program implemented by Heart and Hands of Compassion. The loans are to assist in the purchase of the properties. The loans expire 30 years from the date of the notes, and payments of principal and interest are deferred until the end of the term. The

City of Antioch
Notes to the Basic Financial Statements
For the year ended June 30, 2015



unpaid principal balance, plus any shared appreciation, is due and payable upon expiration of the term, transfer of the property, or default. As of June 30, 2015, there are four loans outstanding totaling \$49,135.

(c) Lone Tree Golf Course

During fiscal year 2004-05, the City loaned the Lone Tree Golf Course monies to complete various improvements at the golf course. Annual interest only repayments began August 23, 2005. The loan agreement was amended in December 2007. The new term is for a term of 25 years from December 11, 2007 with interest being calculated based on the City's earnings on idle funds. The City has agreed to defer payment of the loan until the finances of the Golf Course stabilize. Principal outstanding at June 30, 2015, is \$900,000. During fiscal year 2005-06, the City loaned an additional \$296,220 to the Golf Course for parking lot improvements. The loan is non-interest bearing and deferred under the same terms of the previous loan. Principal outstanding on this loan is \$222,165 at June 30, 2015.

(d) Other Loans

The Agency administers a first time homebuyer loan program for qualified applicants. Principal is due at the end of 30 years or upon default, refinancing, sale or transfer of the property. The Agency is also entitled to a pro-rata share of appreciation on the property when the principal is paid. As of June 30, 2015 there is \$1,443,980 of loans outstanding.

City of Antioch
Notes to the Basic Financial Statements
For the year ended June 30, 2015



NOTE 8 - CAPITAL ASSETS

Capital asset activity for the year ended June 30, 2015 was as follows:

	Balance July 1, 2014	Additions	Reductions	Balance June 30, 2015
Governmental activities				
<i>Capital assets, not being depreciated</i>				
Land	\$ 11,269,647	\$ -	\$ -	\$ 11,269,647
Construction in progress	17,521,631	2,114,708	15,065,350	4,570,989
Total capital assets, not being depreciated	<u>28,791,278</u>	<u>2,114,708</u>	<u>15,065,350</u>	<u>15,840,636</u>
<i>Capital assets, being depreciated</i>				
Infrastructure	400,880,570	15,573,328	-	416,453,898
Structures and improvements	77,111,918	2,609,197	396,703	79,324,412
Equipment	14,514,375	1,874,676	313,008	16,076,043
Total capital assets, being depreciated	<u>492,506,863</u>	<u>20,057,201</u>	<u>709,711</u>	<u>511,854,353</u>
<i>Less accumulated depreciation for:</i>				
Infrastructure	(150,369,333)	(8,771,175)	-	(159,140,508)
Structures and improvements	(22,436,446)	(1,501,358)	15,602	(23,922,202)
Equipment	(10,766,826)	(818,415)	313,005	(11,272,236)
Total accumulated depreciation	<u>(183,572,605)</u>	<u>(11,090,948)</u>	<u>328,607</u>	<u>(194,334,946)</u>
Total capital assets, being depreciated, net	<u>308,934,258</u>	<u>8,966,253</u>	<u>381,104</u>	<u>317,519,407</u>
Governmental activities capital assets, net	<u>\$ 337,725,536</u>	<u>\$ 11,080,961</u>	<u>\$ 15,446,454</u>	<u>\$ 333,360,043</u>
Business-type activities				
<i>Capital assets, not being depreciated</i>				
Land	\$ 3,558,467	\$ -	\$ -	\$ 3,558,467
Construction in progress	2,637,109	2,612,111	658,610	4,590,610
Total capital assets, not being depreciated	<u>6,195,576</u>	<u>2,612,111</u>	<u>658,610</u>	<u>8,149,077</u>
<i>Capital assets, being depreciated</i>				
Water and sewer pipes	125,623,553	1,457,535	-	127,081,088
Structures and improvements	93,877,866	1,202,886	-	95,080,752
Equipment	4,397,020	99,661	-	4,496,681
Total capital assets, being depreciated	<u>223,898,439</u>	<u>2,760,082</u>	<u>-</u>	<u>226,658,521</u>
<i>Less accumulated depreciation for:</i>				
Water and sewer pipes	(27,394,362)	(1,694,415)	-	(29,088,777)
Structures and improvements	(47,650,786)	(2,843,881)	-	(50,494,667)
Equipment	(3,533,920)	(120,661)	-	(3,654,581)
Total accumulated depreciation	<u>(78,579,068)</u>	<u>(4,658,957)</u>	<u>-</u>	<u>(83,238,025)</u>
Total capital assets, being depreciated, net	<u>145,319,371</u>	<u>(1,898,875)</u>	<u>-</u>	<u>143,420,496</u>
Business-type activities capital assets, net	<u>\$ 151,514,947</u>	<u>\$ 713,236</u>	<u>\$ 658,610</u>	<u>\$ 151,569,573</u>

City of Antioch
Notes to the Basic Financial Statements
For the year ended June 30, 2015



Construction in Progress

Construction in progress for governmental activities primarily represents work being performed on Lone Tree Way intersection improvements; West Antioch Creek project; Second Street Pavement Rehabilitation project; G Street Safety improvement project; and Prewett Park new water feature project.

Construction in progress for business type activities primarily represents work performed on water main replacement, water treatment plant improvements, sewer main replacement and the marina launch ramp project.

Depreciation

Depreciation expense was charged to governmental functions as follows:

General government	\$ 679,815
Public works	8,614,024
Public safety	490,285
Parks and recreation	739,561
Community development	1,000
Depreciation of capital assets held by the City's Internal Service Fund is charged to the various functions based on their usage of the assets	566,264
Total depreciation expense - governmental functions	<u>\$ 11,090,949</u>

Depreciation expense was charged to business-type activities functions as follows:

Water	\$ 2,327,642
Sewer	1,292,407
Marina	454,571
Prewett Water Park	584,336
Total depreciation expense - business-type functions	<u>\$ 4,658,956</u>

City of Antioch
Notes to the Basic Financial Statements
For the year ended June 30, 2015



NOTE 9 - LONG-TERM OBLIGATIONS

(a) Long-Term Debt Composition

Long-term debt at June 30, 2015, consisted of the following:

Type of Indebtedness (Purpose)	Final Maturity	Annual Principal Installment	Interest Rates	Original Issue Amount	Outstanding at June 30, 2015
Governmental Activities:					
Lease Revenue Bonds:					
2015A Issue - ABAG Golf Course	5/1/31	\$334,750-347,167	2.00-5.00%	\$ 3,840,000	\$ 3,840,000
Total lease revenue bonds				3,840,000	3,840,000
Capital Lease:					
Honeywell Energy Retrofit	7/21/20	\$25,091-45,735	4.79%	4,050,000	2,425,375
Total governmental activities				7,890,000	6,265,375
Business-type Activities:					
Loans Payable:					
State of California Antioch Marina Loan	8/1/43	\$7,655-122,321	4.7-7.9%	6,500,000	2,843,172
Long Term Payable:					
Delta Diablo Recycled Water Program	12/31/30	\$248,176-251,638	0.077%	5,040,423	4,032,324
Total business-type activities				11,540,423	6,875,496
Total primary government				\$ 19,430,423	\$ 13,140,871

(b) Long-Term Obligation Activity

Changes in long-term obligations for the year ended June 30, 2015 are as follows:

	Balance July 1, 2014	Increases	Decreases	Balance June 30, 2015	Amount Due Within One Year
Governmental Activities					
Lease Revenue Bonds	\$ 4,915,000	\$ 3,840,000	\$ (4,915,000)	\$ 3,840,000	\$ 140,000
Unamortized Premium	-	582,530	(34,266)	548,264	-
Unamortized Discount	(73,738)	-	73,738	-	-
Capital Lease Payable	2,820,589	-	(395,214)	2,425,375	420,337
Claims Liability (Note 15)	519,069	391,361	(334,546)	575,884	555,725
Compensated Absences	2,220,302	346,067	(430,549)	2,135,820	213,582
Total Governmental Activities	\$ 10,401,222	\$ 5,159,958	\$ (6,035,837)	\$ 9,525,343	\$ 1,329,644
Business-type Activities					
Loans Payable	\$ 3,001,182	\$ -	\$ (158,010)	\$ 2,843,172	\$ 165,108
Long Term Payable -					
Delta Diablo Recycled Water Program	4,284,350	-	(252,026)	4,032,324	252,026
Compensated Absences	455,568	70,604	(29,956)	496,216	49,621
Total Business-type Activities	\$ 7,741,100	\$ 70,604	\$ (439,992)	\$ 7,371,712	\$ 466,755

Internal service funds predominantly serve the governmental funds. Accordingly, long-term liabilities for them are included as part of the above totals for governmental activities. For the governmental activities, claims and judgments are generally liquidated by the General Fund, and a majority of compensated absences are generally liquidated by the General Fund.

City of Antioch
Notes to the Basic Financial Statements
For the year ended June 30, 2015



(c) Debt Service Requirements

As of June 30, 2015, annual debt service requirements of governmental activities to maturity are as follows:

Year ending June 30:	Lease Revenue Bonds	
	Principal	Interest
2016	\$ 140,000	\$ 207,167
2017	175,000	166,700
2018	180,000	161,450
2019	190,000	154,250
2020	200,000	144,750
2021-2025	1,160,000	563,250
2026-2030	1,470,000	244,000
2031	325,000	9,750
Total	<u>\$ 3,840,000</u>	<u>\$ 1,651,317</u>

On February 11, 2015, the Antioch Public Financing Authority (Authority) issued \$23,155,000 in Lease Revenue Refunding Bonds (Municipal Facilities Project), Series 2015A with interest rates ranging between 2% and 5%. The Authority issued the bonds to refund the entire \$4,740,000 of the outstanding ABAG 2001 Lease Revenue Bonds and \$21,505,000 of the outstanding 2002 A&B Lease Revenue Refunding Bonds. \$19,315,000 of the par amount of bonds issued are secured by the Successor Agency to the Antioch Development Agency and are therefore excluded from the government-wide statement of net position. Refer to Note 20 for disclosure regarding that portion. \$3,840,000 of the par amount of bonds issued are an obligation of the City. The refunding reduced total debt service payments over the next 17 years by \$1,117,618. This results in an economic gain (difference between the present value of debt service payments on the old and new debt) of \$994,284.

Principal and interest payments on the lease revenue bonds are payable from any revenue lawfully available to the City for the purpose of payment of Base Rental Payments. The City has a service concession arrangement with Antioch Public Golf Course, Inc. (Corporation) and as part of that arrangement the Corporation reimburses the City for the annual debt service as the bonds were issued to finance improvements at the golf course. The total principal and interest remaining to be paid on the bonds is \$5,491,317. Principal and interest payments do not begin until November 2015.

As of June 30, 2015 annual debt service requirements of business-type activities to maturity are as follows:

City of Antioch
Notes to the Basic Financial Statements
For the year ended June 30, 2015



Year ending June 30:	Marina Loans	
	Principal	Interest
2016	\$ 165,107	\$ 127,943
2017	141,340	120,513
2018	147,694	114,153
2019	98,528	107,506
2020	102,925	103,073
2021-2025	453,785	453,160
2026-2030	565,498	341,447
2031-2035	704,714	202,231
2036-2040	463,581	46,889
Total	<u>\$ 2,843,172</u>	<u>\$ 1,616,915</u>

(d) Capital Lease

In October 2009, the City entered into a lease-purchase agreement in the amount of \$4,050,000 with Bank of America to finance the acquisition and retrofitting of interior building lighting in City facilities, street lights and park and site lighting fixtures throughout the City. The lease has an imputed interest rate of 4.79% and requires monthly payments beginning in August 2010 until July 2020, when the lease will terminate and the City will obtain title to the property. The project was completed in December 2010. As of June 30, 2015, the net book value of the assets completed has been recorded as Improvements other than Buildings in the amount of \$3,897,255.

The future minimum lease obligations and the net present value of these minimum lease payments as of June 30, 2015 were as follows:

Year Ending June 30:	Governmental Activities
2016	\$ 527,374
2017	533,076
2018	538,834
2019	544,651
2020	550,525
2021	45,918
Total minimum lease payments	2,740,377
Less: amount representing interest	(315,002)
Present value of minimum lease payments	<u>\$ 2,425,375</u>

(e) Long Term Payable – Delta Diablo Recycled Water Program

The City entered into a Joint Powers Agreement with Delta Diablo (the District) in November 2003 for the District to develop a recycled water program within City limits. As part of this agreement, the District would design, construct, own, operate and regulate all recycled water facilities to provide recycled water within the City of Antioch. The City would be responsible for 50% of the project cost, up to \$5,000,000 in principal with associated interest, of a loan the District obtained from the State Water Resources Control Board to complete the project. The project was completed in July 2011 and the City began paying a proportionate share of the project costs in December 2011. The total due at June 30, 2015 is \$4,032,324 representing the total share of principal and interest outstanding on the loan the District obtained. Repayment requirements are as follows:

City of Antioch
Notes to the Basic Financial Statements
For the year ended June 30, 2015



Year ending June 30:	Long Term Payable	
	Principal	Interest
2016	248,941	3,085
2017	249,133	2,893
2018	249,325	2,701
2019	249,517	2,509
2020	249,709	2,317
2021-2025	1,251,432	8,698
2026-2030	1,256,258	3,873
2031	251,737	196
Total	<u>\$ 4,006,052</u>	<u>\$ 26,272</u>

(f) Legal Debt Limit

As of June 30, 2015, the City's debt limit and legal debt margin (15% of valuation subject to taxation) was \$1,362,072,374.

NOTE 10 - NET POSITION/FUND BALANCES

(a) Net Position

The government-wide and proprietary fund financial statements utilize a net position presentation. Net position is categorized as net investment in capital assets, restricted and unrestricted.

Net Investment in Capital Assets - This category groups all capital assets, including infrastructure, into one component of net assets. Accumulated depreciation and the outstanding balances of debt that are attributable to the acquisition, construction or improvement of these assets reduce the balance in this category.

Restricted - This category presents external restrictions imposed by creditors, grantors, contributors or laws or regulations of other governments and restrictions imposed by law through constitutional provisions or enabling legislation. The following amounts of net position are restricted by enabling legislation: \$123,741 pursuant to State Assembly Bill 1900 which restricts the use of funds for protection of tidelands areas; \$932,523 pursuant to the DIVCA Act of 2006 which restricts the use for Public, Educational and Governmental Programming (PEG).

Unrestricted - This category represents the portion of net position of the City, not restricted for any project or other purpose.

(b) Restatement of Beginning Net Position

The City restated beginning net position for governmental and business-type activities due to the following:

- Implementation of GASB 68, *Accounting and Financial Reporting for Pensions*. Net position for governmental activities was reduced by \$70,608,712 and net position for business-type activities was reduced by \$16,230,298 as a result of recognizing a beginning net pension liability.

City of Antioch
Notes to the Basic Financial Statements
For the year ended June 30, 2015



	Original	Net Pension Liability	Restated
Net Position (Governmental Activities)	\$385,864,166	(\$70,608,712)	\$315,255,454
Net Position (Business-Type Activities)	\$190,147,657	(\$16,230,298)	\$ 173,917,359

(c) Fund Balances

Fund balances, presented in the governmental fund financial statements, represent the difference between assets and liabilities reported in a governmental fund. In fiscal year 2011, the City implemented the provisions of GASB Statement No. 54, *Fund Balance Reporting and Governmental Fund Type Definitions*. GASB 54 establishes criteria for classifying fund balances into specifically defined classifications and clarifies definitions for governmental funds. Fund balances are classified into categories based upon the type of restrictions imposed on the use of funds.

As of June 30, 2015 components of fund balance are described below:

- *Nonspendable* – portion of net resources that cannot be spent because of its form (i.e., long term loans, prepaids).
- *Restricted* – portion of net resources that are limited in use by grantors, laws or enabling legislation.
- *Committed* – portion of net resources that are limited to the use as established by formal action of the City Council. Committed fund balance can only be modified or rescinded by formal action of the City Council through resolution.
- *Assigned* – portion of net resources held for the use as established by the City Manager or his designee. The City Council has granted this authority to the City Manager through resolution.
- *Unassigned* – portion of net resources that represents amounts in excess of the other fund balance components. Only the General Fund can have a positive unassigned fund balance.

The City spends restricted fund balances first when expenditures are incurred for purposes for which both restricted and unrestricted (committed, assigned, or unassigned) amounts are available. Committed and assigned fund balances are considered to have been spent first before unassigned fund balances have been spent when expenditures are incurred for the purposes for which amounts in any of those unrestricted fund balance classifications could be used.

(d) Restatement of Beginning Fund Balance

The City restated beginning fund balance for the Housing and Community Development and Housing Successor Special Revenue Funds due to a change in accounting method for long-term loans arising from loan subsidy programs. The issuance of these loans was previously charged to operations upon funding with a corresponding offset to a deferred inflow of resources account. These loans are now being recognized as a reduction in cash and increase in loan receivable upon issuance.

City of Antioch
Notes to the Basic Financial Statements
For the year ended June 30, 2015



	Original	Loans Receivable (Deferred Inflows of Resources)	Restated
Beginning Fund Balance-Housing and Community Development	\$186,355	\$5,923,607	\$6,109,962
Beginning Fund Balance-Housing Successor	\$4,587,421	\$14,310,129	\$18,897,550

City of Antioch
Notes to the Basic Financial Statements
For the year ended June 30, 2015



The following represents the components of fund balance for governmental funds:

	Major Funds					Total
	General Fund	Housing and Community Development	Gas Tax	Housing Successor	Non-major Governmental Funds	
Nonspendable:						
Petty cash and prepaids	\$ 38,511	\$ -	\$ -	\$ 40,673	\$ 92,702	\$ 171,886
Total nonspendable	38,511	-	-	40,673	92,702	171,886
Restricted for:						
Housing & Development	-	5,832,932	-	19,001,819	-	24,834,751
Debt service	-	-	-	-	7,583	7,583
Public Facilities	-	-	-	-	49,240	49,240
Streets	-	-	4,162,644	-	3,601,745	7,764,389
Parks	-	-	-	-	177,980	177,980
PEG Programming	-	-	-	-	932,523	932,523
Storm Channels	-	-	-	-	2,648,432	2,648,432
Landscape Maintenance	-	-	-	-	1,353,197	1,353,197
Tidelands Areas	-	-	-	-	123,741	123,741
Law Enforcement	-	-	-	-	108,735	108,735
Traffic Safety	-	-	-	-	17,957	17,957
Parks & Recreation	-	-	-	-	172,101	172,101
Animal Shelter	-	-	-	-	70,590	70,590
Abandoned Vehicle	-	-	-	-	178,578	178,578
Total restricted	-	5,832,932	4,162,644	19,001,819	9,442,402	38,439,797
Committed to:						
Compensated absences	95,939	-	-	-	-	95,939
Litigation/Insurance	500,000	-	-	-	-	500,000
Police Services - Measure C	3,928,271	-	-	-	-	3,928,271
Parks	-	-	-	-	1,295,765	1,295,765
Landscape Maintenance	-	-	-	-	49,596	49,596
Arts & Cultural Activities	-	-	-	-	26,340	26,340
Recreation Programs	-	-	-	-	6,462	6,462
Field Maintenance	-	-	-	-	130,161	130,161
Memorial Field Maintenance	-	-	-	-	21,312	21,312
Road Repair	-	-	-	-	77,011	77,011
Waste Reduction	-	-	-	-	424,591	424,591
Youth Activities	-	-	-	-	70,084	70,084
Traffic Signals	-	-	-	-	928,914	928,914
Post Retirement Medical	-	-	-	-	244,740	244,740
Total committed	4,524,210	-	-	-	3,274,976	7,799,186
Assigned to:						
Contractual Services	1,085,633	-	-	-	-	1,085,633
Parks & Recreation	-	-	-	-	37,485	37,485
Capital Projects	-	-	-	-	367,630	367,630
Community Benefit Prog.	-	-	-	-	129,434	129,434
AD 26	-	-	-	-	375,875	375,875
AD 27	-	-	-	-	1,522,137	1,522,137
Total assigned	1,085,633	-	-	-	2,432,561	3,518,194
Unassigned	11,530,696	-	-	-	(101,703)	11,428,993
Total fund balances	\$ 17,179,050	\$ 5,832,932	\$ 4,162,644	\$ 19,042,492	\$ 15,140,938	\$ 61,358,056

The City has established a fund balance policy for the General Fund requiring that the minimum unassigned fund balance be at least 10% of General Fund operating revenues, with a goal of reaching a minimum of 15% of operating revenues (including transfers). As of June 30, 2015, unassigned fund balance was 23.82% of total operating revenues.

City of Antioch
Notes to the Basic Financial Statements
For the year ended June 30, 2015



NOTE 11 – PENSION PLANS OVERVIEW

The City of Antioch has three pension plans: Miscellaneous Pension Plan; Safety Pension Plan; and Supplementary Retirement Plan. Information about each plan and its provisions follow in notes 12-14. A summary table of the plans related net pension liabilities and deferrals follows to aid in financial reporting reconciliation to the government-wide statements.

	Net Pension Liability	Deferred Outflows of Resources	Deferred Inflows of Resources
Miscellaneous Plan	\$42,985,949	\$3,344,511	\$7,622,993
Safety Plan	33,459,081	3,857,896	7,638,734
Police Supplementary Plan	2,001,333	2,000	-
Totals	\$78,446,363	\$7,204,407	\$15,261,727

NOTE 12 - PENSION PLAN - MISCELLANEOUS

(a) General Information about the Miscellaneous Pension Plan

Plan Description - All permanent non-safety employees are eligible to participate in the Miscellaneous Plan of the Public Employees' Retirement Fund (the Fund) of California Public Employees' Retirement System (CalPERS). The Fund is an agent multiple-employer defined benefit plan administered by CalPERS that acts as a common investment and administrative agent for various local and state governmental agencies within the State of California. The fund provides retirement, disability, and death benefits based on the employees' years of service, age and final compensation. Employees vest after five years of service and may receive retirement benefits at the age of 55 for miscellaneous employees. These benefit provisions and all other requirements are established by State statute and City ordinance. CalPERS issues publicly available reports that include a full description of the pension plans regarding benefit provisions, assumptions and membership information that can be found on the CalPERS website. Copies of the Fund's annual financial report may be obtained from CALPERS' executive office: 400 P Street, Sacramento, CA 95814. A separate report for the City's plan within the Fund is not available.

Benefits Provided - CalPERS provides service retirement and disability benefits, annual cost of living adjustments and death benefits to plan members, who must be public employees and beneficiaries. Benefits are based on years of credited service, equal to one year of full time employment. Members with five years of total service are eligible to retire at age 50 with statutorily reduced benefits. All members are eligible for non-duty disability benefits after 10 years of service. The death benefit is one of the following: the Basic Death Benefit, Lump Sum, or the 1959 Survivor Benefit. The cost of living adjustments for each plan are applied as specified by the Public Employees' Retirement Law.

City of Antioch
Notes to the Basic Financial Statements
For the year ended June 30, 2015



The Plans' provisions and benefits in effect at June 30, 2015, are summarized as follows:

Hire Date	Miscellaneous Plan		
	Prior to November 9, 2007	On or After November 9, 2007 and prior to January 1, 2013	On or after January 1, 2013
Benefit Formula	2.7% @ 55	2.7% @ 55	2.0% @ 62
Benefit Vesting Schedule	5 years of service	5 years of service	5 years of service
Benefit Payments	Monthly for life	Monthly for life	Monthly for life
Retirement Age	50-55	50-55	52-67
Monthly Benefits, as a % of Eligible Compensation	2.0%-2.7%	1.426%-2.418%	1.0%-2.5%
Required Employee Contribution Rates	8%	8%	6.5%
Required Employer Contribution Rates	26.250%	26.250%	24.75%

Employees Covered – At June 30, 2015, the following employees were covered by the benefit terms for the Miscellaneous Plan:

	Miscellaneous Plan
Inactive employees or beneficiaries currently receiving benefits	279
Inactive employees entitled to but not yet receiving benefits	124
Active employees	167
Total	570

Contributions – Section 20814 (c) of the California Public Employees' Retirement Law requires that the employer contribution rates for all public employers be determined on an annual basis by the actuary and shall be effective on the July 1 following notice of a change in the rate. Funding contributions for the Plan is determined annually on an actuarial basis as of June 30 by CalPERS. The actuarially determined rate is the estimated amount necessary to finance the cost of benefits earned by employees during the year, with an additional amount to finance any unfunded accrued liability. The City is required to contribute the difference between the actuarially determined rate and the contribution rate of employees.

(b) Net Pension Liability – Miscellaneous Plan

The City's net pension liability for the Plan is measured as the total pension liability, less the pension plan's fiduciary net position. The net pension liability of the Plan is measured as of June 30, 2014, using an annual actuarial valuation as of June 30, 2013 rolled forward to June 30, 2014 using standard update procedures. A summary of principal assumptions and methods used to determine the net pension liability is shown below.

City of Antioch
Notes to the Basic Financial Statements
For the year ended June 30, 2015



Actuarial Assumptions – The total pension liability in the June 30, 2013 actuarial valuation was determined using the following actuarial assumptions:

	<u>Miscellaneous Plan</u>
Valuation Date	June 30, 2013
Measurement Date	June 30, 2014
Actuarial Cost Method	Entry-Age Normal Cost Method
Actuarial Assumptions:	
Discount Rate	7.5%
Inflation	2.75%
Payroll Growth	3.0%
Projected Salary Increase (1)	3.3%-14.2%
Investment Rate of Return (2)	7.5%
Mortality	.00125-1.00000

- (1) Depending on age, service and type of employment
- (2) Net of pension plan investment expenses, including inflation

The underlying mortality assumptions and all other actuarial assumptions used in the June 30, 2013 valuation were based on the results of a January 2014 actuarial experience study for the period 1997 to 2011. Further details of the Experience Study can found on the CalPERS website.

Discount Rate - The discount rate used to measure the total pension liability was 7.50% for the Plan. To determine whether the municipal bond rate should be used in the calculation of a discount rate for each plan, CalPERS stress tested plans that would most likely result in a discount rate that would be different from the actuarially assumed discount rate. Based on the testing, none of the tested plans run out of assets. Therefore, the current 7.50 percent discount rate is adequate and the use of the municipal bond rate calculation is not necessary.

The long term expected discount rate of 7.50 percent will be applied to all plans in the Public Employees Retirement Fund (PERF). The stress test results are presented in a detailed report that can be obtained from the CalPERS website.

According to Paragraph 30 of Statement 68, the long-term discount rate should be determined without reduction for pension plan administrative expense. The 7.50 percent investment return assumption used in this accounting valuation is net of administrative expenses. Administrative expenses are assumed to be 15 basis points. An investment return excluding administrative expenses would have been 7.65 percent. Using this lower discount rate has resulted in a slightly higher Total Pension Liability and Net Pension Liability. CalPERS checked the materiality threshold for the difference in calculation and did not find it to be a material difference.

CalPERS is scheduled to review all actuarial assumptions as part of its regular Asset Liability Management (ALM) review cycle that is scheduled to be completed in February 2018. Any changes to the discount rate will require Board action and proper stakeholder outreach. For these reasons, CalPERS expects to continue using a discount rate net of administrative expenses for GASB 67 and 68 calculations through at least the 2017-18 fiscal year. CalPERS will continue to check the materiality of the difference in calculation until such time as we have changed our methodology.

The long-term expected rate of return on pension plan investments was determined using a building-block method in which best-estimate ranges of expected future real rates of return (expected returns, net of pension plan investment expense and inflation) are developed for each major asset class.

City of Antioch
Notes to the Basic Financial Statements
For the year ended June 30, 2015



In determining the long-term expected rate of return, CalPERS took into account both short-term and long-term market return expectations as well as the expected pension fund cash flows. Using historical returns of all the funds' asset classes, expected compound returns were calculated over the short-term (first 10 years) and the long-term (11-60 years) using a building-block approach. Using the expected nominal returns for both short-term and long-term, the present value of benefits was calculated for each fund. The expected rate of return was set by calculating the single equivalent expected return that arrived at the same present value of benefits for cash flows as the one calculated using both short-term and long-term returns. The expected rate of return was then set equivalent to the single equivalent rate calculated above and rounded down to the nearest one quarter of one percent.

The table below reflects the long-term expected real rate of return by asset class. The rate of return was calculated using the capital market assumptions applied to determine the discount rate and asset allocation. These rates of return are net of administrative expenses.

Asset Class	New Strategic Allocation	Real Return Years 1 - 10(a)	Real Return Years 11+(b)
Global Equity	47.0%	5.25%	5.71%
Global Fixed Income	19.0%	0.99%	2.43%
Inflation Sensitive	6.0%	0.45%	3.36%
Private Equity	12.0%	6.83%	6.95%
Real Estate	11.0%	4.50%	5.13%
Infrastructure and Forestland	3.0%	4.50%	5.09%
Liquidity	10.5%%	(0.55%)	(1.05%)
Total	100%%		
(a) An expected inflation of 2.5% used for this period.			
(b) An expected inflation of 3.0% used for this period.			

City of Antioch
Notes to the Basic Financial Statements
For the year ended June 30, 2015



(c) Changes in the Net Pension Liability

The change in the Net Pension Liability for the Miscellaneous Plan follows:

	Increase (Decrease)		
	Total Pension Liability	Plan Fiduciary Net Position	Net Pension Liability
Balance at June 30, 2013	\$147,395,383	\$97,110,375	\$50,285,008
Changes in the year:			
Service cost	2,275,615	-	2,275,615
Interest on the total pension liability	10,868,782	-	10,868,782
Differences between actual and expected experience	-	-	-
Changes in assumptions	-	-	-
Changes in benefit terms	-	-	-
Contribution – employer	-	2,667,605	(2,667,605)
Contribution - employee	-	1,105,584	(1,105,584)
Investment Income	-	17,003,672	17,003,672
Administrative expenses	-	(333,405)	(333,405)
Benefit payments, including refunds of employee contributions	(7,232,184)	(7,232,184)	-
Net Changes	5,912,213	13,211,272	(7,299,059)
Balance at June 30, 2014	\$153,307,596	\$110,321,647	\$42,985,949

Sensitivity of the Net Pension Liability to Changes in the Discount Rate - The following presents the net pension liability of the City for the Miscellaneous Plan, calculated using the discount rate for the Plan, as well as what the Local Government's net pension liability would be if it were calculated using a discount rate that is 1-percentage point lower or 1-percentage point higher than the current rate:

	Miscellaneous
1% Decrease	6.50%
Net Pension Liability	\$62,676,163
Current Discount Rate	7.50%
Net Pension Liability	\$42,985,949
1% Increase	8.50%
Net Pension Liability	\$26,626,423

Pension Plan Fiduciary Net Position – Detailed information about the pension plan's fiduciary net position is available in a separately issued CalPERS financial report.

City of Antioch
Notes to the Basic Financial Statements
For the year ended June 30, 2015



(d) Pension Expenses and Deferred Outflows/Inflows of Resources Related to Pensions

For the year ended June 30, 2015, the City recognized pension expense for the Miscellaneous Plan of \$2,991,539. At June 30, 2015, the City reported deferred outflows of resources and deferred inflows of resources related to pension from the following sources:

	Deferred Outflows of Resources	Deferred Inflows of Resources
Pension contributions subsequent to measurement date	\$3,344,511	\$ -
Net differences between projected and actual earnings on plan investments	-	7,622,993
Total	\$3,344,511	\$7,622,993

\$3,344,511 reported as deferred outflows of resources related to contributions subsequent to the measurement date will be recognized as a reduction of the net pension liability in the year ended June 30, 2016. Other amounts reported as deferred outflows of resources and deferred inflows of resources related to pensions will be recognized as pension expense as follows:

Year Ended June 30	
2016	\$1,905,748
2017	1,905,748
2018	1,905,749
2019	0
2020	0
Thereafter	0

(e) Payable to the Pension Plan

At June 30, 2015, the City reported a payable of \$351,615 for the outstanding amount of contributions to the pension plan required for the year ended June 30, 2015.

NOTE 13 – PENSION PLAN - SAFETY

(a) General Information about the Safety Pension Plan

Plan Description - All permanent safety employees are eligible to participate in the Safety Plan of the Public Employees' Retirement Fund (the Fund) of California Public Employees' Retirement System (CalPERS). The City's Safety Plan with CalPERS has three tiers which are all cost-sharing multiple-employer defined benefit plan administered by CalPERS that acts as a common investment and administrative agent for various local and state governmental agencies within the State of California. The fund provides retirement, disability, and death benefits based on the employees' years of service, age and final compensation. Employees vest after five years of service and may receive retirement benefits at the age of 50 for safety employees. These benefit provisions and all other requirements are established by State statute and City ordinance. CalPERS issues publicly available reports that include a full description of the pension plans regarding benefit provisions, assumptions and membership information that can be found on the CalPERS website. Copies of the

City of Antioch
Notes to the Basic Financial Statements
For the year ended June 30, 2015



Fund's annual financial report may be obtained from CALPERS' executive office: 400 P Street, Sacramento, CA 95814. A separate report for the City's plan within the Fund is not available.

Benefits Provided - CalPERS provides service retirement and disability benefits, annual cost of living adjustments and death benefits to plan members, who must be public employees and beneficiaries. Benefits are based on years of credited service, equal to one year of full time employment. Members with five years of total service are eligible to retire at age 50 with statutorily reduced benefits. All members are eligible for non-duty disability benefits are 10 years of service. The death benefit is one of the following: the Basic Death Benefit, Lump Sum, or the Optional Settlement 2W Death Benefit. The cost of living adjustments for each plan are applied as specified by the Public Employees' Retirement Law.

The Plans' provisions and benefits in effect at June 30, 2015, are summarized as follows:

Hire Date	Safety Plan		
	Prior to September 14, 2012 (Classic)	On or After September 14, 2012 and prior to January 1, 2013 (Second Tier)	On or after January 1, 2013 (PEPRA)
Benefit Formula	3% @ 50	3.0% @ 50	2.7% @ 57
Benefit Vesting Schedule	5 years of service	5 years of service	5 years of service
Benefit Payments	Monthly for life	Monthly for life	Monthly for life
Retirement Age	50	50	50-57
Monthly Benefits, as a % of Eligible Compensation	3.0%	3.0%	2.0%-2.7%
Required Employee Contribution Rates	9%	9%	9%
Required Employer Contribution Rates	34.255%	28.588%	15.50%

Contributions – Section 20814 (c) of the California Public Employees' Retirement Law requires that the employer contribution rates for all public employers be determined on an annual basis by the actuary and shall be effective on the July 1 following notice of a change in the rate. Funding contributions for the Plan is determined annually on an actuarial basis as of June 30 by CalPERS. The actuarially determined rate is the estimated amount necessary to finance the cost of benefits earned by employees during the year, with an additional amount to finance any unfunded accrued liability. The City is required to contribute the difference between the actuarially determined rate and the contribution rate of employees.

For the year ended June 30, 2015, the contributions recognized as part of pension expense for the Safety Plans were as follows:

	Safety – Classic	Safety – Second Tier	Safety - PEPRA	Total Safety
Contributions – employer	\$3,095,619	\$217,381	\$30,963	\$3,343,963

City of Antioch
Notes to the Basic Financial Statements
For the year ended June 30, 2015



(b) Pension Liabilities, Pension Expenses and Deferred Outflows/Inflows of Resources Related to Pensions – Safety Plan

As of June 30, 2015, the City reported net pension liabilities for its proportionate shares of the net pension liability of the Safety Plan as follows:

	<u>Proportionate Share of Net Pension Liability</u>
Safety – Classic	\$33,455,137
Safety – Second Tier	3,944
Safety – PEPRAs*	-
Total Safety Net Pension Liability	<u>\$33,459,081</u>

*Per CalPERS, the Safety PEPRAs plan is currently included in the valuation results of the Classic plan.

The City's net pension liability for the Safety Plan is measured as the proportionate share of the net pension liability. The net pension liability of the Plan is measured as of June 30, 2014, and the total pension liability was determined by an actuarial valuation as of June 30, 2013 rolled forward to June 30, 2014 using standard update procedures. In determining the City's rate plan's proportionate share of the net pension liability, the total pension liability using the output from the Actuarial Valuation System and the fiduciary net position provided by CalPERS' Financial Office are first determined for the individual rate plans and the risk pool as a whole on the Valuation Date. The first calculation uses the risk pool's total pension liability and fiduciary net position at the Valuation Date to determine the net pension liability at the Valuation Date. Using standard actuarial roll forward methods, the risk pool's total pension liability is then computed at the Measurement Date. The fiduciary net position is then determined by the CalPERS' Financial Office at the Measurement Date. Next, the individual employer rate plans' share of the total pension liability, fiduciary net position and net pension liability are calculated at the Valuation Date. Using the individual employer rate plan's share of the risk pool total pension liability and fiduciary net position, the proportionate shares of the total pension liability and fiduciary net position are determined for each employer rate plan. The City's proportionate share of the net pension liability for the Plan as of June 30, 2013 and 2014 are as follows:

	<u>Safety – Classic/PEPRAs</u>	<u>Safety – Second Tier</u>
Proportion – June 30, 2013	.00858%	0%
Proportion – June 30, 2014	.00892%	0%
Change – Increase (Decrease)	.03963%	0%

For the year ended June 30, 2015, the City recognized pension expense of \$3,170,842. At June 30, 2015, the City reported deferred outflows of resources and deferred inflows of resources related to pensions from the following sources:

City of Antioch
Notes to the Basic Financial Statements
For the year ended June 30, 2015



	Deferred Outflows of Resources	Deferred Inflows of Resources
Pension contributions subsequent to measurement date	\$3,652,991	\$ -
Differences between actual and expected experience	-	-
Changes in assumptions	-	-
Change in employer's proportion and difference between the employer's contributions and the employer's proportionate share of contributions	204,905	140,265
Net differences between projected and actual earnings on plan investments	-	7,498,469
Total	\$3,857,896	\$7,638,734

\$3,652,991 reported as deferred outflows of resources related to contributions subsequent to the measurement date will be recognized as a reduction of the net pension liability in the year end June 30, 2016. Other amounts reported as deferred outflows of resources and deferred inflows of resources related to pensions will be recognized as pension expense as follows:

Year Ended June 30	
2016	\$1,928,608
2017	1,915,994
2018	1,865,524
2019	0
2020	0
Thereafter	0

Actuarial Assumptions – The total pension liability in the June 30, 2013 actuarial valuation was determined using the following actuarial assumptions:

	Safety Plans
Valuation Date	June 30, 2013
Measurement Date	June 30, 2014
Actuarial Cost Method	Entry-Age Normal Cost Method
Actuarial Assumptions:	
Discount Rate	7.5%
Inflation	2.75%
Payroll Growth	3.0%
Projected Salary Increase (1)	3.3%-14.2%
Investment Rate of Return (2)	7.5%
Mortality	.00125-1.00000

- (1) Depending on age, service and type of employment
- (2) Net of pension plan investment expenses, including inflation

The underlying mortality assumptions and all other actuarial assumptions used in the June 30, 2013 valuation were based on the results of a January 2014 actuarial experience study for the period 1997 to 2011. Further details of the Experience Study can found on the CalPERS website.

City of Antioch
Notes to the Basic Financial Statements
For the year ended June 30, 2015



Discount Rate - The discount rate used to measure the total pension liability was 7.50% for the Plan. To determine whether the municipal bond rate should be used in the calculation of a discount rate for each plan, CalPERS stress tested plans that would most likely result in a discount rate that would be different from the actuarially assumed discount rate. Based on the testing, none of the tested plans run out of assets. Therefore, the current 7.50 percent discount rate is adequate and the use of the municipal bond rate calculation is not necessary. The long term expected discount rate of 7.50 percent will be applied to all plans in the Public Employees Retirement Fund (PERF). The stress test results are presented in a detailed report that can be obtained from the CalPERS website.

According to Paragraph 30 of Statement 68, the long-term discount rate should be determined without reduction for pension plan administrative expense. The 7.50 percent investment return assumption used in this accounting valuation is net of administrative expenses. Administrative expenses are assumed to be 15 basis points. An investment return excluding administrative expenses would have been 7.65 percent. Using this lower discount rate has resulted in a slightly higher Total Pension Liability and Net Pension Liability. CalPERS checked the materiality threshold for the difference in calculation and did not find it to be a material difference.

CalPERS is scheduled to review all actuarial assumptions as part of its regular Asset Liability Management (ALM) review cycle that is scheduled to be completed in February 2018. Any changes to the discount rate will require Board action and proper stakeholder outreach. For these reasons, CalPERS expects to continue using a discount rate net of administrative expenses for GASB 67 and 68 calculations through at least the 2017-18 fiscal year. CalPERS will continue to check the materiality of the difference in calculation until such time as we have changed our methodology.

The long-term expected rate of return on pension plan investments was determined using a building-block method in which best-estimate ranges of expected future real rates of return (expected returns, net of pension plan investment expense and inflation) are developed for each major asset class.

In determining the long-term expected rate of return, CalPERS took into account both short-term and long-term market return expectations as well as the expected pension fund cash flows. Using historical returns of all the funds' asset classes, expected compound returns were calculated over the short-term (first 10 years) and the long-term (11-60 years) using a building-block approach. Using the expected nominal returns for both short-term and long-term, the present value of benefits was calculated for each fund. The expected rate of return was set by calculating the single equivalent expected return that arrived at the same present value of benefits for cash flows as the one calculated using both short-term and long-term returns. The expected rate of return was then set equivalent to the single equivalent rate calculated above and rounded down to the nearest one quarter of one percent.

City of Antioch
Notes to the Basic Financial Statements
For the year ended June 30, 2015



The table below reflects the long-term expected real rate of return by asset class. The rate of return was calculated using the capital market assumptions applied to determine the discount rate and asset allocation. These rates of return are net of administrative expenses.

Asset Class	New Strategic Allocation	Real Return Years 1 - 10(a)	Real Return Years 11+(b)
Global Equity	47.0%	5.25%	5.71%
Global Fixed Income	19.0%	0.99%	2.43%
Inflation Sensitive	6.0%	0.45%	3.36%
Private Equity	12.0%	6.83%	6.95%
Real Estate	11.0%	4.50%	5.13%
Infrastructure and Forestland	3.0%	4.50%	5.09%
Liquidity	10.5%%	(0.55%)	(1.05%)
Total	100%%		
(a) An expected inflation of 2.5% used for this period.			
(b) An expected inflation of 3.0% used for this period.			

Sensitivity of the Net Pension Liability to Changes in the Discount Rate - The following presents the City's proportionate share of the net pension liability of the plan, calculated using the discount rate for the plan, as well as what the City's proportionate share of the net pension liability would be if it were calculated using a discount rate that is 1-percentage point lower or 1-percentage point higher than the current rate:

	Safety – Classic/PEPRA	Safety- Second Tier	Total Safety
1% Decrease	6.50%	6.50%	6.50%
Net Pension Liability	\$52,439,515	\$6,788	\$52,446,303
Current Discount Rate	7.50%	7.50%	7.50%
Net Pension Liability	\$33,455,137	\$3,944	\$33,459,081
1% Increase	8.50%	8.50%	8.50%
Net Pension Liability	\$17,812,829	\$1,601	\$17,814,430

Pension Plan Fiduciary Net Position – Detailed information about the pension plan's fiduciary net position is available in a separately issued CalPERS financial report.

(c) Payable to the Pension Plan

At June 30, 2015, the City reported a payable of \$339,220 for the outstanding amount of contributions to the pension plan required for the year ended June 30, 2015.

City of Antioch
Notes to the Basic Financial Statements
For the year ended June 30, 2015



NOTE 14 – SUPPLEMENTARY RETIREMENT PLAN

(a) General Information about the Police Supplementary Retirement Plan and Benefits Provided

Employees are eligible to receive benefits under this plan if he or she meets the requirements under one of the three tiers of the plan. The fund is an agent multiple-employer defined benefit plan established under Section 401 (a) and tax-exempt under Section 501 (a) of the Internal Revenue Code of 1986 and meets the requirements of a pension trust under California Government Code Sections 53215-53224. The trust is maintained by Public Agency Retirement Services (PARS) and provides for retirement, survivor continuance, pre-retirement disability and pre-retirement death benefits based upon the tier the member qualifies within. The plan is closed. Employee vesting is determined within each tier:

- Tier I – Designated eligible employee by Plan Administrator that has terminated from employment and applied for benefits under plan vest immediately.
- Tier II – Vest after five years of employment.
- Tier III – Employee vested if a full time Sworn Police Officer on or after September 1, 2007 and has terminated employment and concurrently retires under a service, disability or industrial disability retirement under CALPERS prior to December 31, 2012.

These benefit provisions and all other requirements are established by State Statute and City ordinance. Copies of the Fund’s annual financial report may be obtained from PARS office: P.O. Box 12919, Newport Beach, CA 92658-2919. A separate report for the City’s plan within the fund is not available.

The Plans’ provisions and benefits in effect at June 30, 2015, are summarized as follows:

Supplementary Plan			
	Tier 1 September 1, 2007	Tier II September 1, 2007	Tier III September 1, 2007
Effective Date			
Benefit Formula	Amount set forth on Schedule A of Plan Documents – no employees in this Tier	9% of CalPERS 3% @50 benefit and not more than 8.1% of Final Compensation	9% of CalPERS Disability benefit and not more than 8.1% of Final compensation
Benefit Vesting Schedule	Designated by Plan Administrator	5 years of service	Disability retirement directly from City under CalPERS
Benefit Payments	Monthly for life	Monthly for life	Monthly for life
Retirement Age	50-55	50	50
Monthly Benefits, as a % of Eligible Compensation	2.0%-2.7%	1.426%-2.418%	1.0%-2.5%
Required Employee Contribution Rates	0%	0%	0%
Required Employer Contribution Rates	Pay as you go	Pay as you go	Pay as you go

City of Antioch
Notes to the Basic Financial Statements
For the year ended June 30, 2015



Employees Covered – At June 30, 2015, the following employees were covered by the benefit terms for the Supplementary Plan:

	<u>Supplementary Plan</u>
Inactive employees or beneficiaries currently receiving benefits	13
Inactive employees entitled to but not yet receiving benefits	0
Active employees	0
Total	13

Contributions – There is no requirement imposed by PARS to contribute any amount beyond the pay as you go contributions. For the fiscal year 2015, the City made a total of \$91,667 in pay as you contributions.

(b) Net Pension Liability

The City’s net pension liability for the Plan is measured as the total pension liability, less the pension plan’s fiduciary net position. The net pension liability of the Plan is measured as of June 30, 2015, using an annual actuarial valuation as of June 30, 2013 rolled forward to June 30, 2015 using standard update procedures. A summary of principal assumptions and methods used to determine the net pension liability is shown below.

Actuarial Assumptions – The total pension liability in the June 30, 2013 actuarial valuation was determined using the following actuarial assumptions:

	<u>Supplementary Plan</u>
Valuation Date	June 30, 2013
Measurement Date	June 30, 2015
Actuarial Cost Method	Entry-Age Normal Cost Method
Actuarial Assumptions:	
Discount Rate	3.73%
Inflation	3.0%
Payroll Growth (1)	0%
Projected Salary Increase (1)	0%
Investment Rate of Return	4.0%
Mortality	.00125-1.00000

(1) This is a closed plan

The underlying mortality assumptions and all other actuarial assumptions used in the June 30, 2013 valuation were based on the results of a January 2014 actuarial experience study for the period 1997 to 2011 for CalPERS. Further details of the Experience Study can found on the CalPERS website.

Discount Rate - The discount rate used to measure the total pension liability at June 30, 2015 was 3.73% for the Plan based upon the S&P Municipal Bond 20 Year High Grade Rate Index.

According to Paragraph 30 of Statement 68, the long-term discount rate should be determined without reduction for pension plan administrative expense. The long-term expected rate of return

City of Antioch
Notes to the Basic Financial Statements
For the year ended June 30, 2015



was based upon the S&P Municipal Bond 20 Year High Grade Rate Index as selected by the City and is not reduced for administrative expenses. All of the plan's PARS assets are invested in First American U.S. Treasury Money Market Funds.

(c) Changes in the Net Pension Liability

The change in the Net Pension Liability for the Supplementary Plan follows:

	Increase (Decrease)		
	Total Pension Liability	Plan Fiduciary Net Position	Net Pension Liability
Balance at June 30, 2014	\$2,104,000	\$69,000	\$2,035,000
Changes in the year:			
Interest on the total pension liability	76,000	-	76,000
Changes in assumptions	(23,000)	-	(23,000)
Contribution – employer	-	91,667	(91,667)
Administrative expenses	-	(5,000)	5,000
Benefit payments, including refunds of employee contributions	(82,000)	(82,000)	-
Net Changes	(29,000)	4,667	(33,667)
Balance at June 30, 2015	\$2,075,000	\$73,667	\$2,001,333

City of Antioch
Notes to the Basic Financial Statements
For the year ended June 30, 2015



Sensitivity of the Net Pension Liability to Changes in the Discount Rate - The following presents the net pension liability of the City for the Supplementary Plan, calculated using the discount rate for each Plan, as well as what the Local Government's net pension liability would be if it were calculated using a discount rate that is 1-percentage point lower or 1-percentage point higher than the current rate:

	<u>Supplementary</u>
1% Decrease	2.73%
Net Pension Liability	\$2,374,000
Current Discount Rate	3.73%
Net Pension Liability	\$2,001,333
1% Increase	4.73%
Net Pension Liability	\$1,709,000

Pension Plan Fiduciary Net Position – Detailed information about the pension plan's fiduciary net position is available in a separately issued PARS financial report.

(d) Pension Expenses and Deferred Outflows/Inflows of Resources Related to Pensions

For the year ended June 30, 2015, the City recognized pension expense for the Supplementary Plan of \$56,000. At June 30, 2015, the City reported deferred outflows of resources and deferred inflows of resources related to pension from the following sources:

	<u>Deferred Outflows of Resources</u>	<u>Deferred Inflows of Resources</u>
Pension contributions subsequent to measurement date	\$-	\$-
Differences between actual and expected experience	-	-
Changes in assumptions	-	-
Net differences between projected and actual earnings on plan investments	2,000	-
Total	<u>\$2,000</u>	<u>\$-</u>

There were no contributions subsequent to the measurement date and therefore no deferred outflows of resources related to contributions subsequent to the measurement date will be recognized as a reduction of the net pension liability in the year ended June 30, 2016. Other amounts reported as deferred outflows of resources and deferred inflows of resources related to pensions will be recognized as pension expense as follows:

<u>Year Ended June 30</u>	
2016	\$1,000
2017	1,000
2018	0
2019	0
2020	0
Thereafter	0

City of Antioch
Notes to the Basic Financial Statements
For the year ended June 30, 2015



(e) Payable to the Pension Plan

At June 30, 2015, the City did not report a payable for an amount outstanding amount of contributions to the pension plan required for the year ended June 30, 2015.

NOTE 15 - POST EMPLOYMENT MEDICAL BENEFITS

(a) Medical After Retirement Plan Trust

Plan Description. City of Antioch provides postretirement medical benefits to all eligible employees and their surviving spouses under the provisions of three formal City-sponsored plans (Miscellaneous Group, Management Group and Police Group). The effective date varies based upon the employee's classification and related memorandum of understanding (MOU). For all employees who retire from service (either regular retirement or disability retirement), the City shall pay a portion of their medical premiums based on their respective MOU currently in effect. The City's contributions are advanced-funded on an actuarially determined basis and recorded in the CalPERS Trust (CERBT). The Fund is a Section 115 Trust set up for the purpose of receiving employer contributions that will prefund health and other post employment benefit costs for retirees and their beneficiaries. As of June 30, 2015, there were 248 active participants and there were 193 retired participants eligible to receive post employment health care benefits. The City currently maintains three Special Revenue Funds to account for the payment of retiree medical benefits and reimbursements for these costs from the trust for each plan group (combined for financial reporting purposes). The CERBT accounts for the separate plans in one master trust account for the City with three subgroups, one for each plan. The City makes contributions to the CERBT based on a percentage of active employee payroll.

Funding Policy. There is no requirement imposed by CalPERS, to contribute any amount beyond the pay-as-you-go contributions. The cost of monthly insurance premiums may be shared between the retiree and the City. The cost sharing varies depending on: date of hire; the dependent status; and plan selected. A minimum employer monthly contribution requirement is established and may be amended by the CalPERS Board of Administration and applicable laws. Within the parameters of the law, individual contracting agencies, such as the City, are allowed to establish and amend the level of contributions made by the employer towards the monthly cost of the plans. Changes to the employer contribution amount towards retiree benefits are recorded in a resolution adopted by the City Council. The City has elected a five year amortization period for the Other Post Employment Benefits ("OPEB") plan assets deposited into the CERBT, permitted under GASB Statement 45 paragraph 13F, amortization periods allow for a maximum of 30 years with no minimum years.

The City has established a policy to make contributions, for the purpose of funding its calculated obligations over a period of time, enough to pay current benefits due, with the intent to make the full ARC contributions (17.6% of payroll for fiscal year 2015) as fiscal conditions improve, to the CERBT each year. The amount necessary to fund future benefits is based on projections from the January 1, 2011 Actuarial Study completed by Bickmore Risk Services in accordance with GASB Statement 45, *Accounting and Financial Reporting for Postemployment Benefits Other than Pensions*.

For fiscal year 2015, the City made a total of \$1,313,379 in contributions.

Annual OPEB Cost and Net OPEB Obligation. The City's annual OPEB cost (expense) is calculated based on the Annual Required Contribution of the employer (ARC), an amount actuarially determined in accordance with the parameters of GASB Statement 45. The ARC represents a level of funding that, if paid on an ongoing basis, is projected to cover normal cost each year and amortize any unfunded actuarial liabilities (or funding excess) over a period not to exceed thirty years. The following table shows the components of the City of Antioch annual OPEB costs for the year segregated to show amounts by each City sponsored plan(although combined in the trust), the amount actually contributed to the plan, and changes in the City's net OPEB obligation to the City Retiree Health Plan:

City of Antioch
Notes to the Basic Financial Statements
For the year ended June 30, 2015



	Miscellaneous	Management	Police	Total
Annual Required Contributions	\$ 822,641	\$ 463,644	\$ 2,261,415	\$ 3,547,700
Interest on net OPEB obligation	(3,865)	(49,263)	217,014	163,886
Adjustment to annual required contributions	7,041	55,435	(238,237)	(175,761)
Annual OPEB Cost	825,817	469,816	2,240,192	3,535,825
Contributions Made	274,657	518,326	520,396	1,313,379
Increase in net OPEB obligation	(551,160)	48,510	(1,719,796)	(2,222,446)
Net OPEB Asset (Obligation) - beginning of year	80,697	1,028,451	(4,530,557)	(3,421,409)
Net OPEB Asset (Obligation) - end of year	\$ (470,463)	\$ 1,076,961	\$ (6,250,353)	\$ (5,643,855)

The following shows the calculation of the Annual Required Contributions for FY 2015:

	Miscellaneous	Management	Police	Total
Normal Cost at Year End	\$ 355,745	\$ 91,085	\$ 939,855	\$ 1,386,685
Amortization of UAAL	429,296	351,366	1,218,189	1,998,851
Interest	37,600	21,193	103,371	162,164
Annual Required Contribution (ARC)	\$ 822,641	\$ 463,644	\$ 2,261,415	\$ 3,547,700

The City's annual OPEB cost, the percentage of annual OPEB cost contributed to the plan (shown by City sponsored plan), and the net OPEB asset (obligation) for FY2015 and the two previous years were as follows:

Miscellaneous			
Fiscal Year Ended	Annual OPEB Cost	% of Annual OPEB Contributed	OPEB Asset (Obligation)
6/30/2013	\$ 687,901	44%	\$ 519,505
6/30/2014	724,139	39%	80,697
6/30/2015	825,817	33%	(470,463)

Management			
Fiscal Year Ended	Annual OPEB Cost	% of Annual OPEB Contributed	OPEB Asset
6/30/2013	\$ 422,497	129%	\$ 929,121
6/30/2014	428,675	123%	1,028,451
6/30/2015	469,816	110%	1,076,961

Police			
Fiscal Year Ended	Annual OPEB Cost	% of Annual OPEB Contributed	OPEB (Obligation)
6/30/2013	\$ 2,017,476	17%	\$ (2,724,468)
6/30/2014	158,225	16%	(4,530,557)
6/30/2015	2,240,192	23%	(6,250,353)

The City uses a Special Revenue Fund to liquidate the liability.

City of Antioch
Notes to the Basic Financial Statements
For the year ended June 30, 2015



Funded Status and Funding Progress. As of July 1, 2013, the most recent actuarial valuation date, the plan was 18.1% funded. The actuarial accrued liability for benefits was \$45,977 (in thousands), and the actuarial value of assets was \$8,328 (in thousands), resulting in an unfunded accrued liability of \$37,669 (in thousands).

California Employers' Retiree Benefit Trust*
Funded Status of Plan

Valuation Date:	Actuarial Accrued Liability (AAL)	Actuarial Value of Assets	Unfunded Actuarial Accrued Liability (UAAL)	Funded Status		Annual Covered Payroll	Unfunded Liability As A % of Payroll
				AVA	MVA		
7/1/13	\$45,997*	\$8,328*	\$37,669*	18.1%	18.1%	\$19,548*	192.7%

*The three City sponsored plans are maintained in one CERBT account; amounts in 000's

The required schedule of funding progress immediately following the notes to the financial statements presents additional, multi-year, trend information about whether the actuarial value of plan assets is increasing or decreasing over time relative to the actuarial accrued liability for benefits.

Actuarial valuations of an ongoing plan involve estimates of the value of reported amounts and assumptions about the probability of occurrence of events far into the future. Examples include assumptions about future employment, mortality, and the healthcare cost trend. Amounts determined regarding the funded status of the plan and the annual required contributions of the employer are subject to continual revision as actual results are compared with past expectations and new estimates are made about the future.

Actuarial Methods and Assumptions. Projections of benefits for financial reporting purposes are based on the substantive plan (the plan as understood by the employer and the plan members) and include the types of benefits provided at the time of each valuation and the historical pattern of sharing of benefit costs between the employer and plan members to that point. The actuarial methods and assumptions used include techniques that are designed to reduce the effects of short-term volatility in actuarial accrued liabilities and the actuarial value of assets, consistent with the long-term perspective of the calculations.

In the July 1, 2013 actuarial valuation, the entry age normal cost method was used. The actuarial assumptions used include (a) a 4.79% investment rate of return; (b) projected salary increases at 3.25% per year; (c) inflation of 3.00% and (d) healthcare cost trend rates ranging between 4.50% and 8.5% between 2015 and 2024, with annual increases of 4.64% from 2025 and thereafter for City contributions linked to a specific medical plan and annual increases of 4.50% from 2015 and thereafter for City contributions that are capped. The Unfunded Actuarial Accrued Liability (UAAL) is being amortized as a level percentage of projected payroll over 30 years on a closed basis. The remaining amortization period as of June 30, 2015 was 23 years for the plan.

(b) Medical After Retirement Plan Account

Employees hired after September 1, 2007 are not eligible for post employment medical benefits as defined in the previous plan. The City has created a medical after retirement program in which the City will contribute 1.5% of the employee's base monthly salary into an account established for the employee to be used for future medical benefits. This plan is being administered by Operating Engineers Local 3. The City will match an additional amount of up to 1.0% of the employee contribution, for a total City contribution not to exceed 2.5%. Employees have the right to their individual plan upon separation of employment. As of June 30, 2015, there were 89 participants in the plan. During the year, the City contributed \$109,900 towards employee accounts.

City of Antioch
Notes to the Basic Financial Statements
For the year ended June 30, 2015



NOTE 16 - RISK MANAGEMENT

The City is exposed to various risks of loss related to torts; theft of, damage to, and destruction of assets; errors and omissions; injuries to employees; and natural disaster. The City currently reports its risk management activities in its General Fund and Loss Control Internal Service Fund.

The City participates in the Municipal Pooling Authority (MPA), a joint powers agency (risk-sharing pool) established to provide an independently managed self-insurance program for members. The purpose of MPA is to spread the adverse effect of losses among the member agencies and to purchase excess insurance as a group, thereby reducing its expense.

The City's deductibles and maximum coverage follow:

Coverage	Deductible	MPA	Excess Liability
General liability	\$50,000	\$50,001-\$1,000,000	\$1,000,001-\$29,000,000
Workers compensation	\$0	\$0-\$500,000	\$500,001-\$50,000,000
Property damage	\$25,000 all risk; \$100,000 flood	\$0	\$1 billion all risk; \$25,000,000 flood

The City contributes its pro rata share of anticipated losses to a pool administrated by MPA. Should actual losses among participants be greater than the anticipated losses, the City will be assessed retrospectively its pro rata share of that deficiency. Conversely, if the actual losses are less than anticipated, the City will be refunded its pro rata share of the excess. The City paid premiums of \$2,544,443 during the year ended June 30, 2015. MPA has obtained excess general liability coverage in the amount of \$28,000,000 for total coverage of \$29,000,000 through participation in the California Joint Powers Risk Management Association. MPA has also purchased excess property damage coverage through various commercial carriers. Settled claims have not exceeded this excess liability coverage in any of the past three fiscal years.

Claims expenditures and liabilities are reported when it is probable that a loss has occurred and the amount of that loss can be reasonably estimated and includes incremental claim expenses. Allocated and unallocated claims adjustment expenditures are included in the liability balance. These losses include an estimate of claims that have been incurred but not reported. The claim liability balances at June 30, 2015 are discounted at 2.5%. This liability is the City's best estimate based on available information. Changes in the reported liability resulted from the following:

	Beginning of Fiscal Year Liability	Deductibles and Charges in Estimates	Payments	End of Fiscal Year Liability
2012-2013	\$ 664,085	\$ 481,110	\$ 534,888	\$ 610,307
2013-2014	610,307	795,117	886,355	519,069
2014-2015	519,069	391,361	334,546	575,884

City of Antioch
Notes to the Basic Financial Statements
For the year ended June 30, 2015



NOTE 17 – SERVICE CONCESSION ARRANGEMENT FOR GOLF COURSE

In 1982, the City entered into an agreement with Antioch Public Golf Course, Inc., (Corporation) under which the Corporation will operate, manage and collect user fees from the Lone Tree Golf Course through 2017. The Corporation's sole purpose is to efficiently operate the golf course so that excess revenues may be returned to the course for improvements to the course and its related facilities and encourage the public to play golf in the City. The Corporation is not required to share any percentage of its revenues with the City. Since the inception of the agreement, the City has financed improvements to the existing facility with the issuance of ABAG Lease Revenue Bonds. The Corporation reimburses the City for the cost of annual debt service on the bonds and a corresponding revenue amount is recognized for these repayments. The City reports the golf course and improvements as capital assets with a carrying value of \$8,524,362. As the assets are required to be returned to the City at the end of the agreement in their original condition, the assets are not being depreciated.

NOTE 18 – JOINTLY GOVERNED ORGANIZATIONS

(a) Antioch Area Public Facilities Financing Agency

The City and Antioch Unified School District (School District) are members of the Antioch Area Public Facilities Financing Agency (AAPFFA), a community facilities district comprising part of the City and the School District. The AAPFFA was formed to finance construction and acquisition of school facilities for the School District and public facilities for the City. The AAPFFA is controlled by a governing board consisting of seven members: two members of the City Council, two members of the District Board and three members from the general public. The board controls the operation and finances of the AAPFFA independent of influence by the City, and the AAPFFA is therefore excluded from the City's reporting entity.

The AAPFFA has issued Special Tax Bonds to finance various school district and City projects. These bonds are to be repaid out of a special tax levied on property owners of the community facilities district comprising the AAPFFA. During the fiscal year ended June 30, 2015 the AAPFFA contributed \$72,854 of bond proceeds to the City to finance construction of amenities at the City's Prewett Park facility. This contribution has been recorded as revenue from other agencies in the City's Capital Projects Funds. The City acts as fiscal agent for the AAPFFA. The City's Finance Department maintains accounting records and processes receipts and disbursements. The AAPFFA's financial statements are available by contacting the City of Antioch, Finance Department, P.O. Box 5007, Antioch, CA 94531-5007, 925-779-7055.

(b) Contra Costa County Home Mortgage Finance Authority

The City and Contra Costa County are members of the Contra Costa Home Mortgage Financing Authority (Home Mortgage). The Home Mortgage issued 1984 Home Mortgage Revenue Bonds for the purpose of facilitating the financing of low-income home mortgages in the City and County. The City made no contributions to the Home Mortgage during the fiscal year ended June 30, 2015. The Home Mortgage is governed by a board consisting of representatives of the County and City. The board controls the operations and finances of the Authority, independent of influence by the City. Therefore, the Home Mortgage is excluded from the City's reporting entity. The Home Mortgage's financial statements are available by contacting the Contra Costa County Community Development Department, 651 Pine Street, Martinez, CA 94553-1229, 925-646-4208.

City of Antioch
Notes to the Basic Financial Statements
For the year ended June 30, 2015



NOTE 19 - COMMITMENTS AND CONTINGENCIES

(a) Grants

The City participates in Federal and State grant programs. These programs have been audited by the City's independent auditors in accordance with the provisions of the Federal Single Audit Act Amendments of 1996, and applicable Federal and State requirements. No cost disallowances were proposed as a result of these audits; however, these programs are still subject to further examination by the grantors and the amount, if any, of expenditures which may be disallowed by the granting agencies cannot be determined at this time. The City expects such amounts, if any, to be immaterial.

(b) Pending Litigation

The City is a defendant in a number of lawsuits, which have arisen in the normal course of business. While substantial damages are alleged in some of these actions, their outcome cannot be predicted with certainty. In the opinion of the City Attorney, these actions when finally adjudicated will not have a material adverse effect on the financial position of the City.

(c) Construction Commitments

Among the significant construction commitments were \$655,773 towards Cavallo Road pavement project and approximately \$292,000 towards Prewett Park new water feature project.

(d) Redevelopment Dissolution

The State of California Department of Finance completed its review of the Due Diligence Review of Other Funds and Accounts of the former Antioch Development Agency required under the Dissolution Act. In May 2013, the City was ordered to return \$803,883 in funds to the Successor Agency for disallowed transfers from the former Antioch Development Agency to the City which occurred after January 1, 2011, but prior to the redevelopment dissolution date of February 1, 2012. The City and Successor Agency are continuing to challenge the determination made, and as such, the City has only returned \$34,925 of the funds to the Successor Agency as of June 30, 2015, with \$768,958 remaining under dispute.

NOTE 20 – SUCCESSOR AGENCY TRUST FOR ASSETS OF THE FORMER REDEVELOPMENT AGENCY

(a) Redevelopment Dissolution

On December 29, 2011, the California Supreme Court upheld Assembly Bill 1X 26 ("the Bill") that provides for the dissolution of all redevelopment agencies in the State of California. This action impacted the reporting entity of the City that previously had reported a redevelopment agency within the reporting entity of the City as a blended component unit.

The Bill provides that upon dissolution of a redevelopment agency, either the City or another unit of local government will agree to serve as the "successor agency" to hold the assets until they are distributed to other units of state and local government. On January 24, 2012, the City Council elected to become the Successor Agency for the former redevelopment agency in accordance with the Bill as part of City resolution number 2012/07.

After enactment of the law, which occurred on June 28, 2011, redevelopment agencies in the State of California cannot enter into new projects, obligations or commitments. Subject to the control a newly established oversight board, remaining assets can only be used to pay enforceable obligations in

City of Antioch
Notes to the Basic Financial Statements
For the year ended June 30, 2015



existence at the date of dissolution (including the completion of any unfinished projects that were subject to legally enforceable contractual commitments).

Successor agencies will only be allocated revenue in the amount that is necessary to pay the estimated annual installment payments on enforceable obligations of the former redevelopment agency until all enforceable obligations of the prior redevelopment agency have been paid in full and all assets have been liquidated.

The Bill directs the State Controller of the State of California to review the propriety of any transfers of assets between the redevelopment agencies and other public bodies that occurred after January 1, 2011. If the public body that received such transfers is not contractually committed to a third party for the expenditure or encumbrance of those assets, the State Controller is required to order the available assets to be transferred to the public body designated as the successor agency by the Bill. The State Controller conducted the review of the former Antioch Development Agency in late August 2013.

Management believes, in consultation with legal counsel, that the obligations of the former redevelopment agency due to the City are valid enforceable obligations payable by the successor agency trust under the requirements of the Bill. The City's position on this issue is not a position of settled law and there is considerable legal uncertainty regarding this issue. It is reasonably possible that a legal determination may be made at a later date by an appropriate judicial authority that would resolve this issue unfavorably to the City.

In accordance with the timeline set forth in the Bill (as modified by the California Supreme Court on December 29, 2011) all redevelopment agencies in the State of California were dissolved and ceased to operate as a legal entity as of February 1, 2012.

The assets and activities of the dissolved redevelopment agency are reported in a fiduciary fund (private-purpose trust fund) in the financial statements of the City as the activities are under control of an Oversight Board which is comprised of seven members, five of which represent taxing entities, one member is a former redevelopment agency employee and one member is appointed by the Mayor. The State of California Department of Finance has final approval of all actions of the Successor Agency. The City provides administrative services to the Successor Agency to wind down the affairs of the former Antioch Development Agency.

(b) Capital Assets

In March 2011, the former Antioch Development Agency entered into a property conveyance agreement with the City for 25 parcels. In the prior fiscal year, the State of California Department of Finance ordered the return of 21 of the parcels, deeming them not to be for governmental purpose, thus disallowing the transfer of the assets. The parcels have been transferred back from the City and are now being held by the Successor Agency until ultimate disposition is determined and approved by the Department of Finance through a long range property management plan as required under the Dissolution Act.

City of Antioch
Notes to the Basic Financial Statements
For the year ended June 30, 2015



Capital asset activity for the year ended June 30, 2015 was as follows:

	July 1, 2014	Additions	June 30, 2015
<i>Nondepreciable</i>			
Land	\$ 2,372,607	\$ -	\$ 2,372,607
<i>Depreciable</i>			
Buildings	542,609	-	542,609
Improvements other than buildings	14,431	-	14,431
Total depreciable assets, gross	<u>557,040</u>	<u>-</u>	<u>557,040</u>
<i>Less accumulated depreciation for:</i>			
Buildings	338,058	18,087	356,145
Improvements other than buildings	9,861	481	10,342
Total accumulated depreciation	<u>347,919</u>	<u>18,568</u>	<u>366,487</u>
Total depreciable assets, net	<u>209,121</u>	<u>(18,568)</u>	<u>190,553</u>
Capital assets, net	<u>\$ 2,581,728</u>	<u>\$ (18,568)</u>	<u>\$ 2,563,160</u>

(c) Long-Term Obligations

The Successor Agency is responsible for two outstanding bonds of the former redevelopment agency and one bond of the Antioch Public Financing Authority. Although issued by the Antioch Public Finance Authority, repayment for a portion of the 2015A Lease Revenue Refunding Bonds is pledged for repayment by the former Antioch Development Agency therefore the associated liability has been transferred to the Successor Agency Trust. A description of the bonds, including a schedule of changes in long term obligations and debt service requirements to maturity follows.

(1) Long-Term Debt Composition

Type of Indebtedness (Purpose)	Final Maturity	Annual Principal Installment	Interest Rates	Original Issue Amount	Outstanding at June 30, 2015
Tax Allocation Bonds:					
2000 - ADA Project 1 Refunding	9/1/17	\$200,000-1,380,000	4.2-5.0%	\$ 14,450,000	\$ 3,925,000
2009 - ADA Project 1	9/1/27	\$95,343-142,289	2.60%	2,080,841	1,593,058
Total tax allocation bonds				<u>16,530,841</u>	<u>5,518,058</u>
Lease Revenue Bonds:					
2015A Issue - APFA Municipal Facilities,	5/1/32	\$1,352,000-2,116,650	2.0-5.0%	19,315,000	19,315,000
Total lease revenue bonds				<u>19,315,000</u>	<u>19,315,000</u>
Total long-term obligations				<u>\$ 35,845,841</u>	<u>\$ 24,833,058</u>

City of Antioch
Notes to the Basic Financial Statements
For the year ended June 30, 2015



(2) Long-Term Obligation Activity

Changes in long-term obligations for the year ended June 30, 2015 are as follows:

	Balance			Balance June 30, 2015	Amount Due Within One Year
	July 1, 2014	Increases	Decreases		
2015A Lease Revenue Bonds	\$ -	\$ 19,315,000	\$ -	\$ 19,315,000	\$ 390,000
Unamortized Premiums	-	2,494,105	(138,561)	2,355,544	-
2000 Tax Allocation Bonds	5,110,000	-	(1,185,000)	3,925,000	1,240,000
2009 Tax Allocation Bonds	1,694,977	-	(101,919)	1,593,058	104,569
2002 Lease Revenue Bonds	21,980,000	-	(21,980,000)	-	-
Unamortized Premiums	155,524	-	(155,524)	-	-
Total obligations held by the Successor Agency Trust	\$ 28,940,501	\$ 21,809,105	\$ (23,561,004)	\$ 27,188,602	\$ 1,734,569

(3) Debt Service Requirements

As of June 30, 2015, annual debt service requirements of governmental activities to maturity are as follows:

Year ending June 30:	Tax Allocation Bonds		Lease Revenue Bonds	
	Principal	Interest	Principal	Interest
2016	\$ 1,344,569	204,536	\$ 390,000	\$ 1,002,528
2017	1,412,288	138,931	540,000	812,450
2018	1,490,077	68,980	590,000	796,250
2019	112,939	31,581	645,000	772,650
2020	115,876	28,606	715,000	740,400
2021-2025	626,168	95,635	4,785,000	3,087,250
2026-2030	416,141	16,415	7,645,000	1,647,500
2031-2035	-	-	4,005,000	181,800
Total	\$ 5,518,058	\$ 584,684	\$ 19,315,000	\$ 9,040,828

On February 11, 2015, the Antioch Public Financing Authority (Authority) issued \$23,155,000 in Lease Revenue Refunding Bonds (Municipal Facilities Project), Series 2015A with interest rates ranging between 2% and 5%. The Authority issued the bonds to refund the entire \$4,740,000 of the outstanding ABAG 2001 Lease Revenue Bonds and \$21,505,000 of the outstanding 2002 A&B Lease Revenue Refunding Bonds. \$19,315,000 of the par amount of bonds issued are secured by the Successor Agency to the Antioch Development Agency. \$3,840,000 of the par amount of bonds issued are an obligation of the City and discussed in Note 9. The refunding reduced total debt service payments over the next 18 years by \$6,279,686. This results in an economic gain (difference between the present value of debt service payments on the old and new debt) of \$5,314,114.

Interest payments and bond retirements are serviced by revenues generated by the tax increment from the former redevelopment agency. Contra Costa County remits funds from the Redevelopment Property Tax Retirement Trust Fund to the Successor Agency to pay enforceable obligations of the former agency every six months.

City of Antioch
Notes to the Basic Financial Statements
For the year ended June 30, 2015



NOTE 21 – SUBSEQUENT EVENT

On September 22, 2015 the State of California passed SB 107 related to the dissolution of redevelopment. This bill contains two provisions which impact the Successor Agency and City. Specifically, Section Health & Safety Code Section 34179.7 (a) requires that successor agencies must make payments owing pursuant to the Due Diligence Review by December 31, 2015 or never receive a Finding of Completion; and public parking facilities are considered to be for governmental purpose if revenue received from use of the parking facility does not exceed maintenance costs.

The State of California Department of Finance (DOF) has deemed that the Successor Agency to the Antioch Development Agency (Successor Agency) owes \$769,958 in funds pursuant to its Due Diligence Review (DDR). The Successor Agency and City have been challenging this decision, refer to Note 19 (d), and a court hearing is scheduled for February 2016. The funds in question are currently being held in the City's Marina Enterprise Fund.

In regards to this amount owed by the Successor Agency, SB 107 provides that a successor agency can obtain a finding of completion after entering into an installment payment plan agreement with DOF to provide for the payment of any amounts owed on the DDR over time. The finding of completion is issued at the time the agreement is entered into even though the full amount of the DDR payment has not been made. The statute also provides that if a final judicial determination is received after payment of the DDR amount or some portion thereof pursuant to the installment payment plan agreement that reduces or eliminates the required payment, the amounts paid by the Successor Agency will be placed on a future ROPS and the over-payment returned from the Redevelopment Property Tax Trust Fund.

The Successor Agency approached DOF about an installment payment plan agreement in order to obtain a finding of completion while still pursuing litigation. DOF rejected the installment payment plan and the Successor Agency and City approved paying the contested amount owed by December 31, 2015 out of the City's General Fund in order to ensure a finding of completion is received.

The Successor Agency is holding fourteen government purpose parking lots as assets. The Successor Agency previously tried to transfer these to the City of Antioch in 2013, but the DOF denied the transfer as at that time, parking lots were not considered governmental purpose properties under dissolution law. Upon approval of SB 107, the Successor Agency is again trying to transfer the properties to the City of Antioch as the properties do not generate any revenue and are of no value to the Successor Agency. They are maintained by the City. The DOF is currently reviewing this action before it can occur, however, if a finding of completion is not received by December 31st and the DOF has not approved the transfer by then as well, then the Successor Agency will be forced to dispose of the properties.

The lack of a finding of completion has several implications for successor agencies throughout California. First, City/Agency loans that were previously nullified by AB 1x 26 will not be eligible for reinstatement. Secondly, property will be subject to disposition pursuant to Health and Safety Code Section 34180 rather than a long range property management plan, which means that the non-governmental purpose properties will have to be disposed of expeditiously and for maximum value. Also, if the successor agency has any stranded bond proceeds, the bond proceeds would have to be used to defease the bonds rather than for the purposes for which they were issued. Of longer term consequences, the new AB2 that allows a limited form of redevelopment in the future contains a provision that a successor agency that has not received a finding of completion cannot adopt a community revitalization and investment project area. Agencies that do not receive a finding of completion are also not eligible to adopt an enhanced infrastructure financing district.

This page intentionally left blank.

REQUIRED SUPPLEMENTARY INFORMATION

City of Antioch
Required Supplementary Information
Budgetary Comparison Schedule
For the Fiscal Year Ended June 30, 2015

Schedule of Revenues and Transfers In - General Fund

	Original Budget	Final Budget	Actual	Variance With Final Budget Positive (Negative)
FUNCTION/ACTIVITY:				
TAXES				
Property secured	\$ 7,213,490	\$ 8,120,266	\$ 8,127,390	\$ 7,124
Property in lieu of VLF	5,549,175	6,226,679	6,226,679	-
Property unsecured	281,085	262,369	286,928	24,559
Property other	365,400	365,407	458,063	92,656
Sales and use tax	11,976,010	12,029,958	12,011,350	(18,608)
Sales and use tax - Measure C	4,489,747	5,583,641	5,583,640	(1)
Motor vehicle in-lieu	-	43,626	43,626	-
Transient lodging tax	80,000	80,000	104,789	24,789
Franchises - other	8,013	7,924	7,924	-
Franchises - gas	166,845	181,975	181,975	-
Franchises - electric	380,410	391,424	391,424	-
Franchises - cable tv	1,211,975	1,211,975	1,298,454	86,479
Franchises - garbage	942,075	942,075	944,366	2,291
Business license tax (Gross Receipts)	1,155,000	1,591,100	1,964,477	373,377
Property transfer tax	330,000	330,000	381,546	51,546
Total taxes	34,149,225	37,368,419	38,012,631	644,212
LICENSES AND PERMITS				
Building permits	1,000,000	800,000	922,159	122,159
Street & curb permits	150,000	140,000	150,074	10,074
Wide vehicle/overload	7,500	7,500	10,208	2,708
Technology fee	22,500	22,500	23,621	1,121
Energy Inspection Fee	22,500	22,500	23,575	1,075
Pool Safety Fee	300	600	595	(5)
Accessibility Fee (Non-Resident)	2,000	2,750	3,266	516
Green Bldg Verification & Compliance	85,000	37,735	44,640	6,905
Total licenses and permits	1,289,800	1,033,585	1,178,138	144,553
FINES AND PENALTIES				
Vehicle code fines	35,000	35,000	38,296	3,296
Non-traffic fines	100	6,000	17,061	11,061
Total fines and penalties	35,100	41,000	55,357	14,357
INVESTMENT INCOME AND RENTALS				
Investment income	40,000	50,000	76,429	26,429
Rent and concessions	458,510	458,510	475,899	17,389
Total investment income and rentals	498,510	508,510	552,328	43,818
REVENUE FROM OTHER AGENCIES				
Homeowners property tax relief	70,000	70,000	78,650	8,650
P.O.S.T. reimbursements	12,000	12,298	26,088	13,790
Grant reimbursements	370,000	1,868,837	1,460,937	(407,900)
Total revenue from other agencies	452,000	1,951,135	1,565,675	(385,460)

(Continued)

City of Antioch
Required Supplementary Information, Continued
Budgetary Comparison Schedule
For the Fiscal Year Ended June 30, 2015

Schedule of Revenues and Transfers In - General Fund

	Original Budget	Final Budget	Actual	Variance With Final Budget Positive (Negative)
FUNCTION/ACTIVITY, Continued:				
CURRENT SERVICE CHARGES				
Administrative services	89,300	89,300	89,170	(130)
Special police services	822,822	822,822	826,334	3,512
False alarm fees	54,000	72,156	95,224	23,068
Plan checking fees	445,000	481,000	483,481	2,481
Planning fees	32,000	27,195	31,397	4,202
Inspection fees	100,000	180,000	147,442	(32,558)
Special public works services	16,400	9,212	8,012	(1,200)
Other service charges	15,480	15,480	15,969	489
Assessment fees	165,350	135,100	146,959	11,859
CDBG Code Enforcement	-	-	24,994	24,994
Charges for services	5,760,752	5,913,653	5,784,924	(128,729)
Billings to Department	274,228	276,770	225,434	(51,336)
Total current service charges	7,775,332	8,022,688	7,879,340	(143,348)
OTHER REVENUES				
Miscellaneous revenue	845,695	1,253,691	1,360,935	107,244
OTHER FINANCING SOURCES				
Transfers in:				
Gas Tax Fund	1,010,000	1,010,000	1,010,000	-
Pollution Elimination	266,130	266,130	260,688	(5,442)
Street Impact	1,123,500	1,123,500	1,123,500	-
Street Light and Landscape Maintenance Districts	605,841	561,581	560,275	(1,306)
Supplementary Law Enforcement Grant	100,000	100,057	100,057	-
Local Law Enforcement Block Grant	-	44,987	42,903	(2,084)
Traffic Safety	80,000	80,000	80,000	-
Water Fund	288,000	288,000	288,000	-
Sewer Fund	288,000	288,000	288,000	-
Total transfers in	3,761,471	3,762,255	3,753,423	(8,832)
Total other financing sources	3,761,471	3,762,255	3,753,423	(8,832)
Total general fund revenues and other financing sources	\$ 48,807,133	\$ 53,941,283	\$ 54,357,827	\$ 416,544

(Concluded)

City of Antioch
Required Supplementary Information, Continued
Budgetary Comparison Schedule
For the Fiscal Year Ended June 30, 2015

Schedule of Expenditures and Transfers Out - General Fund

FUNCTION/ACTIVITY:	Budget		Actual	Variance With Final Budget Positive (Negative)
	Original	Final		
City Council	\$ 147,326	\$ 126,616	\$ 128,356	\$ (1,740)
City Attorney	506,256	510,240	495,541	14,699
City Manager	473,894	502,176	496,418	5,758
City Clerk	227,543	219,791	223,786	(3,995)
City Treasurer	234,318	236,765	190,366	46,399
Personnel Services	690,850	692,718	650,828	41,890
Economic Development	275,661	287,586	270,717	16,869
Finance/Purchasing	1,431,965	1,493,053	1,457,248	35,805
Warehouse & Central Stores	12,976	13,606	13,604	2
Emergency Services	26,527	26,527	23,956	2,571
Non-Departmental	1,697,299	1,626,463	1,246,816	379,647
Total general government	5,724,615	5,735,541	5,197,636	537,905
PUBLIC WORKS				
Maintenance Administration	341,107	359,961	357,758	2,203
General Maintenance Services	58,900	61,611	53,534	8,077
Street Maintenance	1,570,334	1,436,169	1,057,696	378,473
Engineering and Land Development	1,066,161	1,170,204	1,132,711	37,493
Signal & Street Lighting	872,840	894,319	713,564	180,755
Striping & Signing	680,904	720,882	662,015	58,867
Facilities Maintenance	512,540	606,397	540,170	66,227
Park Maintenance	882,662	1,096,579	1,064,516	32,063
Median and General Landscape	405,212	432,143	405,305	26,838
Capital Improv/Engineering Administration	171,756	134,284	102,745	31,539
Engineering Services	181,722	160,980	136,984	23,996
Work Alternative	132,259	147,967	129,505	18,462
Total public works	6,876,397	7,221,496	6,356,503	864,993
PUBLIC SAFETY				
Administration	3,698,306	3,933,238	3,765,234	168,004
Police Reserve	8,229	12,017	10,653	1,364
Prisoner Custody	606,614	491,610	484,390	7,220
Community Policing Division	15,533,344	12,242,016	15,797,949	(3,555,933)
Community Policing Division - Measure C Funded	3,599,643	6,369,644	2,441,399	3,928,245
Investigation	3,413,696	3,640,949	3,708,039	(67,090)
Special Operations Unit	996,156	943,916	931,459	12,457
Communications	2,889,669	2,682,417	2,606,703	75,714
Community Volunteer	81,664	81,617	73,104	8,513
Facility Maintenance	553,752	563,204	493,531	69,673
Total public safety	31,381,073	30,960,628	30,312,461	648,167

(Continued)

City of Antioch
Required Supplementary Information, Continued
Budgetary Comparison Schedule
For the Fiscal Year Ended June 30, 2015

Schedule of Expenditures and Transfers Out - General Fund

	Budget		Actual	Variance With
	Original	Final		Final Budget Positive (Negative)
COMMUNITY DEVELOPMENT				
Office of the Director	657,258	744,193	702,356	41,837
Land Planning Services	1,030,142	1,373,020	1,066,743	306,277
Code Enforcement	279,218	298,775	292,772	6,003
Code Enforcement - Measure C Funded	188,900	188,900	112,685	76,215
Building Inspections	682,829	763,229	690,178	73,051
Total community development	2,838,347	3,368,117	2,864,734	503,383
Total current expenditures	46,820,432	47,285,782	44,731,334	2,554,448
CAPITAL OUTLAY				
General Government:				
Public Works:				
Striping & Signing	9,000	12,000	7,074	4,926
Public Safety:				
Community Policing	120,000	208,143	120,845	87,298
Communications	-	1,827,000	1,237,727	589,273
Total capital outlay	129,000	2,047,143	1,365,646	681,497
OTHER FINANCING USES:				
Transfers out:				
Animal Control	521,565	505,688	435,773	69,915
Antioch WaterPark	284,500	325,955	579,000	(253,045)
Equipment Maintenance	100,000	100,000	100,000	-
Vehicle Replacement	200,000	200,000	200,000	-
Recreation	545,540	570,558	422,440	148,118
Downtown Street Light & Landscape District	165,000	165,000	143,000	22,000
Honeywell Capital Lease	36,182	36,182	36,180	2
Total transfers out	1,852,787	1,903,383	1,916,393	(13,010)
Total general fund expenditures and other financing uses	\$ 48,802,219	\$ 51,236,308	\$ 48,013,373	\$ 3,222,935

(Concluded)

City of Antioch
Required Supplementary Information, Continued
Budgetary Comparison Schedule
For the Fiscal Year Ended June 30, 2015

Special Revenue Fund - Housing and Community Development

	Budget		Actual	Variance With
	Original	Final		Final Budget
				Positive
				(Negative)
REVENUES:				
Investment income and rentals	\$ 1,200	\$ 1,200	\$ 1,500	\$ 300
Revenue from other agencies	1,123,104	1,190,766	697,827	(492,939)
Current service charges	-	65,000	81,811	16,811
Other	42,200	140,730	117,345	(23,385)
Total revenues	1,166,504	1,397,696	898,483	(499,213)
EXPENDITURES:				
Current:				
Community development	1,161,304	1,299,686	1,140,030	159,656
Total expenditures	1,161,304	1,299,686	1,140,030	159,656
REVENUES OVER (UNDER) EXPENDITURES	5,200	98,010	(241,547)	(339,557)
OTHER FINANCING (USES):				
Transfers (out)	-	(35,483)	(35,483)	-
Total other financing uses	-	(35,483)	(35,483)	-
Net change in fund balances	\$ 5,200	\$ 62,527	(277,030)	\$ (339,557)
FUND BALANCES:				
Beginning of year			6,109,962	
End of year			\$ 5,832,932	

City of Antioch
Required Supplementary Information, Continued
Budgetary Comparison Schedule
For the Fiscal Year Ended June 30, 2015

Special Revenue Fund - Gas Tax

	Budget		Actual	Variance With
	Original	Final		Final Budget Positive (Negative)
REVENUES:				
Taxes	\$ 2,720,768	\$ 3,023,277	\$ 2,965,738	\$ (57,539)
Investment income and rentals	10,000	35,000	48,730	13,730
Revenues from other agencies	-	1,173,233	1,021,981	(151,252)
Total revenues	2,730,768	4,231,510	4,036,449	(195,061)
EXPENDITURES:				
Current:				
Public works	325,737	3,545,566	3,545,566	-
Capital outlay	2,790,000	4,329,917	1,937,563	2,392,354
Total expenditures	3,115,737	7,875,483	5,483,129	2,392,354
REVENUES OVER (UNDER) EXPENDITURES	(384,969)	(3,643,973)	(1,446,680)	2,197,293
OTHER FINANCING SOURCES (USES):				
Transfers in	200,000	200,000	200,000	-
Transfers (out)	(1,555,230)	(1,571,896)	(1,571,896)	-
Total other financing sources (uses)	(1,355,230)	(1,371,896)	(1,371,896)	-
Net change in fund balances	\$ (1,740,199)	\$ (5,015,869)	(2,818,576)	\$ 2,197,293
FUND BALANCES:				
Beginning of year			6,981,220	
End of year			\$ 4,162,644	

City of Antioch
Required Supplementary Information, Continued
Budgetary Comparison Schedule
For the Fiscal Year Ended June 30, 2015

Special Revenue Fund - Housing Successor

	Budget		Actual	Variance With
	Original	Final		Final Budget
				Positive
				(Negative)
REVENUES:				
Investment income and rentals	\$ 1,000	\$ 5,500	\$ 9,183	\$ 3,683
Other	5,000	297,163	305,280	8,117
Total revenues	6,000	302,663	314,463	11,800
EXPENDITURES:				
Current:				
Community development	174,617	134,236	205,004	(70,768)
Total expenditures	174,617	134,236	205,004	(70,768)
REVENUES OVER (UNDER) EXPENDITURES	(168,617)	168,427	109,459	(58,968)
OTHER FINANCING SOURCES:				
Transfers in	-	35,483	35,483	-
Total other financing sources	-	35,483	35,483	-
Net change in fund balances	\$ (168,617)	\$ 168,427	144,942	\$ (58,968)
FUND BALANCES:				
Beginning of year			18,897,550	
End of year			\$ 19,042,492	

**City of Antioch
Required Supplementary Information
For the Fiscal Year Ended June 30, 2015**

**Miscellaneous Employees Retirement System,
an Agent Multiple-Employer Defined Benefit Pension Plan
As of June 30, 2015
Last 10 Years***

SCHEDULE OF CHANGES IN THE NET PENSION LIABILITY AND RELATED RATIOS

	2014
Total Pension Liability	
Service Cost	\$ 2,275,615
Interest on total pension liability	10,868,782
Difference between expected and actual experience	0
Changes in assumptions	0
Changes in benefits	0
Benefit payments, including refunds of employee contributions	(7,232,184)
Net change in total pension liability	5,912,213
Total pension liability - beginning	147,395,383
Total pension liability - ending (a)	\$ 153,307,596
 Plan fiduciary net position	
Contributions - employer	2,667,605
Contributions - employee	1,105,584
Net Investment income	16,670,267
Benefit payments	(7,232,184)
Net change in plan fiduciary net position	13,211,272
Plan fiduciary net position - beginning	97,110,375
Plan fiduciary net position - ending (b)	\$ 110,321,647
 Net pension liability - ending (a) - (b)	 \$ 42,985,949
 Plan fiduciary net position as a percentage of the total pension liability	 71.96%
 Covered - employee payroll	 12,054,961
 Net pension liability as a percentage of covered-employee payroll	 356.58%

Notes to Schedule:

Benefit changes: The figures above do not include any liability impact that may have resulted from plan changes which occurred after June 30, 2013. This applies for voluntary benefit changes as well as any offers of Two Years Additional Service Credit.

Changes in assumptions: There were no changes in assumptions.

*Fiscal year 2015 was the 1st year of implementation, therefore only one year is shown.

**City of Antioch
Required Supplementary Information
For the Fiscal Year Ended June 30, 2015**

**Miscellaneous Employees Retirement System,
an Agent Multiple-Employer Defined Benefit Pension Plan
As of June 30, 2015
Last 10 Years*
SCHEDULE OF CONTRIBUTIONS**

		2015
Actuarially Determined Contribution	\$	3,344,511
Contributions in Relation to the Actuarially Determined Contribution		(3,344,511)
Contribution Deficiency (Excess)	\$	-
 Covered-Employee Payroll		 12,819,651
 Contributions as a Percentage of Covered-Employee Payroll		 26.09%

Notes to Schedule

Valuation Date	June 30, 2011
Amortization method	Level percent of payroll
Actuarial cost method	Entry age normal
Asset valuation method	Actuarial value of assets
Inflation	2.75%
Salary increases	Varies by entry age and service
Payroll Growth	3.00%
Investment rate of return	7.50% net of pension plan investment and administrative expenses; includes inflation
Retirement age	The probabilities of retirement are based on the 2010 CalPERS Experience Study for the period from 1997-2007
Mortality	The probabilities of retirement are based on the 2010 CalPERS Experience Study for the period from 1997-2007 Pre-retirement and post-retirement mortality rates include 5 years of projected mortality improvement using Scale published by the Society of Actuaries

*Fiscal year 2015 was the 1st year of implementation, therefore only one year is shown.

**City of Antioch
Required Supplementary Information
For the Fiscal Year Ended June 30, 2015**

**Public Safety Employees Retirement System,
Cost-Sharing Multiple-Employer Defined Benefit Pension Plans
As of June 30, 2015
Last 10 Years***

SCHEDULE OF THE LOCAL GOVERNMENTS PROPORTIONATE SHARE OF THE NET PENSION LIABILITY

	2014
Proportion of the net pension liability	.53771%
Proportionate share of the net pension liability	\$ 33,459,081
Covered - employee payroll	\$ 10,649,187
Proportionate share of the net pension liability as percentage of covered-employee payroll	314.19%
Plan's fiduciary net position	\$ 108,292,116
Plan fiduciary net position as a percentage of of the total pension liability	76.40%

Notes to Schedule:

Benefit changes: The figures above do not include any liability impact that may have resulted from plan changes which occurred after June 30, 2013 as they have minimal cost impact. This applies for voluntary benefit changes as well as any offers of Two Years Additional Service Credit.

Changes in assumptions: There were no changes in assumptions.

*Fiscal year 2015 was the 1st year of implementation, therefore only one year is shown. Schedule includes all cost-sharing levels combined as the Second Tier Safety amount is so minimal that the percentages show as zero and the PEPRA tier is accounted for in the Classic tier GASB 68 valuation prepared by CalPERS.

**City of Antioch
Required Supplementary Information
For the Fiscal Year Ended June 30, 2015**

**Public Safety Employees Retirement System,
Cost-Sharing Multiple-Employer Defined Benefit Pension Plans
As of June 30, 2015
Last 10 Years*
SCHEDULE OF CONTRIBUTIONS**

		2015
Actuarially Determined Contribution	\$	3,652,991
Contributions in Relation to the Actuarially Determined Contribution		(3,652,991)
Contribution Deficiency (Excess)	\$	-
 Covered-Employee Payroll		 11,368,228
 Contributions as a Percentage of Covered-Employee Payroll		 32.13%

Notes to Schedule

Valuation Date	June 30, 2011
Amortization method	Level percent of payroll
Actuarial cost method	Entry age normal
Asset valuation method	15 year smoothed market
Inflation	2.75%
Salary increases	Varies by entry age and service
Payroll Growth	3.00%
Investment rate of return	7.50% net of pension plan investment and administrative expenses; includes inflation
Retirement age	The probabilities of retirement are based on the 2010 CalPERS Experience Study for the period from 1997-2007
Mortality	The probabilities of retirement are based on the 2010 CalPERS Experience Study for the period from 1997-2007 Pre-retirement and post-retirement mortality rates include 5 years of projected mortality improvement using Scale published by the Society of Actuaries

*Fiscal year 2015 was the 1st year of implementation, therefore only one year is shown. The schedule combines all levels of the Safety Cost-Sharing plan as only one valuation was performed by CalPERS at the June 30, 2011 valuation date that determined the contributions for the July 1-June 30, 2015 period.

**City of Antioch
Required Supplementary Information
For the Fiscal Year Ended June 30, 2015**

**Supplementary Retirement Plan
As of June 30, 2015
Last 10 Years***

SCHEDULE OF CHANGES IN THE NET PENSION LIABILITY AND RELATED RATIOS

	2015
Total Pension Liability	
Service Cost	\$ -
Interest on total pension liability	76,000
Difference between expected and actual experience	-
Changes in assumptions	(23,000)
Changes in benefits	-
Benefit payments, including refunds of employee contributions	(82,000)
Net change in total pension liability	(29,000)
Total pension liability - beginning	2,104,000
Total pension liability - ending (a)	\$ 2,075,000
 Plan fiduciary net position	
Contributions - employer	91,667
Contributions - employee	-
Net Investment income	-
Administrative expense	(5,000)
Benefit payments	(82,000)
Net change in plan fiduciary net position	4,667
Plan fiduciary net position - beginning	69,000
Plan fiduciary net position - ending (b)	\$ 73,667
 Net pension liability - ending (a) - (b)	 \$ 2,001,333
 Plan fiduciary net position as a percentage of the total pension liability	 3.55%
 Covered - employee payroll	 -
 Net pension liability as a percentage of covered-employee payroll	 n/a

Notes to Schedule:

Covered payroll: This is a closed plan and thus there is no covered employee payroll

*Fiscal year 2015 was the 1st year of implementation, therefore only one year is shown.

**City of Antioch
Required Supplementary Information
For the Fiscal Year Ended June 30, 2015**

**Supplementary Retirement Plan
As of June 30, 2015
Last 10 Years*
SCHEDULE OF CONTRIBUTIONS**

	2015	
Actuarially Determined Contribution	\$	184,000
Contributions in Relation to the Actuarially Determined Contribution		(91,667)
Contribution Deficiency (Excess)	\$	92,333
 Covered-Employee Payroll		 -
 Contributions as a Percentage of Covered-Employee Payroll		 n/a

Notes to Schedule

Valuation Date		June 30, 2013
Amortization method		Level dollar
Actuarial cost method		Entry age normal
Asset valuation method		Market value
Inflation		2.75%
Salary increases	Aggregate increases -	3.25%
Payroll Growth		3.00%
Investment rate of return		4.00%
Retirement age		Expected retirement age of 53
Mortality	The probabilities of retirement are based on the CalPERS Experience Study for the period from 1997-2011. Pre-retirement and post-retirement mortality rates include 5 years of projected mortality improvement using Scale published by the Society of Actuaries.	

*Fiscal year 2015 was the 1st year of implementation, therefore only one year is shown.

**City of Antioch
Required Supplementary Information
For the Fiscal Year Ended June 30, 2015**

**California Employers' Retiree Benefit Trust
Funded Status of Plan**

Valuation Date	Actuarial Accrued Liability (AAL)	Actuarial Value of Assets	Unfunded Actuarial Accrued Liability (UAAL)	Funded Status		Annual Covered Payroll	Unfunded Liability as a % of Payroll
				AVA	MVA		
1/1/2011	\$ 25,338,471	\$ 7,375,365	\$ 17,963,106	29.1%	29.1%	\$ 18,786,946	95.6%
7/1/2011	38,433,174	7,454,949	30,978,225	19.4%	19.4%	18,786,946	164.9%
7/1/2013	45,996,778	8,328,210	37,668,568	18.1%	18.1%	19,548,456	192.7%

City of Antioch
Notes to Required Supplementary Information
For the Fiscal Year Ended June 30, 2015

BUDGETARY BASIS OF ACCOUNTING

The City follows the se procedures in establishing the budgetary data reflecte d in the required supplementary information:

1. The City Manager submits to the City Council a proposed operating budget for the fiscal year commencing the following July 1. The operating bu dget includes proposed expenditures and the means of financing them.
2. Public hearings are conducted to obtain taxpayer comments.
3. The budget is legally enacted through passage of a minute order.
4. The City Manager is authorized to transfe r budgeted amounts between departments within any fund; however, any revisions that increase the total expenditures of any fund must be approved by the City Council. Expenditures may not legally exceed budgeted appropriations at the fund level without City Council approval.
5. The City adopts a two year budget for its G eneral Fund, Special Revenue Funds and Capital Projects Funds. Debt Service Funds budgetary control is achieved through bond indenture provisions.
6. Budgets are adopted on a basis consistent with accounting principles generally accepted in the United States of America. Amounts presented include amendments approved by the City Council.
7. Encumbrance accounting is employ ed as an extensio n of formal budg etary integration in the City's governmental funds. Encumbran ces outstanding at year end are reported as assignments of fund balances, since they do not yet constitute expenditures or liabilities. Encumbrances are reappropriated in the following year. Unexpended appropriations lapse at year end.

SUPPLEMENTAL INFORMATION

City of Antioch
Combining Balance Sheet
Non-Major Governmental Funds
June 30, 2015

	Special Revenue Funds	Debt Service Funds	Capital Project Funds	Total
ASSETS				
Cash and investments	\$ 12,403,349	\$ -	\$ 3,058,860	\$ 15,462,209
Accounts, net	1,952,027	776,679	185,516	2,914,222
Tax	382,733	-	-	382,733
Prepaid items	92,949	271	-	93,220
Restricted cash and investments	-	4,332	-	4,332
Total assets	\$ 14,831,058	\$ 781,282	\$ 3,244,376	\$ 18,856,716
LIABILITIES				
Liabilities:				
Accounts payable	\$ 1,019,109	\$ -	\$ 142,256	\$ 1,161,365
Accrued payroll	106,868	-	3,490	110,358
Deposits	625,321	-	715,283	1,340,604
Due to other funds	231,143	773,428	34,086	1,038,657
Unearned revenue	58,146	-	-	58,146
Total liabilities	2,040,587	773,428	895,115	3,709,130
DEFERRED INFLOWS OF RESOURCES				
Unavailable AAPFFA receipts	-	-	6,648	6,648
Total deferred inflows of resources	-	-	6,648	6,648
Fund Balances:				
Nonspendable:				
Petty cash and prepaid items	92,431	271	-	92,702
Restricted for:				
Debt service	-	7,583	-	7,583
Public Facilities	-	-	49,240	49,240
Streets	3,601,745	-	-	3,601,745
Parks	177,980	-	-	177,980
PEG Programming	932,523	-	-	932,523
Storm Channels	2,648,432	-	-	2,648,432
Landscape Maintenance	1,353,197	-	-	1,353,197
Tidelands Areas Protection	123,741	-	-	123,741
Law Enforcement	108,735	-	-	108,735
Traffic Safety	17,957	-	-	17,957
Parks & Recreation	172,101	-	-	172,101
Animal Shelter Maintenance /Operation	70,590	-	-	70,590
Abandoned Vehicle	178,578	-	-	178,578
Committed to:				
Parks	1,295,765	-	-	1,295,765
Landscape Maintenance	49,596	-	-	49,596
Arts & Cultural Activities	26,340	-	-	26,340
Recreation Programs	6,462	-	-	6,462
Field Maintenance	130,161	-	-	130,161
Memorial Field Maintenance	21,312	-	-	21,312
Road Repair	77,011	-	-	77,011
Waste Reduction	424,591	-	-	424,591
Youth Activities/Building Maintenance	70,084	-	-	70,084
Traffic Signals	928,914	-	-	928,914
Post Retirement Medical	244,740	-	-	244,740
Assigned to:				
Parks & Recreation	37,485	-	-	37,485
Capital Projects	-	-	367,630	367,630
Community Benefit Programs	-	-	129,434	129,434
AD 26	-	-	375,875	375,875
AD 27	-	-	1,522,137	1,522,137
Unassigned	-	-	(101,703)	(101,703)
Total fund balances	12,790,471	7,854	2,342,613	15,140,938
Total liabilities, deferred inflows of resources and fund balances	\$ 14,831,058	\$ 781,282	\$ 3,244,376	\$ 18,856,716

City of Antioch
Combining Statement of Revenues, Expenditures and Changes in Fund Balances
Non-Major Governmental Funds
For the Fiscal Year Ended June 30, 2015

	Special Revenue Funds	Debt Service Funds	Capital Project Funds	Total
REVENUES:				
Taxes	\$ 1,656,954	\$ -	\$ -	\$ 1,656,954
Fines and penalties	78,775	-	-	78,775
Investment income and rentals	726,514	127,282	19,644	873,440
Revenue from other agencies	2,173,260	-	139,004	2,312,264
Current service charges	2,895,662	-	153,802	3,049,464
Special assessment revenue	2,985,273	-	-	2,985,273
Other	214,710	-	370,098	584,808
Total revenues	10,731,148	127,282	682,548	11,540,978
EXPENDITURES:				
Current:				
General government	846,993	63,904	-	910,897
Public works	765,794	-	460,382	1,226,176
Public safety	1,513,792	-	-	1,513,792
Parks and recreation	3,491,122	-	-	3,491,122
Community development	316,741	-	104	316,845
Capital outlay	1,109,446	-	532,617	1,642,063
Debt service:				
Principal retirement	-	5,310,214	-	5,310,214
Interest and fiscal charges	-	361,553	-	361,553
Bond issuance costs	-	59,436	-	59,436
Total expenditures	8,043,888	5,795,107	993,103	14,832,098
REVENUES OVER (UNDER) EXPENDITURES	2,687,260	(5,667,825)	(310,555)	(3,291,120)
OTHER FINANCING SOURCES (USES):				
Refunding Bond Proceeds	-	3,840,000	-	3,840,000
Debt Premium	-	582,530	-	582,530
Transfers in	1,087,431	521,729	392,000	2,001,160
Transfers (out)	(2,347,490)	-	-	(2,347,490)
Total other financing sources (uses)	(1,260,059)	4,944,259	392,000	4,076,200
Net change in fund balances	1,427,201	(723,566)	81,445	785,080
FUND BALANCES:				
Beginning of year	11,363,270	731,420	2,261,168	14,355,858
End of year	\$ 12,790,471	\$ 7,854	\$ 2,342,613	\$ 15,140,938

This page intentionally left blank.

NON-MAJOR SPECIAL REVENUE FUNDS

These funds account for the proceeds derived from special revenue sources, which are legally restricted to expenditures for specified purposes.

Delta Fair Property Fund

This fund accounts for revenues resulting from the sale or lease of surplus right-of-way property acquired from the State. In accordance with agreements with the State, expenditures must be for park and recreational facilities.

Recreation Programs

This fund accounts for revenue received to cover the costs of recreation programs provided by the City's Leisure Services Divisions.

Animal Control Fund

This fund accounts for revenues and expenditures of the City's animal services program. A portion of the revenues required to operate this function comes from animal licenses and shelter, adoption, handling, and impound fees. The remainder comes from a subsidy transfer from the General Fund.

Civic Arts Fund

This fund accounts for money specifically set aside for art programs and projects. Revenues come from a percentage of the City's Transient Occupancy Tax. Expenditures are for a variety of programs in the fund and performing arts, as well as projects such as Art in Public Places.

Park in Lieu Fund

This fund accounts for revenues from park dedication fees required of all new construction. Monies are accumulated in accounts allocated to certain parks on the basis of the area in which the construction is taking place. These funds are then appropriated and spent for park development.

Senior Bus Fund

This fund accounts for the City's Senior Bus Program, which provides door-to-door transportation to frail, elderly, and disabled individuals. Revenue sources are grant funds through the Metropolitan Transportation Commission and fees paid by riders and the Antioch Committee on Aging.

Abandoned Vehicles Fund

This fund accounts for revenue from AB 4114, which charges a \$1.00 fee on the registration of all vehicles located in the City. The funds are received from the County and are used to remove abandoned vehicles from City streets.

Traffic Signal Fee Fund

This fund accounts for fees from developers for all new traffic signal construction.

Asset Forfeitures Fund

This fund was established to account for the proceeds from sales of assets seized in connection with drug enforcement. These proceeds are to be used for law enforcement purposes.

Measure J Growth Management Program Fund

This fund accounts for Measure J Funds, which are used to construct roads.

NON-MAJOR SPECIAL REVENUE FUNDS, Continued

Child Care Fund

This fund accounts for lease revenue received and City expenditures relating to the child care center leased from the City by the YWCA.

Tidelands Assembly Bill 1900

In 1990, the California State Legislature passed legislation that created tidelands entitlement areas. Funds are generated by payments from the lessees of the City's tidelands areas. This revenue is limited to improving accessibility and/or protection of the City's waterfront areas.

Maintenance Districts

Established to account for revenue and related expenditures of lighting and landscape activities.

Solid Waste Reduction AB 939

Under AB 939, a special fee is levied by the State against each ton of solid waste, which is disposed at landfill sites. A portion of this fee goes back to the cities on a quarterly basis for use in achieving AB 939 goals.

Pollution Elimination

This fund was established to account for activities related to the National Pollution Discharge Elimination Program. The purpose of this program is to monitor and reduce storm water pollution.

Supplemental Law Enforcement

This fund accounts for supplemental public safety funding allocated in AB 3229. Funds must be used for front-line police services and must supplement and not supplant existing funding for law enforcement services.

Street Impact Fund

This fund accounts for franchise taxes received.

Traffic Safety Fund

This fund accounts for fines and forfeitures received under Section 1463 of the Penal Code. Funds shall be used exclusively for official traffic control devices, the maintenance thereof, equipment and supplies for traffic law enforcement and traffic accident prevention.

PEG Franchise Fee Fund

This fund accounts for a 1% fee collected from video franchises to support local Public, Educational and Governmental Programming (PEG).

Post Retirement Medical

This fund is used to pay post retirement medical benefits for retirees under the following categories: Miscellaneous, Police, and Management employees.

This page intentionally left blank.

City of Antioch
Combining Balance Sheet
Non-Major Special Revenue Funds
June 30, 2015

	Delta Fair Property	Recreation Programs	Animal Control	Civic Arts	Park in Lieu	Senior Bus	Abandoned Vehicles
ASSETS							
Cash and investments	\$ 177,980	\$ 618,404	\$ 186,968	\$ 13,773	\$ 1,252,935	\$ 209,586	\$ 178,591
Receivables:							
Accounts, net	-	58,615	7,950	-	42,870	-	-
Taxes	-	-	-	12,635	-	-	-
Prepaid items	-	544	4	-	-	-	-
Total assets	\$ 177,980	\$ 677,563	\$ 194,922	\$ 26,408	\$ 1,295,805	\$ 209,586	\$ 178,591
LIABILITIES AND FUND BALANCES							
Liabilities:							
Accounts payable	\$ -	\$ 85,546	\$ 39,962	\$ 68	\$ 40	\$ -	\$ -
Accrued payroll	-	45,620	20,915	-	-	-	13
Deposits	-	329,332	63,451	-	-	-	-
Due to other funds	-	-	-	-	-	-	-
Unavailable revenue	-	58,146	-	-	-	-	-
Total liabilities	-	518,644	124,328	68	40	-	13
Fund balances:							
Nonspendable:							
Petty cash and prepaid items	-	984	4	-	-	-	-
Restricted for:							
Streets	-	-	-	-	-	-	-
Parks	177,980	-	-	-	-	-	-
PEG Programming	-	-	-	-	-	-	-
Storm Channels	-	-	-	-	-	-	-
Landscape Maintenance	-	-	-	-	-	-	-
Tidelands Areas Protection	-	-	-	-	-	-	-
Law Enforcement	-	-	-	-	-	-	-
Traffic Safety	-	-	-	-	-	-	-
Parks & Recreation	-	-	-	-	-	172,101	-
Animal Shelter Maintenance /Operation	-	-	70,590	-	-	-	-
Abandoned Vehicle	-	-	-	-	-	-	178,578
Committed to:							
Parks	-	-	-	-	1,295,765	-	-
Landscape Maintenance	-	-	-	-	-	-	-
Arts & Cultural Activities	-	-	-	26,340	-	-	-
Recreation Programs	-	6,462	-	-	-	-	-
Field Maintenance	-	130,161	-	-	-	-	-
Memorial Field Maintenance	-	21,312	-	-	-	-	-
Road Repair	-	-	-	-	-	-	-
Waste Reduction	-	-	-	-	-	-	-
Youth Activities/Building Maintenance	-	-	-	-	-	-	-
Traffic Signals	-	-	-	-	-	-	-
Post Retirement Medical	-	-	-	-	-	-	-
Assigned to:							
Parks & Recreation	-	-	-	-	-	37,485	-
Total fund balances	177,980	158,919	70,594	26,340	1,295,765	209,586	178,578
Total liabilities and fund balances	\$ 177,980	\$ 677,563	\$ 194,922	\$ 26,408	\$ 1,295,805	\$ 209,586	\$ 178,591

City of Antioch
Combining Balance Sheet
Non-Major Special Revenue Funds
June 30, 2015

	Supplemental					Post		Total
	Law Enforcement	LLEBG Byrne Grant	Street Impact	Traffic Safety	PEG Fanchise Fee	Retirement Medical		
ASSETS								
Cash and investments	\$ 7,185	\$ -	\$ -	\$ 2,882	\$ 864,879	\$ 244,740	\$ 12,403,349	
Receivables:								
Accounts, net	50,366	6,676	-	15,075	-	-	1,952,027	
Taxes	-	-	301,478	-	68,620	-	382,733	
Prepaid items	-	-	-	-	-	90,219	92,949	
Total assets	\$ 57,551	\$ 6,676	\$ 301,478	\$ 17,957	\$ 933,499	\$ 334,959	\$ 14,831,058	
LIABILITIES AND FUND BALANCES								
Liabilities:								
Accounts payable	\$ -	\$ -	\$ -	\$ -	\$ 976	\$ -	\$ 1,019,109	
Accrued payroll	-	-	-	-	-	-	106,868	
Deposits	-	-	-	-	-	-	625,321	
Due to other funds	-	6,676	224,467	-	-	-	231,143	
Unavailable revenue	-	-	-	-	-	-	58,146	
Total liabilities	-	6,676	224,467	-	976	-	2,040,587	
Fund balances:								
Nonspendable:								
Petty cash and prepaid items	-	-	-	-	-	90,219	92,431	
Restricted for:								
Streets	-	-	-	-	-	-	3,601,745	
Parks	-	-	-	-	-	-	177,980	
PEG Programming	-	-	-	-	932,523	-	932,523	
Storm Channels	-	-	-	-	-	-	2,648,432	
Landscape Maintenance	-	-	-	-	-	-	1,353,197	
Tidelands Areas Protection	-	-	-	-	-	-	123,741	
Law Enforcement	57,551	-	-	-	-	-	108,735	
Traffic Safety	-	-	-	17,957	-	-	17,957	
Parks & Recreation	-	-	-	-	-	-	172,101	
Animal Shelter Maintenance / Operation	-	-	-	-	-	-	70,590	
Abandoned Vehicle	-	-	-	-	-	-	178,578	
Committed to:								
Parks	-	-	-	-	-	-	1,295,765	
Landscape Maintenance	-	-	-	-	-	-	49,596	
Arts & Cultural Activities	-	-	-	-	-	-	26,340	
Recreation Programs	-	-	-	-	-	-	6,462	
Field Maintenance	-	-	-	-	-	-	130,161	
Memorial Field Maintenance	-	-	-	-	-	-	21,312	
Road Repair	-	-	77,011	-	-	-	77,011	
Waste Reduction	-	-	-	-	-	-	424,591	
Youth Activities/Building Maintenance	-	-	-	-	-	-	70,084	
Traffic Signals	-	-	-	-	-	-	928,914	
Post Retirement Medical	-	-	-	-	-	244,740	244,740	
Assigned to:								
Parks & Recreation	-	-	-	-	-	-	37,485	
Total fund balances	57,551	-	77,011	17,957	932,523	334,959	12,790,471	
Total liabilities and fund balances	\$ 57,551	\$ 6,676	\$ 301,478	\$ 17,957	\$ 933,499	\$ 334,959	\$ 14,831,058	

This page intentionally left blank.

City of Antioch
Combining Statement of Revenues, Expenditures and Changes in Fund Balances
Non-Major Special Revenue Funds
For the Fiscal Year Ended June 30, 2015

	Delta Fair Property	Recreation Programs	Animal Control	Civic Arts	Park in Lieu
REVENUES:					
Taxes	\$ -	\$ -	\$ -	\$ 44,910	\$ -
Fines and penalties	-	-	-	-	-
Investment income and rentals	141,200	376,051	133	73	7,758
Revenue from other agencies	-	-	88,000	-	33,870
Current service charges	-	867,766	328,831	-	119,793
Special assessment revenue	-	-	-	-	-
Other	-	43,570	57,463	4,161	-
Total revenues	141,200	1,287,387	474,427	49,144	161,421
EXPENDITURES:					
Current:					
General Government	-	-	-	-	-
Public works	554	-	-	-	32,560
Public safety	-	-	866,883	-	-
Parks and recreation	-	1,701,391	-	45,824	-
Community development	-	-	-	-	-
Capital outlay	-	-	-	-	69,788
Total expenditures	554	1,701,391	866,883	45,824	102,348
REVENUES OVER (UNDER) EXPENDITURES	140,646	(414,004)	(392,456)	3,320	59,073
OTHER FINANCING SOURCES (USES):					
Transfers in	-	465,140	435,773	-	-
Transfers (out)	-	(10,150)	(567)	-	(42,000)
Total other financing sources (uses)	-	454,990	435,206	-	(42,000)
Net change in fund balances	140,646	40,986	42,750	3,320	17,073
FUND BALANCES:					
Beginning of year	37,334	117,933	27,844	23,020	1,278,692
End of year	\$ 177,980	\$ 158,919	\$ 70,594	\$ 26,340	\$ 1,295,765

Senior Bus	Abandoned Vehicles	Traffic Signal Fee	Asset Forfeitures	Measure J Growth Management Program	Child Care	Tidelands Assembly Bill - 1900
\$ -	\$ -	\$ -	\$ -	\$ -	\$ -	\$ -
-	-	-	-	-	-	-
1,483	1,219	6,173	2,258	19,751	75,725	7,993
-	34,010	-	-	1,757,494	-	-
4,283	-	122,444	-	-	-	-
-	-	-	-	-	-	-
-	-	-	64,242	-	-	-
5,766	35,229	128,617	66,500	1,777,245	75,725	7,993
-	-	-	-	-	-	-
-	-	2,960	-	238,615	-	509
-	24,571	-	99,938	-	-	-
456	-	-	-	-	34,979	-
-	-	-	-	-	-	-
-	-	-	-	966,624	-	-
456	24,571	2,960	99,938	1,205,239	34,979	509
5,310	10,658	125,657	(33,438)	572,006	40,746	7,484
-	-	-	-	-	-	-
(7,700)	-	-	-	-	(70,000)	-
(7,700)	-	-	-	-	(70,000)	-
(2,390)	10,658	125,657	(33,438)	572,006	(29,254)	7,484
211,976	167,920	803,257	84,622	3,029,739	99,338	116,257
\$ 209,586	\$ 178,578	\$ 928,914	\$ 51,184	\$ 3,601,745	\$ 70,084	\$ 123,741

City of Antioch
Combining Statement of Revenues, Expenditures and Changes in Fund Balances
Non-Major Special Revenue Funds
For the Fiscal Year Ended June 30, 2015

	Lighting & Landscape District	Park 1A Maintenance District	Solid Waste Reduction AB 939	Pollution Elimination	Supplemental Law Enforcement
REVENUES:					
Taxes	\$ -	\$ 29,789	\$ 160,000	\$ -	\$ -
Fines and penalties	-	-	-	-	-
Investment income and rentals	11,342	41,385	3,378	18,802	78
Revenue from other agencies	-	255	57,230	-	157,537
Current service charges	-	-	-	-	-
Special assessment revenue	2,116,358	-	-	868,915	-
Other	24,039	-	12,250	-	-
Total revenues	2,151,739	71,429	232,858	887,717	157,615
EXPENDITURES:					
Current:					
General Government	-	-	-	-	-
Public works	-	-	-	489,836	-
Public safety	-	-	-	-	19
Parks and recreation	1,671,292	37,180	-	-	-
Community development	-	-	196,684	120,057	-
Capital outlay	-	-	-	73,034	-
Total expenditures	1,671,292	37,180	196,684	682,927	19
REVENUES OVER (UNDER) EXPENDITURES	480,447	34,249	36,174	204,790	157,596
OTHER FINANCING SOURCES (USES):					
Transfers in	151,518	-	-	35,000	-
Transfers (out)	(601,407)	(8,518)	-	(260,688)	(100,057)
Total other financing sources (uses)	(449,889)	(8,518)	-	(225,688)	(100,057)
Net change in fund balances	30,558	25,731	36,174	(20,898)	57,539
FUND BALANCES:					
Beginning of year	1,322,639	23,865	388,417	2,670,554	12
End of year	\$ 1,353,197	\$ 49,596	\$ 424,591	\$ 2,649,656	\$ 57,551

LLEBG Byrne Grant	Street Impact	Traffic Safety	PEG Fanchise Fee	Post Retirement Medical	Total
\$ -	\$ 1,162,112	\$ -	\$ 260,143	\$ -	\$ 1,656,954
-	-	78,775	-	-	78,775
-	3,471	270	6,007	1,964	726,514
44,864	-	-	-	-	2,173,260
-	-	-	-	1,452,545	2,895,662
-	-	-	-	-	2,985,273
-	-	-	-	8,985	214,710
44,864	1,165,583	79,045	266,150	1,463,494	10,731,148
-	-	-	52,677	794,316	846,993
-	760	-	-	-	765,794
1,961	-	83	-	520,337	1,513,792
-	-	-	-	-	3,491,122
-	-	-	-	-	316,741
-	-	-	-	-	1,109,446
1,961	760	83	52,677	1,314,653	8,043,888
42,903	1,164,823	78,962	213,473	148,841	2,687,260
-	-	-	-	-	1,087,431
(42,903)	(1,123,500)	(80,000)	-	-	(2,347,490)
(42,903)	(1,123,500)	(80,000)	-	-	(1,260,059)
-	41,323	(1,038)	213,473	148,841	1,427,201
-	35,688	18,995	719,050	186,118	11,363,270
\$ -	\$ 77,011	\$ 17,957	\$ 932,523	\$ 334,959	\$ 12,790,471

City of Antioch
Budgetary Comparison Schedule
Delta Fair Property Special Revenue Fund
For the Fiscal Year Ended June 30, 2015

	Original Budget	Final Budget	Actual Amount	Variance with Final Budget Positive (Negative)
REVENUES:				
Investment income and rentals	\$ 128,750	\$ 140,963	\$ 141,200	\$ 237
Total revenues	128,750	140,963	141,200	237
EXPENDITURES:				
Current:				
Public works	10,425	481	554	(73)
Total expenditures	10,425	481	554	(73)
REVENUES OVER (UNDER) EXPENDITURES	118,325	140,482	140,646	164
Net change in fund balances	\$ 118,325	\$ 140,482	140,646	\$ 164
FUND BALANCES:				
Beginning of year			37,334	
End of year			\$ 177,980	

City of Antioch
Budgetary Comparison Schedule
Recreation Programs Special Revenue Fund
For the Fiscal Year Ended June 30, 2015

	Original Budget	Final Budget	Actual Amount	Variance with Final Budget Positive (Negative)
REVENUES:				
Investment income and rentals	\$ 290,100	\$ 291,800	\$ 376,051	\$ 84,251
Current service charges	880,450	881,885	867,766	(14,119)
Other	35,000	36,314	43,570	7,256
Total revenues	<u>1,205,550</u>	<u>1,209,999</u>	<u>1,287,387</u>	<u>77,388</u>
EXPENDITURES:				
Current:				
Parks and recreation	1,714,553	1,756,874	1,701,391	55,483
Capital outlay	10,000	5,490	-	5,490
Total expenditures	<u>1,724,553</u>	<u>1,762,364</u>	<u>1,701,391</u>	<u>60,973</u>
REVENUES OVER (UNDER) EXPENDITURES	<u>(519,003)</u>	<u>(552,365)</u>	<u>(414,004)</u>	<u>138,361</u>
OTHER FINANCING SOURCES (USES):				
Transfers in	588,240	613,258	465,140	(148,118)
Transfers (out)	(10,150)	(10,150)	(10,150)	-
Total other financing sources (uses)	<u>578,090</u>	<u>603,108</u>	<u>454,990</u>	<u>(148,118)</u>
Net change in fund balances	<u>\$ 59,087</u>	<u>\$ 50,743</u>	40,986	<u>\$ (9,757)</u>
FUND BALANCES:				
Beginning of year			<u>117,933</u>	
End of year			<u>\$ 158,919</u>	

City of Antioch
Budgetary Comparison Schedule
Animal Control Special Revenue Fund
For the Fiscal Year Ended June 30, 2015

	Original Budget	Final Budget	Actual Amount	Variance with Final Budget Positive (Negative)
REVENUES:				
Revenue from other agencies	\$ 70,000	\$ 88,000	\$ 88,000	\$ -
Current service charges	295,000	301,000	328,831	27,831
Other	11,000	57,008	57,463	455
Total revenues	376,000	446,008	474,427	28,419
EXPENDITURES:				
Current:				
Public safety	896,998	978,494	866,883	111,611
Total expenditures	896,998	978,494	866,883	111,611
REVENUES OVER (UNDER) EXPENDITURES	(520,998)	(532,486)	(392,456)	140,030
OTHER FINANCING SOURCES (USES):				
Transfers in	521,565	505,688	435,773	(69,915)
Transfers (out)	(567)	(567)	(567)	-
Total other financing sources (uses)	520,998	505,121	435,206	(69,915)
Net change in fund balances	\$ -	\$ (27,365)	42,750	\$ 70,115
FUND BALANCES:				
Beginning of year			27,844	
End of year			\$ 70,594	

City of Antioch
Budgetary Comparison Schedule
Civic Arts Special Revenue Fund
For the Fiscal Year Ended June 30, 2015

	Original Budget	Final Budget	Actual Amount	Variance with Final Budget Positive (Negative)
REVENUES:				
Taxes	\$ 34,285	\$ 34,285	\$ 44,910	\$ 10,625
Investment income and rentals	25	45	73	28
Other	-	1,448	4,161	2,713
Total revenues	<u>34,310</u>	<u>35,778</u>	<u>49,144</u>	<u>13,366</u>
EXPENDITURES:				
Current:				
Parks and recreation	<u>45,533</u>	<u>45,496</u>	<u>45,824</u>	<u>(328)</u>
REVENUES OVER (UNDER) EXPENDITURES	<u>(11,223)</u>	<u>(9,718)</u>	<u>3,320</u>	<u>13,038</u>
Net change in fund balances	<u>\$ (11,223)</u>	<u>\$ (9,718)</u>	<u>3,320</u>	<u>\$ 13,038</u>
FUND BALANCES:				
Beginning of year			<u>23,020</u>	
End of year			<u>\$ 26,340</u>	

City of Antioch
Budgetary Comparison Schedule
Park in Lieu Special Revenue Fund
For the Fiscal Year Ended June 30, 2015

	Original Budget	Final Budget	Actual Amount	Variance with Final Budget Positive (Negative)
REVENUES:				
Investment income and rentals	\$ 22,000	\$ 6,000	\$ 7,758	\$ 1,758
Revenue from other agencies	-	33,870	33,870	-
Current service charges	110,000	110,000	119,793	9,793
Total revenues	132,000	149,870	161,421	11,551
EXPENDITURES:				
Current:				
Public works	10,849	33,795	32,560	1,235
Capital outlay	100,000	100,000	69,788	30,212
Total expenditures	110,849	133,795	102,348	31,447
REVENUES OVER (UNDER) EXPENDITURES	21,151	16,075	59,073	42,998
OTHER FINANCING (USES):				
Transfers (out)	-	(42,000)	(42,000)	-
Total other financing (uses)	-	(42,000)	(42,000)	-
Net change in fund balances	\$ 21,151	\$ (25,925)	17,073	\$ 42,998
FUND BALANCES:				
Beginning of year			1,278,692	
End of year			\$ 1,295,765	

City of Antioch
Budgetary Comparison Schedule
Senior Bus Special Revenue Fund
For the Fiscal Year Ended June 30, 2015

	Original Budget	Final Budget	Actual Amount	Variance with Final Budget Positive (Negative)
REVENUES:				
Investment income and rentals	\$ 1,000	\$ 1,000	\$ 1,483	\$ 483
Current service charges	4,000	4,000	4,283	283
Total revenues	5,000	5,000	5,766	766
EXPENDITURES:				
Current:				
Parks and recreation	400	600	456	144
Total expenditures	400	600	456	144
REVENUES OVER (UNDER) EXPENDITURES	4,600	4,400	5,310	910
OTHER FINANCING (USES):				
Transfers (out)	(7,700)	(7,700)	(7,700)	-
Total other financing (uses)	(7,700)	(7,700)	(7,700)	-
Net change in fund balances	\$ (3,100)	\$ (3,300)	(2,390)	\$ 910
FUND BALANCES:				
Beginning of year			211,976	
End of year			\$ 209,586	

City of Antioch
Budgetary Comparison Schedule
Abandoned Vehicle Special Revenue Fund
For the Fiscal Year Ended June 30, 2015

	Original Budget	Final Budget	Actual Amount	Variance with Final Budget Positive (Negative)
REVENUES:				
Investment income and rentals	\$ 1,000	\$ 1,000	\$ 1,219	\$ 219
Revenue from other agencies	47,000	47,000	34,010	(12,990)
Total revenues	48,000	48,000	35,229	(12,771)
EXPENDITURES:				
Current:				
Public safety	47,642	47,845	24,571	23,274
REVENUES OVER (UNDER) EXPENDITURES	358	155	10,658	10,503
Net change in fund balances	\$ 358	\$ 155	10,658	\$ 10,503
FUND BALANCES:				
Beginning of year			167,920	
End of year			\$ 178,578	

City of Antioch
Budgetary Comparison Schedule
Traffic Signal Fee Special Revenue Fund
For the Fiscal Year Ended June 30, 2015

	Original Budget	Final Budget	Actual Amount	Variance with Final Budget Positive (Negative)
REVENUES:				
Investment income and rentals	\$ 5,000	\$ 5,000	\$ 6,173	\$ 1,173
Revenue from other agencies	200,000	-	-	-
Current service charges	75,000	98,000	122,444	24,444
Total revenues	<u>280,000</u>	<u>103,000</u>	<u>128,617</u>	<u>25,617</u>
EXPENDITURES:				
Current:				
Public works	2,514	2,515	2,960	(445)
Capital outlay	235,000	30,000	-	30,000
Total expenditures	<u>237,514</u>	<u>32,515</u>	<u>2,960</u>	<u>29,555</u>
REVENUES OVER (UNDER) EXPENDITURES	<u>42,486</u>	<u>70,485</u>	<u>125,657</u>	<u>55,172</u>
Net change in fund balances	<u>\$ 42,486</u>	<u>\$ 70,485</u>	<u>125,657</u>	<u>\$ 55,172</u>
FUND BALANCES:				
Beginning of year			<u>803,257</u>	
End of year			<u>\$ 928,914</u>	

City of Antioch
Budgetary Comparison Schedule
Asset Forfeitures Special Revenue Fund
For the Fiscal Year Ended June 30, 2015

	Original Budget	Final Budget	Actual Amount	Variance with Final Budget Positive (Negative)
REVENUES:				
Investment income and rentals	\$ 2,100	\$ 2,100	\$ 2,258	\$ 158
Other	40,000	65,398	64,242	(1,156)
Total revenues	42,100	67,498	66,500	(998)
EXPENDITURES:				
Current:				
Public safety	40,159	100,727	99,938	789
Capital outlay	10,000	-	-	-
Total expenditures	50,159	100,727	99,938	789
REVENUES OVER (UNDER) EXPENDITURES	(8,059)	(33,229)	(33,438)	(209)
Net change in fund balances	\$ (8,059)	\$ (33,229)	(33,438)	\$ (209)
FUND BALANCES:				
Beginning of year			84,622	
End of year			\$ 51,184	

City of Antioch
Budgetary Comparison Schedule
Measure J Growth Management Program Special Revenue Fund
For the Fiscal Year Ended June 30, 2015

	Original Budget	Final Budget	Actual Amount	Variance with Final Budget Positive (Negative)
REVENUES:				
Investment income and rentals	\$ 20,000	\$ 20,000	\$ 19,751	\$ (249)
Revenue from other agencies	2,051,750	1,455,766	1,757,494	301,728
Total revenues	2,071,750	1,475,766	1,777,245	301,479
EXPENDITURES:				
Current:				
Public works	560,006	517,028	238,615	278,413
Capital outlay	1,395,000	1,754,097	966,624	787,473
Total expenditures	1,955,006	2,271,125	1,205,239	1,065,886
REVENUES OVER (UNDER) EXPENDITURES	116,744	(795,359)	572,006	1,367,365
Net change in fund balances	\$ 116,744	\$ (795,359)	\$ 572,006	\$ 1,367,365
FUND BALANCES:				
Beginning of year			3,029,739	
End of year			\$ 3,601,745	

City of Antioch
Budgetary Comparison Schedule
Child Care Special Revenue Fund
For the Fiscal Year Ended June 30, 2015

	Original Budget	Final Budget	Actual Amount	Variance with Final Budget Positive (Negative)
REVENUES:				
Investment income and rentals	\$ 75,317	\$ 75,117	\$ 75,725	\$ 608
Total revenues	75,317	75,117	75,725	608
EXPENDITURES:				
Current:				
Parks and recreation	27,357	47,023	34,979	12,044
REVENUES OVER (UNDER) EXPENDITURES	47,960	28,094	40,746	12,652
OTHER FINANCING (USES):				
Transfers (out)	(70,000)	(70,000)	(70,000)	-
Total other financing (uses)	(70,000)	(70,000)	(70,000)	-
Net change in fund balances	\$ (22,040)	\$ (41,906)	(29,254)	\$ 12,652
FUND BALANCES:				
Beginning of year			99,338	
End of year			\$ 70,084	

City of Antioch
Budgetary Comparison Schedule
Tidelands Assembly Bill-1900 Special Revenue Fund
For the Fiscal Year Ended June 30, 2015

	Original Budget	Final Budget	Actual Amount	Variance with Final Budget Positive (Negative)
REVENUES:				
Investment income and rentals	\$ 7,825	\$ 7,771	\$ 7,993	\$ 222
Total revenues	7,825	7,771	7,993	222
EXPENDITURES:				
Current:				
Public works	20,617	628	509	119
REVENUES OVER (UNDER) EXPENDITURES	(12,792)	7,143	7,484	341
Net change in fund balances	\$ (12,792)	\$ 7,143	7,484	\$ 341
FUND BALANCES:				
Beginning of year			116,257	
End of year			\$ 123,741	

City of Antioch
Budgetary Comparison Schedule
Lighting & Landscape District Special Revenue Fund
For the Fiscal Year Ended June 30, 2015

	Original Budget	Final Budget	Actual Amount	Variance with Final Budget Positive (Negative)
REVENUES:				
Investment income and rentals	\$ 4,200	\$ 5,400	\$ 11,342	\$ 5,942
Special assessment revenue	2,100,762	2,116,356	2,116,358	2
Other	-	9,419	24,039	14,620
Total revenues	<u>2,104,962</u>	<u>2,131,175</u>	<u>2,151,739</u>	<u>20,564</u>
EXPENDITURES:				
Current:				
Parks and recreation	<u>2,014,058</u>	<u>2,109,192</u>	<u>1,671,292</u>	<u>437,900</u>
REVENUES OVER (UNDER) EXPENDITURES	<u>90,904</u>	<u>21,983</u>	<u>480,447</u>	<u>458,464</u>
OTHER FINANCING SOURCES (USES):				
Transfers in	768,705	795,526	151,518	(644,008)
Transfers (out)	<u>(1,241,246)</u>	<u>(1,220,434)</u>	<u>(601,407)</u>	<u>619,027</u>
Total other financing sources (uses)	<u>(472,541)</u>	<u>(424,908)</u>	<u>(449,889)</u>	<u>(24,981)</u>
Net change in fund balances	<u>\$ (381,637)</u>	<u>\$ (402,925)</u>	30,558	<u>\$ 433,483</u>
FUND BALANCES:				
Beginning of year			<u>1,322,639</u>	
End of year			<u>\$ 1,353,197</u>	

City of Antioch
Budgetary Comparison Schedule
Park 1A Maintenance District Special Revenue Fund
For the Fiscal Year Ended June 30, 2015

	Original Budget	Final Budget	Actual Amount	Variance with Final Budget Positive (Negative)
REVENUES:				
Taxes	\$ 21,750	\$ 29,180	\$ 29,789	\$ 609
Investment income and rentals	40,100	40,150	41,385	1,235
Revenue from other agencies	115	115	255	140
Total revenues	<u>61,965</u>	<u>69,445</u>	<u>71,429</u>	<u>1,984</u>
EXPENDITURES:				
Current:				
Parks and recreation	49,188	53,047	37,180	15,867
REVENUES OVER (UNDER) EXPENDITURES	<u>12,777</u>	<u>16,398</u>	<u>34,249</u>	<u>17,851</u>
OTHER FINANCING (USES):				
Transfers (out)	(9,432)	(9,805)	(8,518)	(1,287)
Total other financing (uses)	<u>(9,432)</u>	<u>(9,805)</u>	<u>(8,518)</u>	<u>(1,287)</u>
Net change in fund balances	<u>\$ 3,345</u>	<u>\$ 6,593</u>	25,731	<u>\$ 16,564</u>
FUND BALANCES:				
Beginning of year			<u>23,865</u>	
End of year			<u>\$ 49,596</u>	

City of Antioch
Budgetary Comparison Schedule
Solid Waste Reduction AB 939 Special Revenue Fund
For the Fiscal Year Ended June 30, 2015

	Original Budget	Final Budget	Actual Amount	Variance with Final Budget Positive (Negative)
REVENUES:				
Taxes	\$ 160,000	\$ 160,000	\$ 160,000	\$ -
Investment income and rentals	1,500	3,150	3,378	228
Revenue from other agencies	54,000	27,230	57,230	30,000
Other	5,000	11,000	12,250	1,250
Total revenues	220,500	201,380	232,858	31,478
EXPENDITURES:				
Current:				
Community development	242,077	246,882	196,684	50,198
Total expenditures	242,077	246,882	196,684	50,198
REVENUES OVER (UNDER) EXPENDITURES	(21,577)	(45,502)	36,174	81,676
Net change in fund balances	\$ (21,577)	\$ (45,502)	36,174	\$ 81,676
FUND BALANCES:				
Beginning of year			388,417	
End of year			\$ 424,591	

City of Antioch
Budgetary Comparison Schedule
Pollution Elimination Special Revenue Fund
For the Fiscal Year Ended June 30, 2015

	Original Budget	Final Budget	Actual Amount	Variance with Final Budget Positive (Negative)
REVENUES:				
Investment income and rentals	\$ 8,000	\$ 16,000	\$ 18,802	\$ 2,802
Special assessment revenue	830,000	868,915	868,915	-
Other	-	5	-	(5)
Total revenues	<u>838,000</u>	<u>884,920</u>	<u>887,717</u>	<u>2,797</u>
EXPENDITURES:				
Current:				
Public works	500,666	549,080	489,836	59,244
Community development	232,353	246,475	120,057	126,418
Capital outlay	125,000	325,000	73,034	251,966
Total expenditures	<u>858,019</u>	<u>1,120,555</u>	<u>682,927</u>	<u>437,628</u>
REVENUES OVER (UNDER) EXPENDITURES	<u>(20,019)</u>	<u>(235,635)</u>	<u>204,790</u>	<u>440,425</u>
OTHER FINANCING SOURCES (USES):				
Transfers in	35,000	35,000	35,000	-
Transfers (out)	(266,130)	(266,130)	(260,688)	5,442
Total other financing sources (uses)	<u>(231,130)</u>	<u>(231,130)</u>	<u>(225,688)</u>	<u>5,442</u>
Net change in fund balances	<u>\$ (251,149)</u>	<u>\$ (466,765)</u>	<u>(20,898)</u>	<u>\$ 445,867</u>
FUND BALANCES:				
Beginning of year			<u>2,670,554</u>	
End of year			<u>\$ 2,649,656</u>	

City of Antioch
Budgetary Comparison Schedule
Supplemental Law Enforcement Special Revenue Fund
For the Fiscal Year Ended June 30, 2015

	Original Budget	Final Budget	Actual Amount	Variance with Final Budget Positive (Negative)
REVENUES:				
Investment income and rentals	\$ -	\$ 59	\$ 78	\$ 19
Revenue from other agencies	100,000	100,000	157,537	57,537
Total revenues	100,000	100,059	157,615	57,556
EXPENDITURES:				
Current:				
Public Safety	-	15	19	(4)
REVENUES OVER (UNDER) EXPENDITURES	100,000	100,044	157,596	57,552
OTHER FINANCING (USES):				
Transfers (out)	(100,000)	(100,000)	(100,057)	(57)
Total other financing (uses)	(100,000)	(100,000)	(100,057)	(57)
Net change in fund balances	\$ -	\$ 59	57,539	\$ 57,499
FUND BALANCES:				
Beginning of year			12	
End of year			\$ 57,551	

City of Antioch
Budgetary Comparison Schedule
Local Law Enforcement Byrne Grant fund
For the Fiscal Year Ended June 30, 2015

	Original Budget	Final Budget	Actual Amount	Variance with Final Budget Positive (Negative)
REVENUES:				
Revenue from other agencies	\$ -	\$ 46,948	\$ 44,864	\$ (2,084)
Total revenues	-	46,948	44,864	(2,084)
EXPENDITURES:				
Current:				
Public Safety	-	1,961	1,961	-
REVENUES OVER (UNDER) EXPENDITURES	-	44,987	42,903	(2,084)
OTHER FINANCING (USES):				
Transfers (out)	-	(44,987)	(42,903)	2,084
Total other financing (uses)	-	(44,987)	(42,903)	2,084
Net change in fund balances	\$ -	\$ 1,961	-	\$ -
FUND BALANCES:				
Beginning of year			-	
End of year			\$ -	

City of Antioch
Budgetary Comparison Schedule
Street Impact Special Revenue Fund
For the Fiscal Year Ended June 30, 2015

	Original Budget	Final Budget	Actual Amount	Variance with Final Budget Positive (Negative)
REVENUES:				
Taxes	\$ 1,122,000	\$ 1,122,000	\$ 1,162,112	\$ 40,112
Investment income and rentals	2,000	2,000	3,471	1,471
Total revenues	<u>1,124,000</u>	<u>1,124,000</u>	<u>1,165,583</u>	<u>41,583</u>
EXPENDITURES:				
Current:				
Public works	500	700	760	(60)
REVENUES OVER (UNDER) EXPENDITURES	<u>1,123,500</u>	<u>1,123,300</u>	<u>1,164,823</u>	<u>41,523</u>
OTHER FINANCING (USES):				
Transfers (out)	(1,123,500)	(1,123,500)	(1,123,500)	-
Total other financing (uses)	<u>(1,123,500)</u>	<u>(1,123,500)</u>	<u>(1,123,500)</u>	<u>-</u>
Net change in fund balances	<u>\$ -</u>	<u>\$ (200)</u>	41,323	<u>\$ 41,523</u>
FUND BALANCES:				
Beginning of year			35,688	
End of year			<u>\$ 77,011</u>	

City of Antioch
Budgetary Comparison Schedule
Traffic Safety Special Revenue Fund
For the Fiscal Year Ended June 30, 2015

	Original Budget	Final Budget	Actual Amount	Variance with Final Budget Positive (Negative)
REVENUES:				
Fines and penalties	\$ 80,000	\$ 80,000	\$ 78,775	\$ (1,225)
Investment income and rentals	100	175	270	95
Total revenues	80,100	80,175	79,045	(1,130)
EXPENDITURES:				
Current:				
Public Safety	90	90	83	7
REVENUES OVER (UNDER) EXPENDITURES	80,010	80,085	78,962	(1,123)
OTHER FINANCING (USES):				
Transfers (out)	(80,000)	(80,000)	(80,000)	-
Total other financing (uses)	(80,000)	(80,000)	(80,000)	-
Net change in fund balances	\$ 10	\$ 85	(1,038)	\$ (1,123)
FUND BALANCES:				
Beginning of year			18,995	
End of year			\$ 17,957	

City of Antioch
Budgetary Comparison Schedule
PEG Franchise Fee Special Revenue Fund
For the Fiscal Year Ended June 30, 2015

	Original Budget	Final Budget	Actual Amount	Variance with Final Budget Positive (Negative)
REVENUES:				
Taxes	\$ 231,000	\$ 240,000	\$ 260,143	\$ 20,143
Investment income and rentals	5,500	5,500	6,007	507
Total revenues	236,500	245,500	266,150	20,650
EXPENDITURES:				
Current:				
General Government	82,178	131,928	52,677	79,251
Capital outlay	50,000	587	-	587
Total expenditures	132,178	132,515	52,677	79,838
REVENUES OVER (UNDER) EXPENDITURES	104,322	112,985	213,473	100,488
Net change in fund balances	\$ 104,322	\$ 112,985	213,473	\$ 100,488
FUND BALANCES:				
Beginning of year			719,050	
End of year			\$ 932,523	

City of Antioch
Budgetary Comparison Schedule
Post Retirement Medical Special Revenue Fund
For the Fiscal Year Ended June 30, 2015

	Original Budget	Final Budget	Actual Amount	Variance with Final Budget Positive (Negative)
REVENUES:				
Investment income and rentals	\$ -	\$ 1,100	\$ 1,964	\$ (864)
Charges for services	848,235	1,452,499	1,452,545	2,905,044
Other revenue	-	8,985	8,985	17,970
Total revenues	848,235	1,462,584	1,463,494	2,922,150
EXPENDITURES:				
General Government	913,647	836,932	794,316	42,616
Public safety	538,247	507,766	520,337	(12,571)
Total expenditures	1,451,894	1,344,698	1,314,653	30,045
REVENUES OVER (UNDER) EXPENDITURES	(603,659)	117,886	148,841	2,892,105
Net change in fund balances	\$ (603,659)	\$ 117,886	148,841	\$ 2,892,105
FUND BALANCES:				
Beginning of year			186,118	
End of year			\$ 334,959	

This page intentionally left blank.

NON-MAJOR DEBT SERVICE FUNDS

Debt Service Funds are used to account for the payment of principal and interest on the general debt service of the City and related entities.

ABA; /2015 Lease Revenue

In 1985 and 1994, the City of Antioch participated in the Association of Bay Area Governments' pooled Certificates of Participation to fund improvements to the clubhouse at the City's golf course and irrigation system, respectively. The fund accumulates monies for the payment of principal and interest from a portion of the fees collected and transmitted by the Antioch Public Golf Corporation. These bonds were refinanced in fiscal year 2015 with the issuance of the Antioch Public Financing Authority 2015A Lease Revenue Refunding Bonds.

Honeywell Capital Lease

In 2009, the City entered into a lease agreement with Bank of America for funding of interior building lighting retrofit, and street and park lighting retrofit. Energy savings as a result of the project are used to pay debt service.

City of Antioch
Combining Balance Sheet
Non-Major Debt Service Funds
June 30, 2015

	ABAG/ 2015 Lease Revenue	Honeywell Capital Lease	Total
ASSETS			
Accounts receivable, net	\$ 776,679	\$ -	\$ 776,679
Prepaid items	271	-	271
Restricted cash and investments	4,332	-	4,332
Total assets	\$ 781,282	\$ -	\$ 781,282
LIABILITIES AND FUND BALANCES			
Liabilities:			
Due to other funds	\$ 773,428	\$ -	\$ 773,428
Total liabilities	773,428	-	773,428
Fund balances:			
Nonspendable:			
Prepaid items	271	-	271
Restricted for:			
Debt service	7,583	-	7,583
Total fund balances	7,854	-	7,854
Total liabilities and fund balances	\$ 781,282	\$ -	\$ 781,282

City of Antioch

Combining Statement of Revenues, Expenditures and Changes in Fund Balances

Non-Major Debt Service Funds

For the Fiscal Year Ended June 30, 2015

	ABAG/ 2015 Lease Revenue	Honeywell Capital Lease	Total
REVENUES:			
Investment income and rentals	\$ 127,282	\$ -	\$ 127,282
Total revenues	127,282	-	127,282
EXPENDITURES:			
Current:			
General government	63,904	-	63,904
Debt service:			
Principal retirements	4,915,000	395,214	5,310,214
Interest and fiscal charges	235,038	126,515	361,553
Bond issuance costs	59,436	-	59,436
Total expenditures	5,273,378	521,729	5,795,107
REVENUES OVER (UNDER) EXPENDITURES	(5,146,096)	(521,729)	(5,667,825)
OTHER FINANCING SOURCES :			
Refunding Bond Proceeds	3,840,000	-	3,840,000
Debt Premium	582,530	-	582,530
Transfer in	-	521,729	521,729
Total other financing sources	4,422,530	521,729	4,944,259
Net change in fund balances	(723,566)	-	(723,566)
FUND BALANCES:			
Beginning of year	731,420	-	731,420
End of year	\$ 7,854	\$ -	\$ 7,854

This page intentionally left blank.

NON-MAJOR CAPITAL PROJECTS FUNDS

Capital Projects Funds are utilized to account for resources used for the acquisition and construction of capital facilities by the City, with the exception of those assets financed by proprietary funds.

Capital Improvement Fund

This fund records all revenues, expenditures, assets and liabilities associated with City capital projects. It accounts for resources used to construct or acquire capital assets and make capital improvements.

Prewett Community Park

This fund accounts for the construction of the Prewett Community Center. The City is reimbursed for expenses by the Antioch Area Public Facilities Financing Agency through mello roos bond proceeds.

Special Assessment Districts

These funds were established to account for construction and acquisition of land and public improvements in various assessment districts. Financing is provided by assessment bond proceeds.

Hillcrest Bridge District

This fund accounts for developer fees collected to fund bridge construction in the Hillcrest Area.

Residential Development Allocation

This fund accounts for contributions by developers for various projects as determined by the City Council.

Development Impact Fee

This fund accounts for Development Impact Fees established pursuant to Ordinance 2079-C-S in order to defray the costs of certain public facilities required to serve new development within the City.

City of Antioch
Combining Balance Sheet
Non-Major Capital Project Funds
June 30, 2015

	Special Assessment Districts			
	Capital Improvement	Prewett Community Park	Hillcrest District #26	Lone Diamond
ASSETS				
Cash and investments	\$ 796,005	\$ 97,512	\$ 375,875	\$ 1,473,603
Accounts receivable, net	66,150	55,133	-	64,233
Total assets	\$ 862,155	\$ 152,645	\$ 375,875	\$ 1,537,836
LIABILITIES				
Liabilities:				
Accounts payable	\$ 29,199	\$ 98,125	\$ -	\$ 14,932
Accrued payroll	2,517	206	-	767
Deposits	600,000	115,283	-	-
Due to other funds	-	34,086	-	-
Total liabilities	631,716	247,700	-	15,699
DEFERRED INFLOWS OF RESOURCES				
Unavailable AAPFFA receipts	-	6,648	-	-
Total deferred inflows of resources	-	6,648	-	-
FUND BALANCES				
Fund Balances:				
Restricted	-	-	-	-
Assigned for:				
Capital Projects	230,439	-	-	-
Community Benefit Programs	-	-	-	-
AD 26	-	-	375,875	-
AD 27	-	-	-	1,522,137
Unassigned	-	(101,703)	-	-
Total fund balances	230,439	(101,703)	375,875	1,522,137
Total liabilities, deferred inflows of resources and fund balances	\$ 862,155	\$ 152,645	\$ 375,875	\$ 1,537,836

Hillcrest Bridge District	Residential Development Allocation	Development Impact Fee	Total
\$ 137,191	\$ 129,434	\$ 49,240	\$ 3,058,860
-	-	-	185,516
<u>\$ 137,191</u>	<u>\$ 129,434</u>	<u>\$ 49,240</u>	<u>\$ 3,244,376</u>
\$ -	\$ -	\$ -	\$ 142,256
-	-	-	3,490
-	-	-	715,283
-	-	-	34,086
<u>-</u>	<u>-</u>	<u>-</u>	<u>895,115</u>
-	-	-	6,648
<u>-</u>	<u>-</u>	<u>-</u>	<u>6,648</u>
-	-	49,240	49,240
137,191	-	-	367,630
-	129,434	-	129,434
-	-	-	375,875
-	-	-	1,522,137
-	-	-	(101,703)
<u>137,191</u>	<u>129,434</u>	<u>49,240</u>	<u>2,342,613</u>
<u>\$ 137,191</u>	<u>\$ 129,434</u>	<u>\$ 49,240</u>	<u>\$ 3,244,376</u>

City of Antioch
Combining Statement of Revenues, Expenditures and Changes in Fund Balances
Non-Major Capital Project Funds
For the Fiscal Year Ended June 30, 2015

	Capital Improvement	Prewett Community Park	Special Assessment Districts	
			Hillcrest District #26	Lone Diamond
REVENUES:				
Investment income and rentals	\$ 5,135	\$ 1,012	\$ 2,638	\$ 9,338
Revenue from other agencies	66,150	72,854	-	-
Current service charges	25,358	-	8,241	49,166
Other	10,206	-	-	226,892
Total revenues	106,849	73,866	10,879	285,396
EXPENDITURES:				
Current:				
Public works	390,769	9,212	13,317	46,736
Community development	-	-	-	-
Capital outlay	102,657	184,692	608	244,660
Total expenditures	493,426	193,904	13,925	291,396
REVENUES OVER (UNDER) EXPENDITURES	(386,577)	(120,038)	(3,046)	(6,000)
OTHER FINANCING SOURCES:				
Transfers in	392,000	-	-	-
Total other financing sources	392,000	-	-	-
Net change in fund balances	5,423	(120,038)	(3,046)	(6,000)
FUND BALANCES:				
Beginning of year	225,016	18,335	378,921	1,528,137
End of year	\$ 230,439	\$ (101,703)	\$ 375,875	\$ 1,522,137

Hillcrest Bridge District	Residential Development Allocation	Development Impact Fee	Total
\$ 875	\$ 424	\$ 222	\$ 19,644
-	-	-	139,004
21,963	-	49,074	153,802
-	133,000	-	370,098
22,838	133,424	49,296	682,548
292	-	56	460,382
-	104	-	104
-	-	-	532,617
292	104	56	993,103
22,546	133,320	49,240	(310,555)
-	-	-	392,000
-	-	-	392,000
22,546	133,320	49,240	81,445
114,645	(3,886)	-	2,261,168
\$ 137,191	\$ 129,434	\$ 49,240	\$ 2,342,613

This page intentionally left blank.

City of Antioch
Budgetary Comparison Schedule
Capital Improvement Capital Projects Fund
For the Fiscal Year Ended June 30, 2015

	Original Budget	Final Budget	Actual Amount	Variance with Final Budget Positive (Negative)
REVENUES:				
Investment income and rentals	\$ 600	\$ 3,000	\$ 5,135	\$ 2,135
Revenue from other agencies	66,150	66,150	66,150	-
Current service charges	5,000	25,245	25,358	113
Other	10,000	10,200	10,206	6
Total revenues	<u>81,750</u>	<u>104,595</u>	<u>106,849</u>	<u>2,254</u>
EXPENDITURES:				
Current:				
Public works	29,840	332,450	390,769	(58,319)
Capital outlay	360,150	161,645	102,657	58,988
Total expenditures	<u>389,990</u>	<u>494,095</u>	<u>493,426</u>	<u>669</u>
REVENUES OVER (UNDER) EXPENDITURES	<u>(308,240)</u>	<u>(389,500)</u>	<u>(386,577)</u>	<u>2,923</u>
OTHER FINANCING SOURCES:				
Transfers in	300,000	392,000	392,000	-
Total other financing sources	<u>300,000</u>	<u>392,000</u>	<u>392,000</u>	<u>-</u>
Net change in fund balances	<u>\$ (8,240)</u>	<u>\$ 2,500</u>	5,423	<u>\$ 2,923</u>
FUND BALANCES:				
Beginning of year			<u>225,016</u>	
End of year			<u>\$ 230,439</u>	

City of Antioch
Budgetary Comparison Schedule
Prewett Community Park Capital Projects Fund
For the Fiscal Year Ended June 30, 2015

	Original Budget	Final Budget	Actual Amount	Variance with Final Budget Positive (Negative)
REVENUES:				
Investment income and rentals	\$ 1,300	\$ 1,300	\$ 1,012	\$ (288)
Revenue from other agencies	-	371,313	72,854	(298,459)
Total revenues	<u>1,300</u>	<u>372,613</u>	<u>73,866</u>	<u>(298,747)</u>
EXPENDITURES:				
Public works	250	11,877	9,212	2,665
Capital outlay	-	478,473	184,692	293,781
Total expenditures	<u>250</u>	<u>490,350</u>	<u>193,904</u>	<u>296,446</u>
REVENUES OVER (UNDER) EXPENDITURES	<u>1,050</u>	<u>(117,737)</u>	<u>(120,038)</u>	<u>(2,301)</u>
Net change in fund balances	<u>\$ 1,050</u>	<u>\$ (117,737)</u>	<u>(120,038)</u>	<u>\$ (2,301)</u>
FUND BALANCES:				
Beginning of year			<u>18,335</u>	
End of year			<u>\$ (101,703)</u>	

City of Antioch
Budgetary Comparison Schedule
Hillcrest District #26 Capital Projects Fund
For the Fiscal Year Ended June 30, 2015

	Original Budget	Final Budget	Actual Amount	Variance with Final Budget Positive (Negative)
REVENUES:				
Investment income and rentals	\$ 800	\$ 1,700	\$ 2,638	\$ 938
Total revenues	800	1,700	10,879	9,179
EXPENDITURES:				
Public works	967	1,482	13,317	(11,835)
Capital outlay	250,000	20,000	608	19,392
Total expenditures	250,967	21,482	13,925	7,557
REVENUES OVER (UNDER) EXPENDITURES	(250,167)	(19,782)	(3,046)	16,736
Net change in fund balances	\$ (250,167)	\$ (19,782)	(3,046)	\$ 16,736
FUND BALANCES:				
Beginning of year			378,921	
End of year			\$ 375,875	

City of Antioch
Budgetary Comparison Schedule
Lone Diamond Capital Projects Fund
For the Fiscal Year Ended June 30, 2015

	Original Budget	Final Budget	Actual Amount	Variance with Final Budget Positive (Negative)
REVENUES:				
Investment income and rentals	\$ 5,000	\$ 7,000	\$ 9,338	\$ 2,338
Revenue from other agencies	2,400,000	-	-	-
Current service charges	20,000	10,000	49,166	39,166
Other	-	-	226,892	226,892
Total revenues	<u>2,425,000</u>	<u>17,000</u>	<u>285,396</u>	<u>268,396</u>
EXPENDITURES:				
Public works	3,598	15,136	46,736	(31,600)
Capital outlay	3,000,000	382,923	244,660	138,263
Total expenditures	<u>3,003,598</u>	<u>398,059</u>	<u>291,396</u>	<u>106,663</u>
REVENUES OVER (UNDER) EXPENDITURES	<u>(578,598)</u>	<u>(381,059)</u>	<u>(6,000)</u>	<u>375,059</u>
OTHER FINANCING SOURCES:				
Transfers in	-	220,289	-	220,289
Total other financing sources	<u>-</u>	<u>220,289</u>	<u>-</u>	<u>220,289</u>
Net change in fund balances	<u>\$ (578,598)</u>	<u>\$ (160,770)</u>	<u>\$ (6,000)</u>	<u>\$ 595,348</u>
FUND BALANCES:				
Beginning of year			<u>1,528,137</u>	
End of year			<u>\$ 1,522,137</u>	

City of Antioch
Budgetary Comparison Schedule
Hillcrest Bridge District Capital Projects Fund
For the Fiscal Year Ended June 30, 2015

	Original Budget	Final Budget	Actual Amount	Variance with Final Budget Positive (Negative)
REVENUES:				
Investment income and rentals	\$ 650	\$ 650	\$ 875	\$ 225
Current service charges	15,000	15,000	21,963	6,963
Total revenues	<u>15,650</u>	<u>15,650</u>	<u>22,838</u>	<u>7,188</u>
EXPENDITURES:				
Public works	277	278	292	(14)
REVENUES OVER (UNDER) EXPENDITURES	<u>15,373</u>	<u>15,372</u>	<u>22,546</u>	<u>7,174</u>
Net change in fund balances	<u><u>\$ 15,373</u></u>	<u><u>\$ 15,372</u></u>	<u>22,546</u>	<u><u>\$ 7,174</u></u>
FUND BALANCES:				
Beginning of year			<u>114,645</u>	
End of year			<u><u>\$ 137,191</u></u>	

City of Antioch
Budgetary Comparison Schedule
Residential Development Allocation Capital Projects Fund
For the Fiscal Year Ended June 30, 2015

	Original Budget	Final Budget	Actual Amount	Variance with Final Budget Positive (Negative)
REVENUES:				
Investment income and rentals	\$ -	\$ 100	\$ 424	\$ 324
Others	-	105,000	133,000	28,000
Total revenues	<u>-</u>	<u>105,100</u>	<u>133,424</u>	<u>28,324</u>
EXPENDITURES:				
Community development	-	50	104	(54)
Total expenditures	<u>-</u>	<u>50</u>	<u>104</u>	<u>(54)</u>
REVENUES OVER (UNDER) EXPENDITURES	<u>-</u>	<u>105,050</u>	<u>133,320</u>	<u>28,270</u>
Net change in fund balances	<u>\$ -</u>	<u>\$ 105,050</u>	<u>133,320</u>	<u>\$ 28,270</u>
FUND BALANCES:				
Beginning of year			<u>(3,886)</u>	
End of year			<u>\$ 129,434</u>	

City of Antioch
Budgetary Comparison Schedule
Development Impact Fee Fund
For the Fiscal Year Ended June 30, 2015

	Original Budget	Final Budget	Actual Amount	Variance with Final Budget Positive (Negative)
REVENUES:				
Investment income and rentals	\$ 1,000	\$ 200	\$ 222	\$ 22
Current service charges	355,125	49,016	49,074	58
Total revenues	<u>356,125</u>	<u>49,216</u>	<u>49,296</u>	<u>80</u>
EXPENDITURES:				
Public Works	-	50	56	(6)
Total expenditures	<u>-</u>	<u>50</u>	<u>56</u>	<u>(6)</u>
REVENUES OVER (UNDER) EXPENDITURES	<u>356,125</u>	<u>49,166</u>	<u>49,240</u>	<u>74</u>
Net change in fund balances	<u>\$ 356,125</u>	<u>\$ 49,166</u>	49,240	<u>\$ 74</u>
FUND BALANCES:				
Beginning of year			<u>-</u>	
End of year			<u>\$ 49,240</u>	

INTERNAL SERVICE FUNDS

Internal Service Funds are used to finance and account for special activities and services performed by a designated City department for other departments on a cost reimbursement basis.

Vehicle Repair and Replacement

This fund accounts for the maintenance and replacement of vehicles and equipment used by all City departments. The source of revenue for this fund is rental fees charged to the various departments.

Office Equipment Replacement

This fund accounts for the costs incurred for the operation, maintenance, and replacement of office equipment used by City departments. The source of revenue for this fund is rental fees charged to the various user departments.

Loss Control Fund

These funds are used to pay workers' compensation insurance premiums and the salary of the administrative analyst.

City of Antioch
Combining Statement of Net Position
Internal Services Funds
June 30, 2015

	Vehicle Repair & Replacement	Office Equipment Replacement	Loss Control	Total
ASSETS				
Current assets:				
Cash and investments	\$ 1,750,733	\$ 1,556,402	\$ 107,916	\$ 3,415,051
Accounts receivable, net	600,000	117,327	-	717,327
Materials, parts and supplies	193,687	-	-	193,687
Prepaid items	-	3,341	-	3,341
Total current assets	<u>2,544,420</u>	<u>1,677,070</u>	<u>107,916</u>	<u>4,329,406</u>
Noncurrent assets:				
Capital assets:				
Vehicles and equipment	8,667,610	2,803,383	-	11,470,993
Less accumulated depreciation	<u>(6,901,495)</u>	<u>(2,345,338)</u>	<u>-</u>	<u>(9,246,833)</u>
Net capital assets	<u>1,766,115</u>	<u>458,045</u>	<u>-</u>	<u>2,224,160</u>
Total assets	<u>4,310,535</u>	<u>2,135,115</u>	<u>107,916</u>	<u>6,553,566</u>
LIABILITIES				
Current liabilities:				
Accounts payable	116,421	31,941	-	148,362
Accrued payroll	14,358	39,068	-	53,426
Current portion of compensated absences	<u>2,312</u>	<u>8,176</u>	<u>-</u>	<u>10,488</u>
Total current liabilities	<u>133,091</u>	<u>79,185</u>	<u>-</u>	<u>212,276</u>
Long-term liabilities:				
Compensated absences	<u>20,812</u>	<u>73,587</u>	<u>-</u>	<u>94,399</u>
Total long-term liabilities	<u>20,812</u>	<u>73,587</u>	<u>-</u>	<u>94,399</u>
Total liabilities	<u>153,903</u>	<u>152,772</u>	<u>-</u>	<u>306,675</u>
NET POSITION				
Net investment in capital assets	1,766,115	458,045	-	2,224,160
Unrestricted	<u>2,390,517</u>	<u>1,524,298</u>	<u>107,916</u>	<u>4,022,731</u>
Total net position	<u>\$ 4,156,632</u>	<u>\$ 1,982,343</u>	<u>\$ 107,916</u>	<u>\$ 6,246,891</u>

City of Antioch
Combining Statement of Revenues, Expenses and Changes in Net Position
Internal Services Funds
For the Fiscal Year Ended June 30, 2015

	Vehicle Repair & Replacement	Office Equipment Replacement	Loss Control	Total
OPERATING REVENUES:				
Charges for services	\$ 1,915,807	\$ 1,350,825	\$ 1,623,211	\$ 4,889,843
Other revenue	631,418	106,703	-	738,121
Total operating revenues	2,547,225	1,457,528	1,623,211	5,627,964
OPERATING EXPENSES:				
Wages and benefits	378,742	876,503	-	1,255,245
Contractual services	215,192	417,490	1,563,524	2,196,206
Tools and supplies	395,107	378,335	927	774,369
Depreciation	509,668	56,596	-	566,264
Repairs and maintenance	355,851	47,520	-	403,371
Total operating expenses	1,854,560	1,776,444	1,564,451	5,195,455
OPERATING INCOME (LOSS)	692,665	(318,916)	58,760	432,509
NONOPERATING REVENUES (EXPENSES):				
Gain (loss) on sale of property	41,693	-	-	41,693
Investment income	11,006	9,183	245	20,434
Total nonoperating revenues	52,699	9,183	245	62,127
INCOME (LOSS) BEFORE CAPITAL CONTRIBUTIONS AND TRANSFERS				
CONTRIBUTIONS AND TRANSFERS	745,364	(309,733)	59,005	494,636
Capital contribution - City	89,350	14,880	-	104,230
Transfers in	200,000	389,500	-	589,500
Net income (loss)	1,034,714	94,647	59,005	1,188,366
NET POSITION:				
Beginning of year	3,121,918	1,887,696	48,911	5,058,525
End of year	\$ 4,156,632	\$ 1,982,343	\$ 107,916	\$ 6,246,891

City of Antioch
Combining Statement of Cash Flows
Internal Services Funds
For the Fiscal Year Ended June 30, 2015

	Vehicle Repair & Replacement	Office Equipment Replacement	Loss Control	Total
CASH FLOWS FROM OPERATING ACTIVITIES:				
Cash receipt from other funds	\$ 1,955,109	\$ 1,345,286	\$ 1,624,211	\$ 4,924,606
Cash payment to suppliers for goods and services	(1,046,218)	(836,728)	(1,564,451)	(3,447,397)
Cash payment to employees for services	(385,974)	(862,955)	-	(1,248,929)
Net cash provided by (used in) operating activities	522,917	(354,397)	59,760	228,280
CASH FLOWS FROM NONCAPITAL FINANCING ACTIVITIES:				
Due from other funds	-	106,469	-	106,469
Transfers in	200,000	389,500	-	589,500
Net cash provided by (used in) noncapital financing activities	200,000	495,969	-	695,969
CASH FLOWS FROM CAPITAL AND RELATED FINANCING ACTIVITIES:				
Capital asset additions	(557,020)	(50,600)	-	(607,620)
Net cash provided by (used in) capital and related financing activities	(515,327)	(35,720)	-	(551,047)
CASH FLOWS FROM INVESTING ACTIVITIES:				
Interest received (paid)	11,006	9,183	245	20,434
Net cash provided by (used in) investing activities	11,006	9,183	245	20,434
Net change in cash and cash equivalents	218,596	115,035	60,005	393,636
Cash and cash equivalents, beginning of year	1,532,137	1,441,367	47,911	3,021,415
Cash and cash equivalents, end of year	\$ 1,750,733	\$ 1,556,402	\$ 107,916	\$ 3,415,051
RECONCILIATION OF OPERATING INCOME (LOSS) TO NET CASH PROVIDED BY (USED IN) OPERATING ACTIVITIES:				
Operating income (loss)	\$ 692,665	\$ (318,916)	\$ 58,760	\$ 432,509
Adjustments to reconcile operating income (loss) to cash flows from operating activities:				
Depreciation	509,668	56,596	-	566,264
Decrease (increase) in:				
Accounts receivable	(592,116)	(112,242)	1,000	(703,358)
Materials, parts, and supplies	(56,551)	-	-	(56,551)
Prepaid items	-	152	-	152
Increase (decrease) in:				
Accounts payable	(23,517)	6,465	-	(17,052)
Accrued payroll	1,996	9,163	-	11,159
Accrued compensated absences	(9,228)	4,385	-	(4,843)
Net cash provided by (used in) operating activities	\$ 522,917	\$ (354,397)	\$ 59,760	\$ 228,280
SUPPLEMENTAL DISCLOSURE OF NONCASH CAPITAL AND RELATED FINANCING ACTIVITIES:				
Contributions of capital assets from (to) the general government	\$ 89,350	\$ 14,880	\$ -	\$ 104,230
Total noncash capital and related financing activities	\$ 89,350	\$ 14,880	\$ -	\$ 104,230

This page intentionally left blank.

AGENCY FUNDS

Agency Funds account for assets held by a governmental unit in the capacity of agent for individuals, governmental entities, and nonpublic organizations.

Employee Benefits

This fund serves as a clearing account for certain employee benefits. Funds come from payroll expenditures and are disbursed to the different employee benefit providers.

Storm Drain Districts D55 and D56

The City collects storm drain fees from developers and builders. This fund accounts for all the fees collected and sent to the County on quarterly basis. The City receives an administrative fee equal to 0.5% of the total fees collected.

Refundable Cash Bond

The Engineering Department requires developers to post a bond for certain projects. This fund serves as a holding account for the bonds issued and deposited in a noninterest bearing checking account.

Assessment District Without City Commitment

These funds account for all money collected to pay for debt service of the various assessment districts for which the City acts as paying agent but has no legal commitment or obligation.

Fire Protection

The City has entered into an agreement with the Contra Costa Consolidated Fire District whereby the City collects fire protection facility fees from developers based on the number of units built. Fees are to provide fire protection facilities only.

East County Water Management Association

The Governing Board of the East County Water Management Association has authorized the City to account for the financial operations of the association. The City's Finance Director uses this fund to record collections and disbursements of funds as authorized by the Association.

City of Antioch
Combining Statement of Changes in Assets and Liabilities
Agency Funds
For the Fiscal Year Ended June 30, 2015

	Balance June 30, 2014	Additions	Deductions	Balance June 30, 2015
Employee Benefits				
Assets:				
Cash and investments	\$ 420,069	\$ 723,515	\$ (362,069)	\$ 781,515
Accounts receivable	37	-	-	37
Total assets	\$ 420,106	\$ 723,515	\$ (362,069)	\$ 781,552
Liabilities:				
Accounts payable	\$ 362,069	\$ 722,341	\$ (362,069)	\$ 722,341
Due to others	58,037	1,174	-	59,211
Total Liabilities	\$ 420,106	\$ 723,515	\$ (362,069)	\$ 781,552
Storm Drain Districts D55 & D56				
Assets:				
Cash and investments	\$ 568	\$ 115,350	\$ (568)	\$ 115,350
Liabilities:				
Accounts payable	\$ 568	\$ 115,350	\$ (568)	\$ 115,350
Refundable Cash Bond				
Assets:				
Cash and investments	\$ 702,555	\$ 676,370	\$ (689,463)	\$ 689,462
Liabilities:				
Due to others	\$ 702,555	\$ 676,370	\$ (689,463)	\$ 689,462
Assessment Districts Without City Commitment				
Assets:				
Cash and investments	\$ 1,087,390	\$ -	\$ (1,087,390)	\$ -
Assessment receivable	340,331	-	(340,331)	-
Interest receivable	18,061	-	(18,061)	-
Prepaid items	1,190	-	(1,190)	-
Restricted cash and investments	3,774,530	-	(3,774,530)	-
Total assets	\$ 5,221,502	\$ -	\$ (5,221,502)	\$ -
Liabilities:				
Due to others	\$ 5,221,502	\$ -	\$ (5,221,502)	\$ -

City of Antioch
Combining Statement of Changes in Assets and Liabilities
Agency Funds, Continued
For the Fiscal Year ended June 30, 2015

	Balance June 30, 2014	Additions	Deductions	Balance June 30, 2015
Fire Protection				
Assets:				
Cash and investments	\$ 125,156	\$ 188,247	\$ (163,143)	\$ 150,260
	<u>\$ 125,156</u>	<u>\$ 188,247</u>	<u>\$ (163,143)</u>	<u>\$ 150,260</u>
Liabilities:				
Due to others	\$ 125,156	\$ 188,247	\$ (163,143)	\$ 150,260
Total liabilities	<u>\$ 125,156</u>	<u>\$ 188,247</u>	<u>\$ (163,143)</u>	<u>\$ 150,260</u>
ECWMA				
Assets:				
Cash and investments	\$ 5,269	\$ 4,550	\$ (400)	\$ 9,419
	<u>\$ 5,269</u>	<u>\$ 4,550</u>	<u>\$ (400)</u>	<u>\$ 9,419</u>
Liabilities:				
Due to others	\$ 5,269	\$ 4,550	\$ (400)	\$ 9,419
	<u>\$ 5,269</u>	<u>\$ 4,550</u>	<u>\$ (400)</u>	<u>\$ 9,419</u>
Total - All Agency Funds				
Assets:				
Cash and investments	\$ 2,341,007	\$ 1,708,032	\$ (2,303,033)	\$ 1,746,006
Accounts receivable	37	-	-	37
Assessment receivable	340,331	-	(340,331)	-
Interest receivable	18,061	-	(18,061)	-
Prepaid items	1,190	-	(1,190)	-
Restricted cash and investments	3,774,530	-	(3,774,530)	-
Total assets	<u>\$ 6,475,156</u>	<u>\$ 1,708,032</u>	<u>\$ (6,437,145)</u>	<u>\$ 1,746,043</u>
Liabilities:				
Accounts payable	\$ 362,637	\$ 837,691	\$ (362,637)	\$ 837,691
Due to others	6,112,519	870,341	(6,074,508)	908,352
Total liabilities	<u>\$ 6,475,156</u>	<u>\$ 1,708,032</u>	<u>\$ (6,437,145)</u>	<u>\$ 1,746,043</u>

This page intentionally left blank.

STATISTICAL SECTION

Contents	Page
<i>Financial Trends</i> These schedules contain trend information to help the reader understand how the City's financial performance and well-being have changed over time.	172
<i>Revenue Capacity</i> These schedules contain information to help the reader assess the City's most significant local revenues. Property tax is the City's most significant revenue.	177
<i>Debt Capacity</i> These schedules present information to help the reader assess the affordability of the City's current levels of outstanding debt and its ability to issue additional debt in the future.	182
<i>Demographic and Economic Information</i> These schedules offer demographic and economic indicators to help the reader understand the environment within which the City's financial activities take place.	187
<i>Operating Information</i> These schedules contain service and infrastructure data to help the reader understand how the information in the financial report relates to the services the City provides and the activities it performs.	189

Sources: Unless otherwise noted, the information in these schedules is derived from the comprehensive annual financial report for the relevant year.

CITY OF ANTIOCH
Net Position by Component
Last Ten Fiscal Years
(accrual basis of accounting)
(amounts expressed in thousands)

	Fiscal Year									
	2006	2007	2008	2009	2010	2011	2012	2013	2014	2015
Governmental activities										
Net investment in capital assets	\$257,715	\$266,225	\$280,385	\$279,610	\$292,426	\$295,764	\$302,099	\$325,151	\$329,692	\$326,664
Restricted	37,170	39,373	44,710	46,710	44,812	48,611	43,431	43,227	41,108	38,858
Unrestricted	43,967	40,466	27,922	22,500	19,453	14,010	21,104	16,543	15,064	(49,846)
Total governmental activities net position	\$338,852	\$346,064	\$353,017	\$348,820	\$356,691	\$358,385	\$366,634	\$384,921	\$385,864	\$315,676
Business-type activities										
Net investment in capital assets	\$125,699	\$144,521	\$149,526	\$150,985	\$149,207	\$150,008	\$149,127	\$148,026	\$148,514	\$148,726
Restricted	3,644	2,414	2,655	2,456	1,673	1,476	1,554	1,432	0	0
Unrestricted	32,791	22,087	21,210	21,979	25,411	31,856	33,195	38,130	41,634	26,144
Total business-type activities net position	\$162,134	\$169,022	\$173,391	\$175,420	\$176,291	\$183,340	\$183,876	\$187,588	\$190,148	\$174,870
Primary government										
Net investment in capital assets	\$383,414	\$410,746	\$429,911	\$430,595	\$441,633	\$445,772	\$451,226	\$473,177	\$478,206	\$475,390
Restricted	40,814	41,788	47,365	49,166	46,485	50,087	44,985	44,659	41,108	38,858
Unrestricted	76,758	62,553	49,132	44,479	44,864	45,866	54,299	54,673	56,698	(23,702)
Total primary government net position	\$500,986	\$515,087	\$526,408	\$524,240	\$532,982	\$541,725	\$550,510	\$572,509	\$576,012	\$490,546

Source: City of Antioch Annual Financial Report

CITY OF ANTIOCH
Changes in Net Position
Last Ten Fiscal Years
(accrual basis of accounting)
(amounts expressed in thousands)

	Fiscal Year									
	2006	2007	2008	2009	2010	2011	2012	2013	2014	2015
Expenses										
Governmental activities:										
General government	\$6,560	\$9,038	\$8,926	\$9,338	\$7,379	\$6,640	\$6,736	\$5,937	\$8,802	\$6,912
Public works	14,254	15,109	15,764	19,452	13,305	16,147	13,671	17,438	15,359	19,043
Public safety	22,721	24,716	28,875	30,296	28,228	26,376	25,637	27,303	26,453	30,900
Parks and recreation	3,942	4,489	4,401	4,497	4,397	4,203	4,134	3,964	3,827	4,185
Community development	6,846	8,323	8,905	8,683	8,052	7,013	3,204	2,121	2,571	3,657
Interest on long-term liabilities	2,381	2,298	2,251	2,195	2,206	2,316	1,865	422	397	427
Total governmental activities	<u>56,704</u>	<u>63,973</u>	<u>69,122</u>	<u>74,461</u>	<u>63,567</u>	<u>62,695</u>	<u>55,247</u>	<u>57,185</u>	<u>57,409</u>	<u>65,124</u>
Business-type activities										
Water	17,827	20,415	23,087	22,900	20,371	18,948	25,244	23,123	25,751	23,308
Sewer	2,900	2,509	2,820	2,973	3,464	3,118	3,112	4,007	4,668	5,439
Marina	1,133	1,180	1,208	1,175	1,012	1,005	1,050	1,129	1,076	1,016
Prewett Water Park	1,845	1,922	2,089	2,299	2,084	1,740	1,762	1,878	1,920	1,983
Total business-type activities	<u>23,705</u>	<u>26,026</u>	<u>29,204</u>	<u>29,347</u>	<u>26,931</u>	<u>24,811</u>	<u>31,168</u>	<u>30,137</u>	<u>33,415</u>	<u>31,746</u>
Total primary government expenses	<u>80,409</u>	<u>89,999</u>	<u>98,326</u>	<u>103,808</u>	<u>90,498</u>	<u>87,506</u>	<u>86,415</u>	<u>87,322</u>	<u>90,824</u>	<u>96,870</u>
Program Revenues										
Governmental activities:										
Charges for services:										
General government	50	2,548	1,645	2,850	2,536	1,360	1,474	1,642	1,824	3,752
Public works	1,180	993	3,012	1,572	2,895	3,369	2,429	1,745	3,152	1,666
Public safety	1,336	1,408	1,346	1,621	1,678	1,270	1,254	1,303	1,401	1,407
Community development	3,625	3,814	4,208	2,755	1,262	1,147	2,018	3,174	1,479	2,809
Other activities	2,541	2,779	687	637	646	560	701	700	789	872
Operating grants and contributions	5,609	7,303	7,772	6,136	5,971	9,846	9,802	8,742	5,879	8,880
Capital grants and contributions	4,088	2,974	7,856	8,789	17,425	8,568	1,896	2,308	8,118	1,836
Total governmental activities program revenues	<u>18,429</u>	<u>21,819</u>	<u>26,526</u>	<u>24,360</u>	<u>32,413</u>	<u>26,120</u>	<u>19,574</u>	<u>19,614</u>	<u>22,642</u>	<u>21,222</u>
Business-type activities:										
Fines, forfeitures and charges for services										
Water	19,364	20,906	20,842	20,180	19,293	21,687	23,395	25,129	25,907	24,430
Sewer	3,902	3,744	3,738	3,816	4,050	4,320	4,453	4,523	4,714	5,013
Marina	763	749	807	811	711	658	681	645	591	516
Prewett Water Park	825	812	835	955	927	1,040	910	854	866	789
Capital grants and contributions:										
Water	2,535	1,532	2,449	1,214	918	1,159	939	1,328	1,008	1,235
Sewer	2,394	2,276	2,714	1,397	714	1,004	393	524	1,193	1,063
Marina	0	0	0	0	0	0	0	747	304	0
Total business-type activities program revenues	<u>29,783</u>	<u>30,019</u>	<u>31,385</u>	<u>28,373</u>	<u>26,613</u>	<u>29,868</u>	<u>30,771</u>	<u>33,750</u>	<u>34,583</u>	<u>33,046</u>
Total primary government program revenues	<u>48,212</u>	<u>51,838</u>	<u>57,911</u>	<u>52,733</u>	<u>59,026</u>	<u>55,988</u>	<u>50,345</u>	<u>53,364</u>	<u>57,225</u>	<u>54,268</u>
Net (expense)/revenue										
Governmental activities										
Governmental activities	-38,275	-42,154	-42,596	-50,101	-31,154	-36,575	-35,673	-37,571	-34,767	-43,902
Business-type activities										
Business-type activities	6,078	3,993	2,181	-974	-318	5,057	-397	3,613	1,168	1,300
Total primary government net expense	<u>-32,197</u>	<u>-38,161</u>	<u>-40,415</u>	<u>-51,075</u>	<u>-31,472</u>	<u>-31,518</u>	<u>-36,070</u>	<u>-33,958</u>	<u>-33,599</u>	<u>-42,602</u>

CITY OF ANTIOCH
Changes in Net Position
Last Ten Fiscal Years
(accrual basis of accounting)
(amounts expressed in thousands) - Continued

	Fiscal Year									
	2006	2007	2008	2009	2010	2011	2012	2013	2014	2015
General Revenues and Other Changes										
In Net Position										
Governmental activities:										
Taxes:										
Property taxes	15,912	18,284	18,576	17,927	15,381	14,425	10,638	6,752	7,340	8,902
Transient lodging tax	327	372	360	242	113	80	120	116	136	150
Franchise	2,410	2,889	3,595	3,466	4,172	3,901	4,166	4,042	4,188	4,406
Business license fees based on gross receipts	1,194	1,150	1,243	1,024	1,084	1,010	1,048	1,165	1,172	1,964
Property transfer taxes	875	508	333	432	344	255	283	313	363	382
Sales and use tax	11,071	11,843	11,725	9,909	9,476	9,340	10,476	11,074	12,532	17,597
Motor vehicle in lieu	9,039	8,031	8,356	7,538	5,928	5,823	5,025	4,977	5,330	6,270
Park in lieu	586	283	148	388	49	45	215	443	338	120
Investment income not restricted	1,522	3,237	3,508	2,042	595	454	355	177	305	278
Other	3,187	2,344	2,391	3,900	1,881	2,867	2,765	3,761	3,956	3,455
Contribution from Successor Agency Trust	0	0	0	0	0	0	638	0	0	0
Extraordinary items - Redevelopment Dissolution	0	0	0	0	0	0	7,719	0	0	0
Transfers	1,089	426	-687	-965	3	69	473	183	191	798
Total government activities	47,212	49,367	49,548	45,903	39,026	38,269	43,921	33,003	35,851	44,322
Business-type activities:										
Investment income not restricted	815	1,590	1,305	825	360	349	315	204	392	334
Other	288	305	193	1,214	831	1711	1091	78	1,190	117
Transfers	-1,089	-426	687	965	-3	-69	-473	-183	-191	-798
Total business type activities	14	1,469	2,185	3,004	1,188	1,991	933	99	1,391	-347
Total primary government	47,226	50,836	51,733	48,907	40,214	40,260	44,854	33,102	37,242	43,975
Change in Net Position										
Governmental activities	8,937	7,213	6,952	-4,198	7,872	1,694	8,248	-4,568	1,084	420
Business-type activities	6,092	5,462	4,366	2,030	870	7,048	536	3,712	2,559	953
Total primary government	\$15,029	\$12,675	\$11,318	-\$2,168	\$8,742	\$8,742	\$8,784	-\$856	\$3,643	\$1,373

Source: City of Antioch Financial Report

CITY OF ANTIOCH
Fund Balances of Governmental Funds
Last Ten Fiscal Years
(modified accrual basis of accounting)
(amounts expressed in thousands)

	Fiscal Year									
	2006	2007	2008	2009	2010	2011	2012	2013	2014	2015
General Fund										
Reserved	\$48	\$239	\$872	\$894	\$259	\$ -	\$ -	\$ -	\$ -	\$ -
Unreserved	8,686	11,694	8,534	4,392	5,488	-	-	-	-	-
Nonspendable	-	-	-	-	-	34	60	91	206	38
Committed	-	-	-	-	-	102	94	602	1,497	4,524
Assigned	-	-	-	-	-	92	298	277	126	1,086
Unassigned	-	-	-	-	-	6,557	8,037	9,140	9,006	11,531
Total general fund	\$8,734	\$11,933	\$9,406	\$5,286	\$5,747	\$6,785	\$8,489	\$10,110	\$10,835	\$17,179
All other governmental funds										
Reserved	\$20,473	\$23,095	\$22,507	\$15,430	\$13,428	\$ -	\$ -	\$ -	\$ -	\$ -
Unreserved, reported in:										
Special revenue funds	16,206	13,409	14,912	18,253	20,496	-	-	-	-	-
Capital projects funds	12,175	6,611	2,912	3,767	2,034	-	-	-	-	-
Nonspendable	-	-	-	-	-	3,562	35	363	142	134
Restricted	-	-	-	-	-	21,494	23,294	22,447	20,807	38,440
Committed	-	-	-	-	-	5,566	6,017	3,446	2,869	3,275
Assigned	-	-	-	-	-	4,675	4,636	3,521	2,296	2,432
Unassigned	-	-	-	-	-	(2,412)	-	-	(4)	(102)
Total all other governmental funds	\$48,854	\$43,115	\$40,331	\$37,450	\$35,958	\$32,885	\$33,982	\$29,777	\$26,110	\$44,179

Note: Fiscal years 2002 through 2010 are pre-implementation of GASB 54. Fiscal year 2011 represents new fund balance classifications post implementation of GASB 54.

Source: City of Antioch Annual Financial Report

CITY OF ANTIOCH
Changes in Fund Balances of Governmental Funds
Last Ten Fiscal Years
(modified accrual basis of accounting)
(amounts expressed in thousands)

	Fiscal Year									
	2006	2007	2008	2009	2010	2011	2012	2013	2014	2015
Revenues										
Taxes	\$42,675	\$44,917	\$45,979	\$42,165	\$37,744	\$37,384	\$34,424	\$30,792	\$34,300	\$42,635
Licenses and permits	1,684	1,463	1,400	735	857	798	1,096	1,655	1,303	1,178
Fines and penalties	376	301	214	362	306	189	154	142	146	134
Investment income and rentals	1,991	3,480	3,794	2,491	1,380	1,064	1,065	1,437	1,520	1,485
Revenue from other agencies	4,457	5,722	7,756	10,667	20,602	14,699	8,470	9,952	10,244	5,598
Current service charges	5,361	13,229	11,614	11,106	9,418	8,391	8,323	8,112	10,335	11,011
Special assessment revenue	2,699	2,845	2,802	2,731	2,793	2,775	2,879	2,850	2,904	2,985
Contribution from Successor Agency Trust	0	0	0	0	0	0	638	0	0	0
Other	3,768	1,634	1,575	3,852	1,161	2,253	2,315	1,238	1,754	2,368
Total Revenues	63,011	73,591	75,134	74,109	74,261	67,553	59,364	56,178	62,506	67,394
Expenditures										
Current:										
General government	7,434	8,738	8,331	8,976	6,971	6,073	5,702	5,331	6,357	6,109
Public works	7,586	9,233	9,269	12,888	7,159	8,587	6,652	7,803	8,450	11,128
Public safety	22,413	26,159	29,629	31,202	29,340	26,928	26,065	26,959	28,786	31,826
Parks and recreation	3,560	4,365	4,076	4,023	3,776	3,594	3,641	3,209	3,331	3,491
Community development	8,902	10,557	11,390	11,308	9,685	8,856	3,968	3,094	3,005	4,527
Capital outlay	6,140	13,739	13,840	8,176	20,331	13,183	4,614	10,753	14,562	4,945
Debt service:										
Principal retirement	1,377	1,249	1,170	1,255	1,345	1,764	2,115	509	536	5,310
Interest	2,337	2,271	2,219	2,167	2,133	2,290	1,999	412	390	359
Fiscal charges	15	15	16	14	14	19	18	9	6	3
Bond issuance costs	0	0	0	0	29	0	0	0	0	59
Total Expenditures	59,764	76,326	79,940	80,009	80,783	71,294	54,774	58,079	65,423	67,757
Excess (deficiency) of revenues over (under) expenditures	3,247	-2,735	-4,806	-5,900	-6,522	-3,741	4,590	-1,901	-2,917	-363
Other financing sources (uses)										
Transfers in	10,573	12,208	13,212	13,130	12,380	11,264	9,438	6,355	7,408	5,990
Transfer out	(9,471)	(12,011)	(13,717)	(14,231)	(11,147)	(11,430)	(9,285)	(6,397)	(7,433)	(5,871)
Capital lease	0	0	0	0	2,177	1,873	0	0	0	0
Proceeds of bonds	0	0	0	0	2,081	0	0	0	0	3,840
Bond premium										583
Extraordinary item	0	0	0	0	0	0	(1,942)	0	0	0
Total other financing sources (uses)	1,102	197	(505)	(1,101)	5,491	1,707	(1,789)	(42)	(25)	4,542
Net change in fund balances	\$4,349	-\$2,538	-\$5,311	-\$7,001	-\$1,031	-\$2,034	\$2,801	-\$1,943	-\$2,942	\$4,179
Debt service as a percentage of non-capital expenditures	6.93%	5.62%	5.13%	4.76%	5.75%	6.98%	8.20%	1.95%	1.82%	9.03%

Source: City of Antioch Annual Financial Report

CITY OF ANTIOCH
Governmental Activities Tax Revenues By Source
Last Ten Fiscal Years - General Fund
(modified accrual basis of accounting)
(amounts expressed in thousands)

Fiscal Year	Property Tax	Sales Tax (1)	Sales Tax Measure C (2)	Motor Vehicle In Lieu Tax (VLF)	Gax Tax	Transient Lodging Tax	Franchise Taxes	Business License Tax	Property Transfer Tax	Total
2006	15,912	11,071	0	9,039	1,848	327	2,410	1,194	875	42,676
2007	18,284	11,843	0	8,031	1,840	372	2,888	1,151	508	44,917
2008	18,577	11,725	0	8,355	1,790	170	3,596	1,243	333	45,789
2009	17,927	9,909	0	7,537	1,627	242	3,466	1,024	432	42,164
2010	15,381	9,476	0	5,928	1,660	113	3,757	1,084	344	37,743
2011	14,425	9,340	0	5,823	2,550	80	3,900	1,010	255	37,383
2012	10,638	10,476	0	5,025	2,876	120	3,958	1,048	283	34,424
2013	6,752	11,074	0	4,977	2,353	116	4,042	1,165	313	30,792
2014	7,340	11,587	899	5,330	3,286	136	4,188	1,171	363	34,300
2015	8,902	12,014	5,584	6,270	2,966	150	4,406	1,964	382	42,638

(1) Sales tax is levied at 8.5% on retail sales and/or consumption of personal property, comprised of a 7.5% statewide tax and an additional 1% for transportation purposes in Contra Costa County. 1% of the total tax rate is allocated to the City.

(2) Measure C is a half-cent sales tax on retail sales and/or consumption of personal property which became effective April 1, 2014 .

Source: City of Antioch Annual Financial Report

CITY OF ANTIOCH
Assessed Value and Estimated Actual Value of Taxable Property
Last Ten Fiscal Years
(in thousands of dollars)

Fiscal Year	Total Secured Tax Roll	Unsecured Tax Roll	Less Homeowners' Exemptions	Less Other Tax Exempt Property	Total Taxable Assessed Value	Less Redevelopment Assessed Valuation	Value of Taxable Property	Amount Allocated to City (a)
2006	8,609,319	179,497	-137,104	-191,490	8,460,222	-601,289	7,858,933	10.15%
2007	9,883,012	183,270	-131,886	-197,614	9,736,782	-654,506	9,082,276	10.18%
2008	10,949,191	178,902	-128,392	-533,214	10,466,487	-704,753	9,761,734	10.19%
2009	10,108,077	224,814	-126,214	-674,711	9,531,966	-754,155	8,777,811	10.01%
2010	8,011,789	235,898	-123,979	-687,894	7,435,814	-765,856	6,669,958	9.66%
2011	7,662,034	220,183	-121,652	-691,413	7,069,152	-724,248	6,344,904	9.65%
2012	7,155,541	205,339	-116,601	-683,407	6,560,872	-723,955	5,836,917	(a)
2013	7,109,642	196,571	-111,761	-696,290	6,498,162	-641,397	5,856,765	(a)
2014	7,616,910	189,173	-106,871	-711,013	6,988,199	-613,598	6,374,601	(a)
2015	8,904,098	176,385	-103,063	-721,103	8,256,317	-592,222	7,664,095	10.05%

NOTE: In 1978 the voters of the State of California passed Proposition 13 which limited property taxes to a total maximum rate of 1% based upon the assessed value of the property being taxed. Each year, the assessed value of property may be increased by an "inflation factor" (limited to a maximum increase of 2%). With few exceptions, property is only reassessed at the time that it is sold to a new owner. At that point, the new assessed value is reassessed at the purchase price of the property sold.

(a) California cities do not set their own direct tax rate. The State Constitution establishes the rate at 1% and allocates a portion of that amount, by annual calculation, to all the taxing entities within a tax rate area. The City of Antioch includes 39 tax rate areas. The percentage presented is the City's share of the 1%. The County could not provide data for FY12-FY14.

Source: Contra Costa County Certificate of Assessed Valuations

City of Antioch
Principal Property Taxpayers
FY 2014-15 Compared To FY 2005-06
(amounts expressed in thousands, except for Rank and Percentages)

2014-2015 Local Secured Assessed Valuation - \$8,904,097,663

Taxpayer	2015			2006		
	Total Secured Assessed Value (A)	Rank	Percentage of Total Secured Assessed Value	Total Secured Assessed Value	Rank	Percentage of Total Secured Assessed Value
Kaiser Foundation Hospitals/Health Plan-Sand Creek	399,615	1	4.488%	17,219	10	0.210%
Sutter East Bay Hospital	112,785	2	1.267%	32,637	6	0.390%
Sequoia Equities - Cross Pointe	34,274	3	0.385%			
Runaway Bay LLC	27,900	4	0.313%			
Camden Village LLC	24,702	5	0.277%	37,230	2	0.450%
Kaiser Foundation Hospitals/Health Plan-Delta Fair	23,901	6	0.268%			
Georgia-Pacific Gypsum LLC	21,771	7	0.244%			
Costco Wholesale Corporation	19,174	8	0.215%			
Lakeshore Antioch	19,041	9	0.214%			
Deer Creek Partnership	17,851	10	0.200%			
GWF Power Systems Limited Partnership	0.00		0.000%	51,806	1	0.620%
ESC Skepner LLC	0.00		0.000%	34,088	5	0.410%
DDR MDT MV Slatten Ranch	0.00		0.000%	31,948	7	0.380%
Fairfield Antioch LLC	0.00		0.000%	34,603	4	0.420%
Slatten Ranch LP	0.00		0.000%	21,795	8	0.260%
LB/L Duc III Antioch 330	0.00		0.000%	35,298	3	0.430%
Delta Square-Oxford LTD	0.00		0.000%	20,757	9	0.250%
	\$701,014		7.873%	\$317,381		3.820%

The amounts shown above include assessed value data for both the City and the Antioch Development Agency

(A) Amounts listed for top ten taxpayers only.

Source: County Assessor's Office via ParcelQuest

**CITY OF ANTIOCH
PROPERTY TAX RATES
LAST TEN FISCAL YEARS**

Fiscal Year	Basic County Wide Levy	BART	East Bay Regional Park	Community College 2002 Bonds	Community College 2006 Bonds	Community College 2014 Bonds	Total
2006	1.0000	0.0048	0.0057	0.0047	-	-	1.0152
2007	1.0000	0.0076	0.0080	0.0038	0.0070	-	1.0264
2008	1.0000	0.0076	0.0080	0.0038	0.0070	-	1.0264
2009	1.0000	0.0090	0.01	0.0040	0.0026	-	1.0256
2010	1.0000	0.0057	0.0108	0.0046	0.0080	-	1.0291
2011	1.0000	0.0031	0.0084	0.0049	0.0084	-	1.0248
2012	1.0000	0.0041	0.0071	0.0049	0.0095	-	1.0256
2013	1.0000	0.0043	0.0051	0.0047	0.0040	-	1.0181
2014	1.0000	0.0075	0.0078	0.0043	0.0090	-	1.0286
2015	1.0000	0.0026	0.0067	0.0034	0.0076	0.0110	1.0313

Source: Contra Cost County Assessors Office

City of Antioch
Property Tax Levies and Collections (1)
Last Ten Fiscal Years
(in thousands of dollars)

Fiscal Year	City Property Tax Levied and Collected	Development Agency Property Tax Levied and Collected	Total Tax Levied and Collected	Percentage of Levy Collected (3)	Value of City Property Subject To Local Tax Rate	Value of Development Agency Property Subject to Local Tax Rate	Total Value of Property Subject To Local Tax Rate
2006	18,435	6,583	25,018	100%	7,556,091	601,280	8,157,371
2007	21,028	7,015	28,043	100%	9,082,277	654,506	9,736,783
2008	20,865	7,375	28,240	100%	9,761,734	704,753	10,466,487
2009	19,704	7,952	27,656	100%	8,777,811	754,155	9,531,966
2010	16,940	7,759	24,699	100%	6,669,959	765,856	7,435,815
2011	16,574	7,348	23,922	100%	6,344,904	724,248	7,069,152
2012	14,187	3,877 (2)	18,064	100%	5,836,917	723,955	6,560,872
2013	15,919	0 (2)	15,919	100%	5,856,765	641,397	6,498,162
2014	16,765	0 (2)	16,765	100%	6,374,601	613,598	6,988,199
2015	14,927	0 (2)	14,927	100%	7,664,094	592,222	8,256,316

(1) Figures include data for property within the city, redevelopment project areas and for assessments.

(2) Figure represent taxes levied and collected for development agency through January 31, 2012 prior to dissolution of redevelopment with the passage of ABx 1 26, therefore no redevelopment levies after dissolution are provided to the City.

(3) Taxes collected are the same as the amounts levied because Contra Costa County follows California's alternate method of apportionment (the Teeter Plan). Under the Teeter Plan, all amounts levied are apportioned to the County and other taxing agencies regardless of whether they are collected in the current year or not.

Source: Contra Costa County Assessed Valuation Report and Tax Reconciliation Sheet

City of Antioch
Ratios of Outstanding Debt by Type
Last Ten Fiscal Years
(amounts expressed in thousands, except per capita amount)

Fiscal Year	Governmental Activities			Business-Type Activities		Total Primary Government	Percentage of Estimated Actual Value of Taxable Property (1)	Per Capita (2)
	Lease Revenue Bonds	Tax Allocation Bonds (3)	Capital Leases	Water Bonds	Marina Loans			
2006	29,696	13,840	117	6,609	4,044	54,306	0.69%	538
2007	29,523	12,955	-	4,780	3,932	51,190	0.56%	507
2008	29,309	12,035	-	4,160	3,816	49,320	0.51%	493
2009	29,054	11,070	-	3,525	3,695	47,344	0.54%	473
2010	28,754	12,141	2,177	2,869	3,568	49,509	0.74%	485
2011	28,369	10,981	3,867	2,195	3,436	48,848	0.77%	474
2012	27,934	-	3,541	1,511	3,297	36,283	0.62%	349
2013	5,002	-	3,192	770	3,152	12,116	0.21%	115
2014	4,841	-	2,821	-	3,001	10,663	0.17%	101
2015	4,386	-	2,425	-	2,843	9,654	0.13%	89

Note: Details regarding the City's outstanding debt can be found in the notes to the financial statements.

Source: City of Antioch Financial Report

- (1) See the schedule of Assessed Value and Estimated Actual Value of Taxable Property.
- (2) Population data can be found in the Demographic and Economic Statistics schedule
- (3) Tax Allocation Bonds have become an obligation of the Successor Agency to the Antioch Development Agency and no longer on City books.

**City of Antioch
Ratios of General Bonded Debt Outstanding**

The City of Antioch has not had any outstanding general obligation bond debt since 2001-02.

CITY OF ANTIOCH
Legal Debt Margin Information
Last Ten Fiscal Years
(amounts expressed in thousands)

	2006	2007	2008	2009	2010	2011	2012	2013	2014	2015
Debt limit	\$1,318,322	\$1,509,942	\$1,669,214	\$1,549,934	\$1,237,153	\$1,182,333	\$1,104,132	\$1,095,932	\$1,170,913	\$1,362,072
Total net debt applicable to limit	0	0	0	0	0	0	0	0	0	0
Legal debt margin	\$1,318,322	\$1,509,942	\$1,669,214	\$1,318,322	\$1,237,153	\$1,182,333	\$1,104,132	\$1,095,932	\$1,170,913	\$1,362,072
Total net debt applicable to the limit as a percentage of debt limit	0.00%	0.00%	0.00%	0.00%	0.00%	0.00%	0.00%	0.00%	0.00%	0.00%

Legal Debt Margin Calculation for Fiscal Year 2015

The following numbers are not expressed in thousands:

Assessed value	\$8,256,315,706
Add back: exempt real property	<u>824,166,789</u>
Total assessed value	<u>9,080,482,495</u>

Debt limit (15% of total assessed value)	1,362,072,374
Debt applicable to limit:	
General obligation bonds	0
Less: Amount set aside for repayment of general obligation debt	<u>0</u>
Total net debt applicable to limit	<u>0</u>
Legal debt margin	<u>\$1,362,072,374</u>

Source: City of Antioch Finance Department and Contra Costa County Certificate of Assessed Valuations for fiscal year 2014-15

Note: Beginning in Fiscal Year 2000-01, the City of Antioch did not have any general obligation debt. However, under State finance law, the City of Antioch's outstanding general obligation debt should not exceed 15% of total assessed property value. By law, the general obligation debt subject to the limitation may be offset by amounts set aside for repaying general obligation bonds.

**City of Antioch
Pledged Revenue Coverage
Last Ten Fiscal Years**

Fiscal Year	Water Revenue Bonds (1) (in thousands)						Special Assessment Bonds		
	Gross Water Charges And Other	Less: Direct Operating Expenses	Net Revenue Available for Debt Service	Debt Service		Debt Service Coverage	Special Assessment Collections (2)	Outstanding (in thousands)	
				Principal	Interest			Hillcrest	Lone Diamond
2006	20,279	15,705	4,574	1,785	250	2.25%	8,015,198	3,410	59,935
2007	22,264	18,297	3,967	1,850	181	1.95%	7,546,480	1,708	51,020
2008	21,796	20,174	1,622	640	142	2.07%	7,550,756	-	46,795
2009	21,585	19,804	1,781	655	126	2.28%	7,464,602	-	41,170
2010	20,226	17,390	2,836	675	108	3.62%	7,401,685	-	35,045
2011	22,103	16,609	5,494	695	88	7.02%	7,476,123	-	26,905
2012	23,652	22,924	728	720	66	0.93%	7,425,102	-	20,905
2013	25,369	20,628	4,741	745	41	6.03%	7,436,553	-	13,915
2014	27,297	23,328	3,969	770	14	5.06%	7,472,192	-	2,405
2015	24,711	21,137	3,574	0	0	n/a	-	-	-

(1) Details regarding the City of Antioch's outstanding debt can be found in the notes to the financial statements. Water Charges and Other includes investment earnings but not tap fees. Operating expenses do not include interest or depreciation.

(2) Special Assessment Debt without City Commitment: The City is the collecting and paying agent for other special assessment debt, but has no direct or contingent liability or moral obligation for the payment of this debt. Therefore, this debt is not included in the City's financial statements. Cash held by the City on behalf of these districts is recorded in the Agency Funds of the City.

Source: City of Antioch Financial Statements

CITY OF ANTIOCH
Direct and Overlapping Debt
June 30, 2015

2014-15 Assessed Valuation	\$8,256,315,706
Antioch Development Agency Incremental Valuation:	592,222,357
Adjusted Assessed Valuation:	<u>\$7,664,093,349</u>

JURISDICTION	Total Debt 6/30/2015	Percent Applicable (1)	City's Share of Debt 6/30/2015
OVERLAPPING TAX AND ASSESSMENT DEBT:			
Bay Area Rapid Transit District	\$630,795,000	1.491%	\$9,405,153
Contra Costa Community College District	455,860,000	5.230%	23,841,478
Antioch Unified School District Schools Facilities Improvement District No. 1	62,787,634	75.278%	47,265,275
Liberty Union High School District	48,770,000	2.355%	1,148,534
Brentwood Union School District	42,784,704	4.297%	1,838,459
East Bay Regional Park District	176,790,000	2.288%	4,044,955
Antioch Area Community Facilities District No. 1989-1	22,750,000	100.000%	22,750,000
Total Overlapping Tax and Assessment Debt			<u>\$110,293,854</u>
OVERLAPPING TAX INCREMENT DEBT (Successor Agency):	\$24,833,058	100.000%	\$24,833,058
DIRECT AND OVERLAPPING GENERAL FUND DEBT:			
Direct Debt:			
City of Antioch Capital Lease	\$2,425,375	100.000%	\$2,425,375
City of Antioch Lease Revenue Bonds	4,386,264	100.000%	4,386,264
Subtotal Direct General Fund Debt			<u>\$6,811,639</u>
Overlapping Debt:			
Contra Costa County General Fund Obligations	\$252,598,977	5.209%	\$13,157,881
Contra Costa County Pension Obligation Bonds	236,920,000	5.209%	12,341,163
Contra Costa Community College District Certificates of Participation	615,000	5.230%	32,165
Antioch Unified School District Certificates of Participation	45,345,814	83.247%	37,749,030
Brentwood Union School District Certificates of Participation	1,678,045	4.297%	72,106
Contra Costa Fire Protection District Pension Obligation Bonds	92,805,000	11.278%	10,466,548
Subtotal gross overlapping General Fund Debt			<u>\$73,818,891</u>
Less: Contra Costa County Obligations supported from revenue funds			5,146,664
Subtotal net overlapping General Fund Debt			<u>\$68,672,227</u>
COMBINED TOTAL NET DIRECT AND OVERLAPPING GENERAL FUND DEBT			<u>\$75,483,866 (2)</u>
COMBINED TOTAL NET DEBT			<u>\$210,610,778 (2)</u>

NOTES:

- (1) For debt repaid with property taxes, the percentage of overlapping debt applicable is estimated using taxable assessed property values. Applicable percentages were estimated by determining the portion of another governmental unit's taxable assessed value that is within the City's boundaries and dividing it by each unit's taxable assessed value. Overlapping governments are those that coincide, at least in part, with the geographic boundaries of the City. This schedule estimates the portion of the outstanding debt of those overlapping governments that is borne by the residents and businesses of the City. This process recognizes that, when considering the City's ability to issue and repay long-term debt, the entire debt burden borne by the residents and businesses should be taken into account. However, this does not imply that every taxpayer is a resident, and therefore responsible for repaying the debt, of each overlapping government.
- (2) Excludes tax and revenue anticipation notes, enterprise revenue, mortgage revenue and non-bonded capital lease and pension obligations

Ratios to 2014-15 Assessed Valuation:

Total Overlapping Tax and Assessment Debt: 1.33%

Ratios to Adjusted Assessed Valuation:

Combined Direct Debt (\$6,811,639): 0.008%

Gross Combined Total Debt: 2.82%

Net Combined Total Debt: 2.75%

Ratios to Redevelopment Successor Agency Incremental Valuation:

Total Overlapping Tax Increment Debt: 4.19%

Source: California Municipal Statistics, Inc.

**City of Antioch
Demographic and Economic Statistics
Last Ten Fiscal Years**

<u>Fiscal Year</u>	<u>City of Antioch Population(1)</u>	<u>Contra Costa County Population (1)</u>	<u>Personal Income (in thousands) (2)</u>	<u>Per Capita Personal Income (2)</u>	<u>Unemployment Rate (3)</u>
2006	100,163	1,000,834	55,318,933	55,237	5.3%
2007	100,150	1,009,152	58,043,926	57,518	5.3%
2008	100,361	1,023,344	59,914,142	58,547	7.6%
2009	100,957	1,037,890	55,781,843	53,745	12.20%
2010	102,330	1,052,605	57,700,398	54,817	12.80%
2011	103,054	1,066,096	60,778,675	57,011	12.50%
2012	103,833	1,065,117	66,544,007	61,638	10.20%
2013	105,117	1,074,702	69,375,880	63,403	8.70%
2014	106,455	1,087,008	*	*	6.90%
2015	108,298	1,102,871	*	*	6.80%

*No Data Available

Data Sources:

(1) State Department of Finance

(2) U.S. Department of Commerce, Bureau of Economic Analysis (data shown is for Contra Costa County)

- Last updated: 11/20/14 - new estimates for 2013; revised estimates for 2001-2012.

(3) State of California Employee Development Dept., Labor Market Info, Data Library

**City of Antioch
Principal Employers
Current Year and Nine Years Ago**

Employer	2015		2005	
	Approx. Number of Employees¹	Percentage Of Total City Employment	Number of Employees	Percentage Of Total City Employment
Kaiser Permanente	2,014	3.99%	663	1.39%
Antioch Unified School District	1,717	3.40%	1,882	3.95%
Sutter Delta Medical Center ²	1,200	2.38%	804	1.69%
Contra Costa County Social Services	525	1.04%	500	1.05%
Wal-Mart	277	0.55%	408	0.86%
Target	290	0.57%	-	0.00%
Costco	285	0.56%	190	0.40%
City of Antioch	250	0.50%	370	0.78%
Antioch Auto Center	240	0.48%	-	0.00%
Safeway	126	0.25%	200	0.42%
Long's Drugs (corporate office)	-	0.00%	255	0.54%
Mervyn's	-	0.00%	210	0.44%

¹ As of 10/2/15 Source: City of Antioch Economic Development Department

² Includes contract employees

**City of Antioch
Operating Indicators by Function
Last Ten Fiscal Years**

Function	2006	2007	2008	2009	2010	2011	2012	2013	2014	2015
Police										
Physical arrests	4,983	6,471 (1)	6,734	7,288	5,990	4,830	4,296	4,047	4,018	4,707
Parking violations*	3,334	2,256 (1)	1,188	1,391	1,241	963	1,310	1,319	2,318	2,311
Traffic violations*	8,749	4,703 (1)	7,049	12,664	5,905	3,320	2,123	1,396	1,479	2,246
Sworn Officers	118	125	126	126	126	126	126	126	87 (3)	102(3)
Reserve Personnel	5	4	4	4	4	4	4	3	3	3
Support Personnel	55	58	59	59	59	59	59	59	26 (3)	29
Highways and streets										
Street resurfacing, sq ft	137,100	209,269	128,685	387,760	164,929	879,575	711,900	105,820	1,408,525	342,269
Potholes repaired	3,702	2,022	3,076	170	n/a	(2)	(2)	(2)	(2)	(2)
Culture and recreation										
Athletic sports complex admissions	29,831	32,693	31,429	33,650	33,640	40,000	41,500	42,000	60,000	60,000
Community center admissions										
Nick Rodriguez Community Center	946,667	819,324	558,624	173	314,731	127,545	46,233	10,500	12,800	14,300
Antioch Community Center	NA	NA	NA	NA	NA	150,937	234,102	384,602	100,000	100,000
Prewett Community Center	161,572	133,138	129,250	120,121	80,591	80,041	83,556	68,766	92,000	92,000
Water										
New connections	351	209	236	170	207	139	169	289	206	158
Water main breaks	13	25	18	18	28	17	39	36	22	31
Average daily consumption (thousands of gallons)	17,703***	18,473	19,519	17,195	15,190	15,539	16,043	16,478	16,221	12,065
Sewer**										
New connections	310	166	184	140	181	106	144	259	180	123

(1) Of the City's 5 Traffic Unit Officers, one Traffic Unit Officer was transferred to patrol in July 2006 and four were transferred to patrol in October 2006. Therefore, there was an increase in physical arrests and decreases in traffic and parking violations.

(2)The City no longer tracks this data.

(3) 2014 and beyond represents total funded positions only. 2013 and prior years data includes frozen positions.

*Parking and Traffic violations were combined until 2004/05

**The City does not process daily sewage - it maintains the sewer line that connects to the main sewer. Delta Diablo Sanitation District is responsible for sewage treatment.

***Fiscal Year 2005/06 was a very wet year for the City of Antioch; therefore, less water was consumed.

Source: Various City Departments

CITY OF ANTIOCH
FULL TIME CITY EMPLOYEES
BY FUNCTION
Last Ten Fiscal Years

FUNCTION	2006	2007	2008⁴	2009⁴	2010⁴	2011⁴	2012⁴	2013⁴	2014³	2015³
General government	45	51	50	52	52	52	52	46	25	30
Public safety ¹										
Sworn Police Officers	118	126	126	126	126	126	126	126	87	102
Community Service Officers	17	19	20	20	20	20	20	20	4	5
Administrative Staff	36	39	39	39	39	39	39	39	30	28
Public works	41	41	42	42	54	55	60	63	39	36
Community Development	40	47	43	42	30	30	30	28	10	13
Capital Improvement ²	-	-	5	5	5	5	-	-	-	-
Recreation	18	18	18	18	18	18	18	16	8	9
Water	38	38	41	41	41	41	41	47	47	47
Wastewater	12	12	15	15	15	15	15	21	21	24
Total employees	365	391	399	400	400	401	401	406	271	294

¹ Fire services are provided by Contra Costa Fire Protection District

² Capital Improvement was part of Community Development prior to 2008, and became part of Public Works in 2012

³ Data is only funded positions for fiscal year

⁴ Includes frozen positions

Source: City of Antioch budgets

**City of Antioch
Capital Asset Statistics by Function
Last Ten Fiscal Years**

Function	Fiscal Year									
	2006	2007	2008	2009	2010	2011	2012	2013	2014	2015
Public safety										
Police:										
Stations	1	1	1	1	1	1	1	1	1	1
Patrol Units	41	41	43	43	43	42	39	39	40	42
Fire Stations*	4	4	4	4	4	4	4	4	4	4
Highways and streets										
Streets (miles)	315.61	339.16	352.62	360.02	482.618	566.31	566.31	595.16	724.55	853.95
Streetlights	6,346	6,501	6,486	8,600	8,649	8,697	8,714	8,731	8,738	8,745
Traffic Signals, City Owned	42	42	99	100	101	101	101	102	102	102
Culture and recreation										
Parks acreage	306	308	308	308	308	308	308	328	237	237
Parks	31	32	33	33	33	33	33	33	33	33
Swimming pools	7	7	7	7	7	7	7	7	7	7
Community centers	3	3	3	3	3	4	4	4	4	4
Water										
Water lines (miles)	278.80	285.35	278.80	340.00	341.68	341.68	341.68	341.68	343.45	345.23
Number of water meters	30,825	30,683	31,061	31,231	30,931	31,468	31,254	31,583	31,803	31,803
Maximum daily treatment capacity (millions of gallons)	31.55	31.55	30.02	27.01	26.49	29.00	26.13	27.01	36.00	36.00
Fire hydrants	3,401	3,443	3,443	3,443	3,443	3,522	3,537	3,537	3,589	3,589
Sewer**										
Sanitary sewer lines (miles)	248.82	250.87	255.70	300.00	300.68	300.68	300.68	300.68	300.68	300.68
Number of sewer connections	29,314	29,480	29,664	29,804	29,535	29,657	29,818	30,171	30,377	30,377
Storm drains (miles)	150.75	157.14	161.42	220.00	221.01	221.01	221.01	221.01	221.46	221.90

*The City of Antioch's fire protection is provided by the Contra Costa Fire Protection District

**The City does not process daily sewage - it maintains the sewer line that connects to the main sewer. Delta Diablo Sanitation District is responsible for sewage treatment.

Sources: Various City departments.

This page intentionally left blank.



**INDEPENDENT AUDITOR'S REPORT ON INTERNAL CONTROL OVER FINANCIAL
REPORTING AND ON COMPLIANCE AND OTHER MATTERS BASED ON AN AUDIT OF
FINANCIAL STATEMENTS PERFORMED IN ACCORDANCE WITH
GOVERNMENT AUDITING STANDARDS**

To the Honorable Mayor and Members of the City Council
of the City of Antioch
Antioch, California

We have audited, in accordance with the auditing standards generally accepted in the United States of America and the standards applicable to financial audits contained in *Government Auditing Standards* issued by the Comptroller General of the United States, the financial statements of the governmental activities, the business-type activities, each major fund, and the aggregate remaining fund information of the City of Antioch, California (City), as of and for the year ended June 30, 2015, and the related notes to the financial statements, which collectively comprise the City's basic financial statements, and have issued our report thereon dated December 11, 2015.

Internal Control Over Financial Reporting

In planning and performing our audit of the financial statements, we considered the City's internal control over financial reporting (internal control) to determine the audit procedures that are appropriate in the circumstances for the purpose of expressing our opinions on the financial statements, but not for the purpose of expressing an opinion on the effectiveness of the City's internal control. Accordingly, we do not express an opinion on the effectiveness of the City's internal control.

A deficiency in internal control exists when the design or operation of a control does not allow management or employees, in the normal course of performing their assigned functions, to prevent, or detect and correct, misstatements on a timely basis. A material weakness is a deficiency, or a combination of deficiencies, in internal control such that there is a reasonable possibility that a material misstatement of the entity's financial statements will not be prevented, or detected and corrected on a timely basis. A significant deficiency is a deficiency, or a combination of deficiencies, in internal control that is less severe than a material weakness, yet important enough to merit attention by those charged with governance.

Our consideration of internal control was for the limited purpose described in the first paragraph of this section and was not designed to identify all deficiencies in internal control that might be material weaknesses or significant deficiencies. Given these limitations, during our audit we did not identify any deficiencies in internal control that we consider to be material weaknesses. However, material weaknesses may exist that have not been identified.

To the Honorable Mayor and Members of the City Council
of the City of Antioch
Antioch, California
Page 2

Compliance and Other Matters

As part of obtaining reasonable assurance about whether the City's financial statements are free from material misstatement, we performed tests of its compliance with certain provisions of laws, regulations, contracts, and grant agreements, noncompliance with which could have a direct and material effect on the determination of financial statement amounts. However, providing an opinion on compliance with those provisions was not an objective of our audit, and accordingly, we do not express such an opinion. The results of our tests disclosed no instances of noncompliance or other matters that are required to be reported under *Government Auditing Standards*.

Purpose of this Report

The purpose of this report is solely to describe the scope of our testing of internal control and compliance and the results of that testing, and not to provide an opinion on the effectiveness of the entity's internal control or on compliance. This report is an integral part of an audit performed in accordance with *Government Auditing Standards* in considering the entity's internal control and compliance. Accordingly, this communication is not suitable for any other purpose.

A handwritten signature in black ink that reads "Badawi & Associates". The signature is written in a cursive, flowing style.

Badawi and Associates
Certified Public Accountants
Oakland, California
December 11, 2015



STAFF REPORT TO THE CITY COUNCIL

DATE: Regular Meeting of January 12, 2016

TO: Honorable Mayor and Members of the City Council

SUBMITTED BY: Dawn Merchant, Finance Director

SUBJECT: Single Audit Reports for the Fiscal Year Ended June 30, 2015

RECOMMENDED ACTION

It is recommended that the City Council receive and file the attached City of Antioch Single Audit Reports for the Fiscal Year Ended June 30, 2015.

STRATEGIC PURPOSE

This action meets Long Term Goal N, Financial Services; specifically addressing Strategy N-2 by ensuring financial reports are accurate and timely. The financial report was completed within six months of the fiscal year end.

FISCAL IMPACT

There is no fiscal impact associated with this action.

DISCUSSION

As required by the Single Audit Act, governments that expend \$500,000 or more on federal awards must be audited to ascertain the effectiveness of the financial management systems and internal procedures that have been established to meet the terms and conditions of the award. This year's audit report was completed by Badawi & Associates, Certified Public Accountants.

As stated in the report, no deficiencies in internal control over financial reporting or compliance considered to be material weaknesses were identified.

ATTACHMENTS

A. City of Antioch Single Audit Reports for the Fiscal Year Ended June 30, 2015.

City of Antioch

Antioch, California

Single Audit Reports

For the year ended June 30, 2015

City of Antioch
Single Audit Reports
For the year ended June 30, 2015
Table of Contents

	<u>Page</u>
Independent Auditor’s Report on Internal Control over Financial Reporting and on Compliance and Other Matters Based on an Audit of Financial Statements Performed in Accordance with <i>Government Auditing Standards</i>.....	1
Independent Auditor’s Report on Compliance for Each Major Program and on Internal Control over Compliance Required by OMB Circular A-133	3
Schedule of Expenditures of Federal Awards	6
Notes to the Schedule of Expenditures of Federal Awards	7
Schedule of Findings and Questioned Costs	9



**INDEPENDENT AUDITOR'S REPORT ON INTERNAL CONTROL OVER FINANCIAL REPORTING
AND ON COMPLIANCE AND OTHER MATTERS BASED ON AN AUDIT OF FINANCIAL
STATEMENTS PERFORMED IN ACCORDANCE WITH GOVERNMENT AUDITING STANDARDS**

To the Honorable Mayor and Members of City Council
of the City of Antioch
Antioch, California

We have audited, in accordance with the auditing standards generally accepted in the United States of America and the standards applicable to financial audits contained in *Government Auditing Standards* issued by the Comptroller General of the United States, the financial statements of the governmental activities, the business-type activities, each major fund, and the aggregate remaining fund information of the City of Antioch, California (City), as of and for the year ended June 30, 2015, and the related notes to the financial statements, which collectively comprise the City's basic financial statements, and have issued our report thereon dated December 11, 2015.

Internal Control Over Financial Reporting

In planning and performing our audit of the financial statements, we considered the City's internal control over financial reporting (internal control) to determine the audit procedures that are appropriate in the circumstances for the purpose of expressing our opinions on the financial statements, but not for the purpose of expressing an opinion on the effectiveness of the City's internal control. Accordingly, we do not express an opinion on the effectiveness of the City's internal control.

A deficiency in internal control exists when the design or operation of a control does not allow management or employees, in the normal course of performing their assigned functions, to prevent, or detect and correct, misstatements on a timely basis. A *material weakness* is a deficiency, or a combination of deficiencies, in internal control, such that there is a reasonable possibility that a material misstatement of the entity's financial statements will not be prevented, or detected and corrected on a timely basis. A *significant deficiency* is a deficiency, or a combination of deficiencies, in internal control that is less severe than a material weakness, yet important enough to merit attention by those charged with governance.

Our consideration of internal control was for the limited purpose described in the first paragraph of this section and was not designed to identify all deficiencies in internal control that might be material weaknesses or, significant deficiencies. Given these limitations, during our audit we did not identify any deficiencies in internal control that we consider to be material weaknesses. However, material weaknesses may exist that have not been identified.

To the Honorable Mayor and Members of City Council
of the City of Antioch
Antioch, California
Page 2

Compliance and Other Matters

As part of obtaining reasonable assurance about whether the City's financial statements are free from material misstatement, we performed tests of its compliance with certain provisions of laws, regulations, contracts, and grant agreements, noncompliance with which could have a direct and material effect on the determination of financial statement amounts. However, providing an opinion on compliance with those provisions was not an objective of our audit, and accordingly, we do not express such an opinion. The results of our tests disclosed no instances of noncompliance or other matters that are required to be reported under *Government Auditing Standards*.

Purpose of this Report

The purpose of this report is solely to describe the scope of our testing of internal control and compliance and the results of that testing, and not to provide an opinion on the effectiveness of the entity's internal control or on compliance. This report is an integral part of an audit performed in accordance with *Government Auditing Standards* in considering the entity's internal control and compliance. Accordingly, this communication is not suitable for any other purpose.

A handwritten signature in black ink that reads "Badawi & Associates". The signature is written in a cursive, flowing style.

Badawi and Associates
Certified Public Accountants
Oakland, California
December 11, 2015



INDEPENDENT AUDITOR'S REPORT ON COMPLIANCE FOR EACH MAJOR PROGRAM AND ON INTERNAL CONTROL OVER COMPLIANCE REQUIRED BY OMB CIRCULAR A-133

To the Honorable Mayor and Members of City Council
of the City of Antioch
Antioch, California

Report on Compliance for Each Major Federal Program

We have audited the City of Antioch, California's (City) compliance with the types of compliance requirements described in the *OMB Circular A-133 Compliance Supplement* that could have a direct and material effect on each of the City's major federal programs for the year ended June 30, 2015. The City's major federal programs are identified in the summary of auditor's results section of the accompanying schedule of findings and questioned costs.

Management's Responsibility

Management is responsible for compliance with the requirements of laws, regulations, contracts, and grants applicable to its federal programs.

Auditor's Responsibility

Our responsibility is to express an opinion on compliance for each of the City's major federal programs based on our audit of the types of compliance requirements referred to above. We conducted our audit of compliance in accordance with auditing standards generally accepted in the United States of America; the standards applicable to financial audits contained in *Government Auditing Standards*, issued by the Comptroller General of the United States; and OMB Circular A-133, *Audits of States, Local Governments, and Non-Profit Organizations*. Those standards and OMB Circular A-133 require that we plan and perform the audit to obtain reasonable assurance about whether noncompliance with the types of compliance requirements referred to above that could have a direct and material effect on a major federal program occurred. An audit includes examining, on a test basis, evidence about the City's compliance with those requirements and performing such other procedures as we considered necessary in the circumstances.

We believe that our audit provides a reasonable basis for our opinion on compliance for each major federal program. However, our audit does not provide a legal determination of the City's compliance.

Opinion on Each Major Federal Programs

In our opinion, the City complied, in all material respects, with the types of compliance requirements referred to above that could have a direct and material effect on each of its other major federal programs for the year ended June 30, 2015.

Report on Internal Control Over Compliance

Management of the City is responsible for establishing and maintaining effective internal control over compliance with the types of compliance requirements referred to above. In planning and performing our audit of compliance, we considered the City's internal control over compliance with the types of requirements that could have a direct and material effect on each major federal program to determine the auditing procedures that are appropriate in the circumstances for the purpose of expressing an opinion on compliance for each major federal program and to test and report on internal control over compliance in accordance with OMB Circular A-133, but not for the purpose of expressing an opinion on the effectiveness of internal control over compliance. Accordingly, we do not express an opinion on the effectiveness of the City's internal control over compliance.

A deficiency in internal control over compliance exists when the design or operation of a control over compliance does not allow management or employees, in the normal course of performing their assigned functions, to prevent, or detect and correct, noncompliance with a type of compliance requirement of a federal program on a timely basis. *A material weakness in internal control over compliance* is a deficiency, or combination of deficiencies, in internal control over compliance, such that there is a reasonable possibility that material noncompliance with a type of compliance requirement of a federal program will not be prevented, or detected and corrected, on a timely basis. *A significant deficiency in internal control over compliance* is a deficiency, or a combination of deficiencies, in internal control over compliance with a type of compliance requirement of a federal program that is less severe than a material weakness in internal control over compliance, yet important enough to merit attention by those charged with governance.

Our consideration of internal control over compliance was for the limited purpose described in the first paragraph of this section and was not designed to identify all deficiencies in internal control over compliance that might be material weaknesses or significant deficiencies. We did not identify any deficiencies in internal control over compliance that we consider to be material weaknesses. However, material weaknesses may exist that have not been identified.

The purpose of this report on internal control over compliance is solely to describe the scope of our testing of internal control over compliance and the results of that testing based on the requirements of OMB Circular A-133. Accordingly, this report is not suitable for any other purpose.

To the Honorable Mayor and Members of City Council
of the City of Antioch
Antioch, California
Page 3

Report on Schedule of Expenditures of Federal Awards Required by OMB Circular A-133

We have audited the financial statements of the governmental activities, the business-type activities, each major fund, and the aggregate remaining fund information of City of Antioch, as of and for the year ended June 30, 2015, and the related notes to the financial statements, which collectively comprise the City's basic financial statements. We issued our report thereon dated December 11, 2015, which contained unmodified opinions on those financial statements. Our audit was conducted for the purpose of forming opinions on the financial statements that collectively comprise the basic financial statements. The accompanying schedule of expenditures of federal awards is presented for purposes of additional analysis as required by OMB Circular A-133 and is not a required part of the basic financial statements. Such information is the responsibility of management and was derived from and relates directly to the underlying accounting and other records used to prepare the basic financial statements. The information has been subjected to the auditing procedures applied in the audit of the financial statements and certain additional procedures, including comparing and reconciling such information directly to the underlying accounting and other records used to prepare the basic financial statements or to the basic financial statements themselves, and other additional procedures in accordance with auditing standards generally accepted in the United States of America. In our opinion, the schedule of expenditures of federal awards is fairly stated in all material respects in relation to the basic financial statements as a whole.



Badawi and Associates
Certified Public Accountants
Oakland, California
December 11, 2015

City of Antioch
Single Audit Reports
Schedule of Expenditures of Federal Awards
For the year ended June 30, 2015

Federal Grantor/Pass-Through Grantor Program Title	Federal CFDA Number	Agency or Pass-Through Number	Federal Expenditures
U.S. Department of Housing and Urban Development:			
<i>Direct Program:</i>			
Community Development Block Grants Entitlement Cluster			
- Community Development Block Grant	14.218	B-12-MC06-0045	\$ 64,827
- Community Development Block Grant	14.218	B-13-MC06-0045	737,881
- Community Development Block Grant	14.218	B-14-MC06-0045	80,540
- ARRA- Community Development Block Grant- NSP	14.218	B-08-MN06-0001	7,120
Total Community Development Block Grants Entitlement Cluster			890,368
Total U.S. Department of Housing & Urban Development			890,368
U.S. Department of Justice:			
<i>Direct Program:</i>			
Bulletproof Vest Partnership Cluster			
- Bulletproof Vest Partnership Program	16.607	2012	1,085
- Bulletproof Vest Partnership Program	16.607	2013	6,806
Total Bulletproof Vest Partnership Cluster			7,891
COPS Hiring Grant Cluster			
- COPS Hiring Recovery Grant	16.710	2012UMWX0018	288,297
- COPS Hiring Grant	16.710	2014UMWX0004	72,513
Total COPS Hiring Grant Cluster			360,810
<i>Passed through the Contra Costa County, Office of Sheriff</i>			
- Edward Byrne Justice Assistance Grant Program	16.738	2013	18,615
- Edward Byrne Justice Assistance Grant Program	16.738	2014	26,250
Total Edward Byrne Justice Assistance Grant Cluster			44,865
Total U.S Department of Justice			413,566
U.S. Department of Transportation			
<i>Passed through the California Department of Transportation</i>			
Highway Planning and Construction Cluster			
- Highway Planning and Construction	20.205	BHLS-5038(006)	631,153
- Highway Planning and Construction	20.205	CML-5038(024)	93,946
- Highway Planning and Construction	20.205	STPL-5038(023)	633,946
Total Highway Planning and Construction Cluster			1,359,045
Total U.S. Department of Transportation			1,359,045
Total Expenditures of Federal Awards			\$ 2,662,979

City of Antioch
Single Audit Reports
Notes to the Schedule of Expenditures of Federal Awards
For the year ended June 30, 2015

1. REPORTING ENTITY

The City of Antioch (City) was incorporated under the General Laws of the State of California and enjoys all the rights and privileges pertaining to such "General Law" cities. The City uses the City Council/Manager form of government. The financial reporting entity consists of (a) the primary government, the City, (b) organizations for which the primary government is financially accountable, and (c) other organizations for which the primary government is not accountable, but for which the nature and significance of their relationship with the primary government are such that exclusion would cause the reporting entity's financial statements to be misleading or incomplete.

Component units are legally separate organizations for which the elected officials of the primary government are financially accountable. In addition, component units can be other organizations for which the primary government's exclusion would cause the reporting entity's financial statements to be misleading or incomplete.

The following component units are included in the basic financial statements of the City.

- Public Financing Authority

2. SUMMARY OF SIGNIFICANT ACCOUNTING POLICIES

Basis of Accounting

Funds received under the various grant programs have been recorded within general, special revenue, and capital projects funds of the City. The City utilizes the accrual basis of accounting for these funds. The accompanying Schedule of Expenditures of Federal Awards (Schedule) is presented in accordance with the requirements of Office of Management and Budget (OMB) Circular A-133, *Audits of States, Local Governments, and Non-Profit Organizations*. Therefore, some amounts presented in the Schedule may differ from amounts presented in, or used in, the preparation of the City's basic financial statements.

Schedule of Expenditures of Federal Awards

The accompanying Schedule presents the activity of all federal financial assistance programs of the City. Federal financial assistance received directly from federal agencies as well as federal financial assistance passed through the State of California and other local agencies. The Schedule was prepared only from the accounts of various grant programs and, therefore, does not present the financial position or results of operations of the City.

City of Antioch
Single Audit Reports
Notes to the Schedule of Expenditures of Federal Awards, Continued
For the year ended June 30, 2015

3. SUBRECIPIENTS

Of the federal expenditures presented in the Schedule, the City provided federal awards to subrecipients as follows:

Program Title	CFDA #	Subrecipients	Amount Paid
Community Development Block Grant	14.218	Senior Outreach Services (Meals on Wheels)	\$ 8,500
	14.218	Community Violence Solutions	8,500
	14.218	Contra Costa Senior Legal Services	8,499
	14.218	Senior Outreach Services - Care Mgr	8,500
	14.218	Ombudsman Svcs of Contra Costa (Complaint Resolution)	8,332
	14.218	CC Health Svcs Homelss Shelter	8,500
	14.218	Shelter Inc	10,000
	14.218	Bay Area Legal Aid	30,000
	14.218	City of Antioch (Youth Recreation Programs)	19,994
	14.218	Antioch Chamber Community Foundation	14,999
	14.218	Antioch Senior Center	35,000
	14.218	OPTIC	50,000
	14.218	City of Antioch Code Enforcement	187,239
		Total	\$ 398,063

City of Antioch
Single Audit Reports
Schedule of Findings and Questioned Costs
For the year ended June 30, 2015

A. Summary of Auditor’s Results

Financial Statements

Types of auditor’s report issued: Unmodified

Internal control over financial reporting:

- Material weakness(es) identified? No
- Significant deficiency(ies) identified? None noted

Any noncompliance material to the financial statements? No

Federal Awards

Internal control over major programs:

- Material weakness(es) identified? No
- Significant deficiency(ies) identified? None noted

Type of auditor’s report issued on compliance for major programs Unmodified

Any audit findings disclosed that are required to be reported in Accordance with section 510(a) of OMB Circular A-133 No

Identification of major programs:

CFDA Number(s)	Name of Federal Program or Cluster	Expenditures
16.710	COPS Hiring Grant	\$ 360,810
20.205	Highway Planning and Construction	1,359,045
Total Expenditures of All Major Federal Programs		\$ 1,719,855

Dollar threshold used to distinguish between type A and type B program \$300,000

Auditee qualified as low-risk auditee under section 530 of OMB Circular A-133? Yes

City of Antioch
Single Audit Reports
Schedule of Findings and Questioned Costs, Continued
For the year ended June 30, 2015

B. FINDINGS - FINANCIAL STATEMENTS AUDIT

No findings were noted.

C. FINDINGS AND QUESTIONED COSTS - MAJOR FEDERAL AWARD PROGRAM AUDIT

No findings were noted.

D. Prior Year Findings and Questioned Costs - Major Federal Award Program Audit

2014-001 Allowable Costs/Cost Principles, Control Activities (Significant Deficiency) and Compliance

Program:

Edward Byrne Justice Assistance Grant: (CFDA Number 16.738, U.S. Department of Justice, Passed Through Contra Costa County - Office of the Sheriff)

Criteria:

According to the Office of Management and Budget Circular A-87, personnel costs should be supported by time studies or personnel activities reports/functional time cards.

Condition:

Auditors tested personnel costs billed to the grants and noted that the City did not use functional time cards or time studies to support hours billed to the grants.

Cause:

The City does not have effective controls in place to ensure all personnel costs are supported by time studies/time cards.

Effect:

Because of this deficiency, the City is not in full compliance with the Allowable Costs/Cost Principles compliance requirement.

Questioned Costs:

Auditors estimated total questioned costs to be \$56,278 for the fiscal year ended June 30, 2014.

Recommendation:

We recommend the City implement effective controls to ensure all personnel costs billed to the federal grants are supported by time studies/time cards.

View of Responsible Officials and Planned Corrective Action:

The City does in fact have controls in place to ensure personnel costs are supported by time cards, however, an automatic allocation of time to the grant was made based upon personnel estimates of time and the fact that Contra Costa County (the pass thru agency) did not require this. The City immediately stopped this practice upon notification of the finding and now requires actual hours worked on eligible grant expenditures to be marked on the timesheet submitted.

City of Antioch
Single Audit Reports
Schedule of Findings and Questioned Costs, Continued
For the year ended June 30, 2015

D. Prior Year Findings and Questioned Costs - Major Federal Award Program Audit, Continued

Status of Planned Corrective Action:

Implemented. Personnel costs billed to federal grants are supported by time cards.



STAFF REPORT TO THE CITY COUNCIL

DATE: Regular Meeting of January 12, 2016

TO: Honorable Mayor and Members of the City Council

SUBMITTED BY: Teri House, CDBG/Housing Consultant *JH*

APPROVED BY: Forrest Ebbs, Community Development Director *FE*

SUBJECT: County Assistance Financing Tabora Gardens Senior Apartments

RECOMMENDED ACTION

It is recommended that the City Council adopt the attached Resolution to support the proposed County of Contra Costa (the "County") issuance of tax-exempt revenue bonds to finance the cost of construction and rehabilitation of Tabora Gardens Senior Apartments by Satellite Affordable Housing Associates.

STRATEGIC PURPOSE

This action is essential to complete the financing needed for this 85-unit senior residential housing project and support Strategy F-3 in the Strategic Plan - Grow Antioch's economy through...residential and commercial development. It also fulfills a need identified in the Antioch Housing Element for decent, affordable housing for Special Needs Groups, specifically for elderly persons and persons with disabilities.

FISCAL IMPACT

This action has no fiscal impact to the City as the City has no liability or responsibility whatsoever for the issuance, administration or repayment of the Bonds issued by the County of Contra Costa.

In prior actions, the City has committed \$3,283,755 in funding from the Neighborhood Stabilization program, Housing Successor Agency, and Community Development Block Grant for this project, and supports the development of senior housing as a high priority in the 2010-15 and 2015-20 Consolidated Plans.

DISCUSSION

The County has been requested by Satellite Affordable Housing Associates to consider the issuance by the County of tax-exempt revenue bonds or the incurrence of debt (referred to as the "Bonds") under the provisions of Chapter 7 of Part 5 of Division 31 of the Health and Safety Code to finance costs of the acquisition, construction and/or

rehabilitation of Tabora Gardens Senior Housing, which is located at the southeast corner of James Donlon Boulevard and Tabora Drive in Antioch. Tabora Gardens will provide 85 units of new, affordable, handicap accessible housing to seniors, veterans, and disabled residents.

Prior to the County's commitment to issue Bonds, the County wishes to confirm that the City is supportive of the financing for Tabora Gardens, and the County's role in providing Bond issuance.

ATTACHMENTS

A. Resolution

ATTACHMENT "A"

RESOLUTION NO. 2016/**

**RESOLUTION OF THE CITY COUNCIL OF THE CITY OF ANTIOCH
ACKNOWLEDGING THAT THE COUNTY OF CONTRA COSTA WILL ASSIST IN
THE FINANCING OF A MULTIFAMILY RESIDENTIAL RENTAL HOUSING FACILITY
KNOWN AS TABORA GARDENS SENIOR APARTMENTS**

WHEREAS, the County of Contra Costa (the "County") has been requested to consider the issuance by the County of tax-exempt revenue bonds or the incurrence of debt (referred to in this Resolution as the "Bonds") under the provisions of Chapter 7 of Part 5 of Division 31 of the Health and Safety Code (the "Act") to finance costs of the acquisition, construction and/or rehabilitation of a residential rental housing facility identified in Exhibit 1 to this Resolution (the "Housing Facility"), which is located in Antioch (the "City"); and

WHEREAS, the County has requested that the City acknowledge that the County will be issuing the Bonds to assist in the financing of the Housing Facility, and the County seeks confirmation that the City supports the proposed financing; and

WHEREAS, the City Council now desires to acknowledge the County's role in issuing the Bonds and to confirm that the City supports the financing of the acquisition, construction and/or rehabilitation of the Housing Facility with the proceeds of the Bonds to be issued by the County.

NOW, THEREFORE, BE IT RESOLVED BY THE CITY COUNCIL OF THE CITY OF ANTIOCH that the City Council hereby acknowledges the County's efforts in facilitating the financing of the Housing Facility through the issuance of the Bonds pursuant to the Act, and the City Council hereby expresses its support for the financing for the Housing Facility. Notwithstanding the foregoing, the City shall have no liability or responsibility whatsoever for the issuance, administration or repayment of the Bonds, and the adoption of this Resolution shall not obligate the City or any department thereof to take any action in connection with any planning approval, permit or other action necessary for the construction or operation of the Housing Facility.

* * * * *

I HEREBY CERTIFY that the foregoing resolution was passed and adopted by the City Council of the City of Antioch at a regular meeting thereof, held on the 12th day of January, 2016 by the following vote:

AYES:

NOES:

ABSENT:

**ARNE SIMONSEN
CITY CLERK OF THE CITY OF ANTIOCH**

A1

EXHIBIT 1

IDENTIFICATION OF HOUSING FACILITY PROPOSED TO BE FINANCED BY THE COUNTY

<u>Development Name</u>	<u>Development Location</u>	<u>Number of Rental Units</u>	<u>Project Owner</u>
Tabora Gardens Senior Apartments	Southeast Corner of James Donlon Boulevard and Tabora Drive in Antioch	85	Tabora Gardens, LP, or other entity to be formed by Satellite Affordable Housing Associates



STAFF REPORT TO THE CITY COUNCIL

DATE: Regular Meeting of January 12, 2016

TO: Honorable Mayor and Members of the City Council

SUBMITTED BY: Harold Jirousky, Associate Engineer *HJJ*

APPROVED BY: Ron Bernal, Public Works Director / City Engineer *ROB*

SUBJECT: Resolution's to Summarily Vacate a surplus portion of a water main line easement and Authorize the City Manager to execute any additional Documents to Quitclaim any interest to the underlying fee owner and authorize the City Manager to accept an additional water main line easement for Deer Valley Business Park. (PW 357-303-06)

RECOMMENDED ACTION

It is recommended that the City Council adopt a resolution to summarily vacate a surplus portion of a water main line easement and quitclaim any interest to the underlying fee owner and authorize the City Manager to accept an easement for a water main line.

STRATEGIC PURPOSE

Consideration of this item is consistent with Strategic Plan Long Term Goal F-2; grow Antioch's economy through economic development.

FISCAL IMPACT

There is no cost to the City for the abandonment of the easement and creating a new easement as the developer will be paying for staff costs to process the documents.

DISCUSSION

On July 12, 2012 Parcel Map 357-303-06 Deer Valley Business Park was recorded creating 17 Parcels. The project is located on the west side of Country Hills Drive between Lone Tree Way and Deer Valley Road. Concurrent with the recording of the map a public water main easement was recorded to supply water for the development. Since the recording of these documents a new developer had acquired the project. With the change in the design and layout of the project the public water main line easement will need to be relocated.

The City Council may summarily vacate excess street, highway right-of-way or public service easement pursuant to California Streets & Highway Code §8335 by adopting a resolution. A public hearing is not required in situations like this one in which the easement has been superseded by relocation. The summary vacation shall be made

pursuant to California streets & Highway Code §8335 and shall include the name or other description. The description of the portion to be vacated may be by a precise map. At this time, staff recommends that the Council summarily vacate this surplus portion of the easement and authorize the City Manager to execute any additional documents necessary to vacate and quitclaim any interest to the underlying fee owner and accept the dedication of a new easement for water line purposes. Upon recordation, the street, highway or public service easement vacated shall no longer constitute a street, highway or public service easement (California Streets & Highway Code §8335(b)(4) & §8336).

No options are provided as the realignment of easement is needed to construct the project.

ATTACHMENTS

- A. Vicinity Map
- B. Resolution to Vacate Existing Water Line Easement
- C. Resolution to Accept New Water Line Easement



VICINITY MAP



ATTACHMENT A

Pre Mill Family Park

ATTACHMENT "B"

RESOLUTION NO. 2016**

RESOLUTION OF THE CITY COUNCIL OF THE CITY OF ANTIOCH TO SUMMARILY VACATE A SURPLUS PORTION OF EXISTING WATER MAIN LINE EASEMENT AND QUITCLAIM THE INTEREST TO THE UNDERLYING PROPERTY OWNER

WHEREAS, the City Council may summarily vacate excess public service easement pursuant to the authority provided by California Streets & Highway Code §8335;

WHEREAS, all provisions of the California Streets & Highways Code §8335 et seq. have been followed for the consideration of this vacation;

WHEREAS, description of the vacation is to be shown by a precise description as being shown by a precise map shown on Exhibit "1", pursuant to California Streets & Highways Code §8335;

NOW, THEREFORE, BE IT RESOLVED that

1. The City Council hereby summarily vacates a surplus portion of existing water line easement reserved for utility purposes (Exhibit "1") finding that such easement has been superseded by relocation and there are no other public facilities located within the easement; and
2. From and after the date the resolution is recorded the public service easement vacated shall no longer constitute a public service easement (California Streets & Highways Code §8335(b)(4) & §8336); and
3. The City Manager is authorized to execute any additional documents necessary to vacate and quitclaim the interest Exhibit "1" to underlying property owner.

* * * * *

I **HEREBY CERTIFY** that the foregoing resolution was passed and adopted by the City Council of the City of Antioch at a regular meeting thereof, held on the 12th day of January, 2016, by the following vote:

AYES:

NOES:

ABSENT:

ARNE SIMONSEN
CITY CLERK OF THE CITY OF ANTIOCH

EXHIBIT 1

RECORDING REQUESTED BY:

COUNTRY HILLS ANTIOCH, LLC and
2330 COUNTRY HILLS, LLC

APN: 055-740-023, 055-740-026

WHEN RECORDED MAIL TO

Name	Donald J. Bouey
Street Address	1615 Bonanza Street, Suite 305
City	Walnut Creek, CA 94596
State	
Zip	

SPACE ABOVE THIS LINE FOR RECORDER'S USE

QUITCLAIM DEED

The undersigned grantor declares:

Documentary transfer tax is \$ _____

computed on full value of property conveyed, or

computed on full value

Unincorporated area: City of Antioch

Realty not sold

FOR A VALUABLE CONSIDERATION, receipt of which is hereby acknowledged,

The CITY OF ANTIOCH, a municipal corporation,

Hereby REMISES, RELEASES AND FOREVER QUITCLAIMS to

2330 COUNTRY HILLS, LLC, a California limited liability company, and COUNTRY HILLS

ANTIOCH, LLC, a California limited liability company

that property in the City of Antioch, County of Contra Costa, State of California, described as follows:

SEE EXHIBIT "A" and EXHIBIT "B"
attached hereto and made a part hereof.

CITY OF ANTIOCH

Date: _____

By: _____

Steven Duran
City Manager

CERTIFICATE OF ACKNOWLEDGEMENT OF NOTARY PUBLIC

A notary public or other officer completing this certificate verifies only the identity of the individual who signed the document to which this certificate is attached, and not the truthfulness, accuracy, or validity of that document.

STATE OF CALIFORNIA)
COUNTY OF _____)

On this _____ day of _____, 2015, before me, _____, a Notary Public, personally appeared _____, who proved on the basis of satisfactory evidence to be the persons whose names are subscribed to the within instrument and acknowledged to me that they executed the same in their authorized capacities, and that by their signature on the instrument the persons, or the entity upon behalf of which the persons acted, executed the instrument,

I certify under PENALTY OF PERJURY under the laws of the State of California that the foregoing paragraph is true and correct.

WITNESS my hand and official seal.

[Name of notary]

MAIL TAX STATEMENTS AS DIRECTED ABOVE

EXHIBIT "A"
LEGAL DESCRIPTION
PORTION OF 10.0' WATERLINE EASEMENT (2012-0142928) TO BE VACATED

ALL THAT CERTAIN REAL PROPERTY SITUATE IN THE CITY OF ANTIOCH, COUNTY OF CONTRA COSTA, STATE OF CALIFORNIA, DESCRIBED AS FOLLOWS:

BEING A PORTION OF EASEMENT 2 AS SAID EASEMENT IS DESCRIBED IN THAT CERTAIN GRANT OF EASEMENT FOR WATERLINE EASEMENT, RECORDED JUNE 18, 2012 AS DOCUMENT NO. 2012-0142928, OFFICIAL RECORDS OF CONTRA COSTA COUNTY, MORE PARTICULARLY DESCRIBED AS FOLLOWS:

COMMENCING AT THE WESTERLY CORNER OF PARCEL 1, AS SAID PARCEL IS DESCRIBED IN THAT CERTAIN GRANT DEED RECORDED OCTOBER 14, 2014 AS DOCUMENT NO. 2014-0176938, OFFICIAL RECORDS OF CONTRA COSTA COUNTY;

THENCE ALONG THE SOUTHWEST LINE OF SAID PARCEL 1, SOUTH 38° 51' 18" EAST, 33.41 FEET TO A POINT ON THE NORTHWEST LINE OF EASEMENT 2 OF SAID WATERLINE EASEMENT (2012-0142928);

THENCE ALONG SAID NORTHWEST LINE, NORTH 54° 55' 48" EAST, 71.70 FEET TO THE POINT OF BEGINNING;

THENCE CONTINUING ALONG SAID NORTHWEST LINE, NORTH 54° 55' 48" EAST, 474.66 FEET;

THENCE ALONG THE NORTHEAST LINE OF SAID EASEMENT 2, SOUTH 43° 04' 12" EAST, 101.56 FEET;

THENCE LEAVING SAID LINE, SOUTH 46° 55' 48" WEST, 10.00 FEET TO THE SOUTHWEST LINE OF SAID EASEMENT 2;

THENCE ALONG SAID SOUTHWEST LINE OF EASEMENT 2 (2012-0142928), NORTH 43° 04' 12" WEST, 92.87 FEET TO THE SOUTHEAST LINE OF SAID EASEMENT 2;

THENCE ALONG SAID SOUTHEAST LINE OF EASEMENT 2, SOUTH 54° 55' 48" WEST, 466.97 FEET;


THENCE NORTH 35° 04' 12" WEST, 10.00 FEET TO THE POINT OF BEGINNING.

CONTAINING 5,675 SQUARE FEET OF LAND, MORE OR LESS.

KIER & WRIGHT CIVIL ENGINEERS & SURVEYORS, INC.


RICHARD JAMES HICKENBOTTOM, P.L.S. 8654
LICENSE EXPIRATION DATE: 12-31-2015

3/5/15
DATE






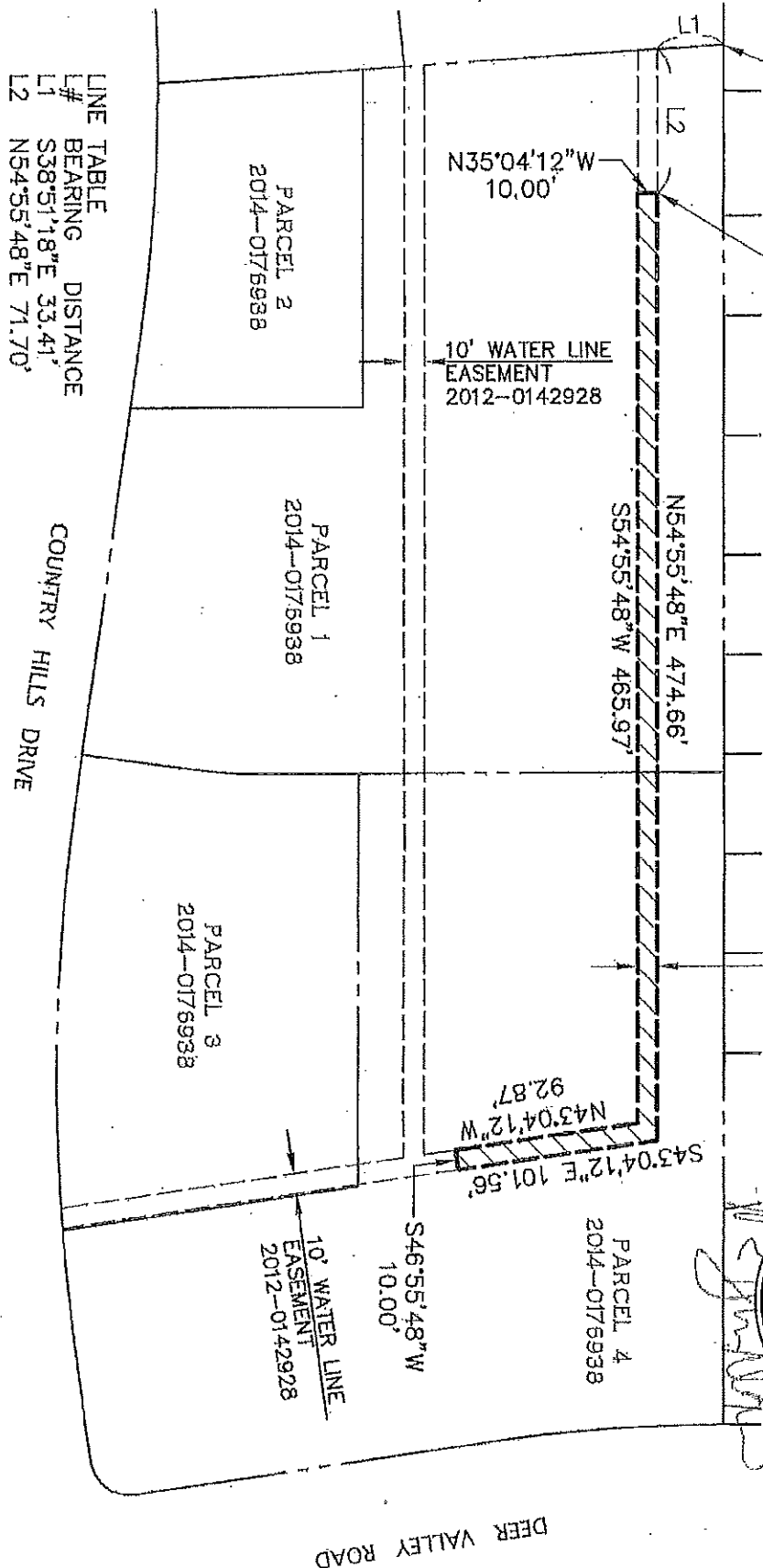
0 40' 80' 160'
 Scale 1" = 80 ft

POINT OF COMMENCEMENT (P.O.C.)
 POINT OF BEGINNING (P.O.B.)

10.0' WATER LINE EASEMENT
 (2012-0142928)
 TO BE VACATED
 AREA=5,675± S.F.



3/5/15



LINE TABLE

L#	BEARING	DISTANCE
L1	S38°51'18"E	33.41'
L2	N54°55'48"E	71.70'

KIER & WRIGHT
 CIVIL ENGINEERS & SURVEYORS, INC.
 2850 Collier Canyon Road
 Livermore, California 94551
 Phone 925-245-8788
 Fax 925-245-8796

EXHIBIT "B"
PLAT TO ACCOMPANY LEGAL DESCRIPTION

ANTIOCH,

CALIFORNIA

SCALE	1" = 80'
JOB NO.	A11585-5
BY	RH/CH
DATE	JULY 2014
SHEET	1 OF 5

ATTACHMENT "C"

RESOLUTION NO. 2016 **

RESOLUTION OF THE CITY COUNCIL OF THE CITY OF ANTIOCH APPROVING AND AUTHORIZING THE CITY MANAGER TO SIGN DOCUMENTS TO ACCEPT EASEMENT'S FOR A RELOCATED WATER LINE

WHEREAS, the existing Water Line is being relocated to accommodate a new development at the Deer Valley Business Park located on the west side of Country Hills Drive between Lone Tree Way and Deer Valley Road; and

WHEREAS, a portion of the existing water main line easement is being abandoned;

WHEREAS, a new alignment for a portion of the existing water line easement is needed;

NOW, THEREFORE, BE IT RESOLVED that the City Council of the City of Antioch does hereby accept the easement for the realigned Water Line shown in Exhibit "1" and authorizes the City Manager to execute any additional documents necessary to accept the easement by the City of Antioch.

* * * * *

I HEREBY CERTIFY that the foregoing resolution was passed and adopted by the City Council of the City of Antioch at a regular meeting thereof, held on the 12th day of January 2016, by the following vote:

AYES:

NOES:

ABSENT:

ARNE SIMONSEN
CITY CLERK OF THE CITY OF ANTIOCH

EXHIBIT 1

RECORD WITHOUT FEE
PURSUANT TO GOV'T CODE § 6103

RECORDING REQUESTED BY:
City of Antioch, California

WHEN RECORDED MAIL TO:
City of Antioch
Engineering Division—City Hall
P.O. Box 5007
Antioch, CA 94531-5007

Form per Gov't Code § 27361.6

SPACE ABOVE THIS LINE FOR RECORDER'S USE

APN: 055-740-023

WATER LINE EASEMENT

2330 Country Hills, LLC, a California limited liability company ("Grantor"), hereby grants to the CITY OF ANTIOCH, a California municipal corporation, an easement and right-of-way in, on, over, under, along, and across the hereinafter described real property situated in the City of Antioch, County of Contra Costa, State of California, as described on Exhibit "A" and depicted on Exhibit "B", for the purpose of constructing, installing, operating, maintaining, repairing and replacing water distribution system facilities and appurtenances thereto, including a reasonable right of ingress and egress over adjoining lands of Grantor.

Date: November __, 2015

GRANTOR:

2330 Country Hills, LLC,
a California limited liability company

By: 

Bimal J. Pate, M.D., Manager

CZ

A notary public or other officer completing this certificate verifies only the identity of the individual who signed the document to which this certificate is attached, and not the truthfulness, accuracy, or validity of that document.

State of California

County of Contra Costa

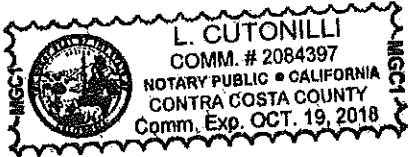
On November 11, 2015 before me, L. Cutonilli, Notary Public,
(here insert name and title of the officer)

personally appeared Bimal J. Patel,
who proved to me on the basis of satisfactory evidence to be the person(s) whose name(s) is/are subscribed to the within instrument and acknowledged to me that he/she/they executed the same in his/her/their authorized capacity(ies), and that by his/her/their signature(s) on the instrument the person(s), or the entity upon behalf of which the person(s) acted, executed the instrument.

I certify under PENALTY OF PERJURY under the laws of the State of California that the foregoing paragraph is true and correct.

WITNESS my hand and official seal.
L. Cutonilli
Signature

(Seal)



CB

EXHIBIT "A"
LEGAL DESCRIPTION
WATERLINE EASEMENT OVER PARCEL 1 (2014-0176938)

ALL THAT CERTAIN REAL PROPERTY SITUATE IN THE CITY OF ANTIOCH, COUNTY OF CONTRA COSTA, STATE OF CALIFORNIA, DESCRIBED AS FOLLOWS:

BEING A PORTION OF PARCEL 1, AS SAID PARCEL IS DESCRIBED IN THAT CERTAIN GRANT DEED, RECORDED OCTOBER 14, 2014 AS DOCUMENT NO. 2014-0176938, OFFICIAL RECORDS OF CONTRA COSTA COUNTY, MORE PARTICULARLY DESCRIBED AS FOLLOWS:

COMMENCING AT THE WESTERLY CORNER OF SAID PARCEL 1;

THENCE ALONG THE SOUTHWEST LINE OF SAID PARCEL, SOUTH 38° 51' 18" EAST, 33.41 FEET TO A POINT ON THE NORTHWEST LINE OF EASEMENT 2 AS SAID EASEMENT IS DESCRIBED IN THAT CERTAIN GRANT OF EASEMENT FOR WATERLINE EASEMENT, RECORDED JUNE 18, 2012 AS DOCUMENT NO. 2012-0142928, OFFICIAL RECORDS;


THENCE ALONG SAID NORTHWEST LINE, NORTH 54° 55' 48" EAST, 61.70 FEET TO THE POINT OF **BEGINNING**;

THENCE LEAVING SAID NORTHWEST LINE, THE FOLLOWING FOUR (4) COURSES:

- 1) NORTH 35° 04' 12" WEST, 15.00 FEET,
- 2) NORTH 54° 55' 48" EAST, 10.00 FEET,
- 3) SOUTH 35° 04' 12" EAST, 15.00 FEET, AND
- 4) SOUTH 54° 55' 48" WEST, 10.00 FEET TO THE POINT OF **BEGINNING**.


CONTAINING 150 SQUARE FEET OF LAND, MORE OR LESS.

KIER & WRIGHT CIVIL ENGINEERS & SURVEYORS, INC.



RICHARD JAMES HICKENBOTTOM, P.L.S. 8654
LICENSE EXPIRATION DATE: 12-31-2015

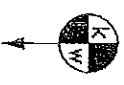
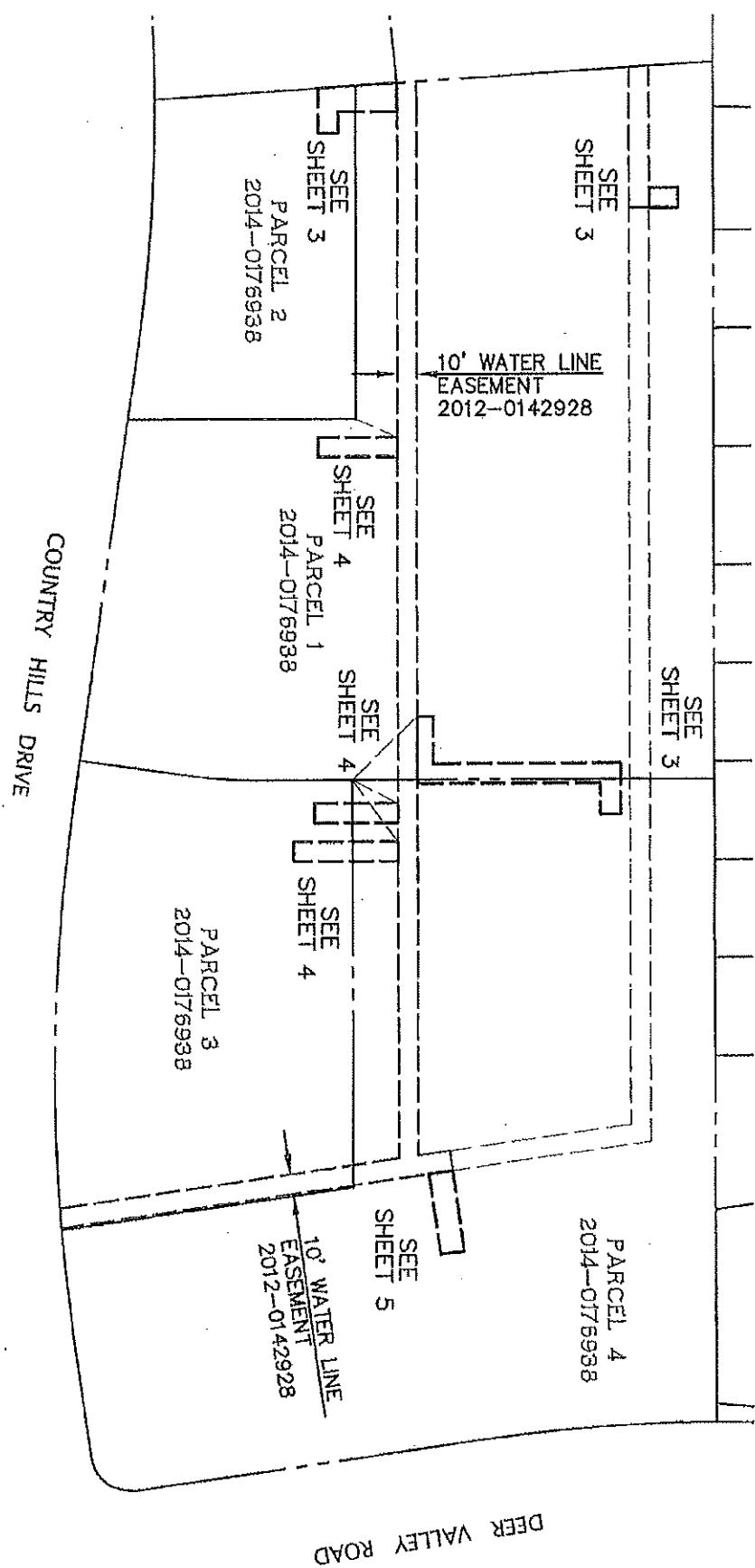
3/5/15
DATE



5



0 40' 80' 160'
Scale 1" = 80 ft



KIER & WRIGHT
 CIVIL ENGINEERS & SURVEYORS, INC.
 2860 Collier Canyon Road
 Livermore, California 94551
 Phone 925-245-8788
 Fax 925-245-8795

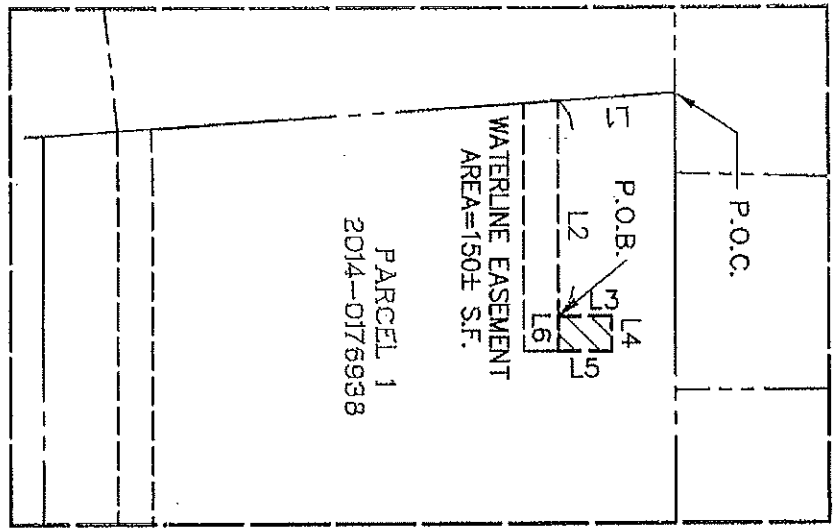
EXHIBIT "B"
PLAT TO ACCOMPANY LEGAL DESCRIPTION

ANTIOCH,

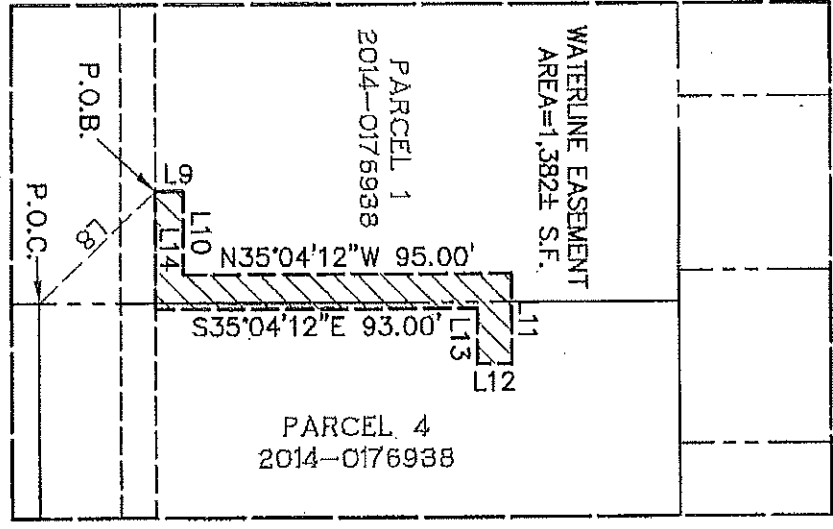
CALIFORNIA

SCALE	1" = 80'
JOB NO.	A11585-5
BY	RJH/CH
DATE	JULY 2014
SHEET	2 OF 5

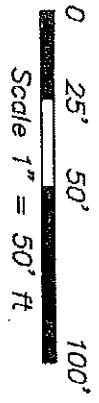
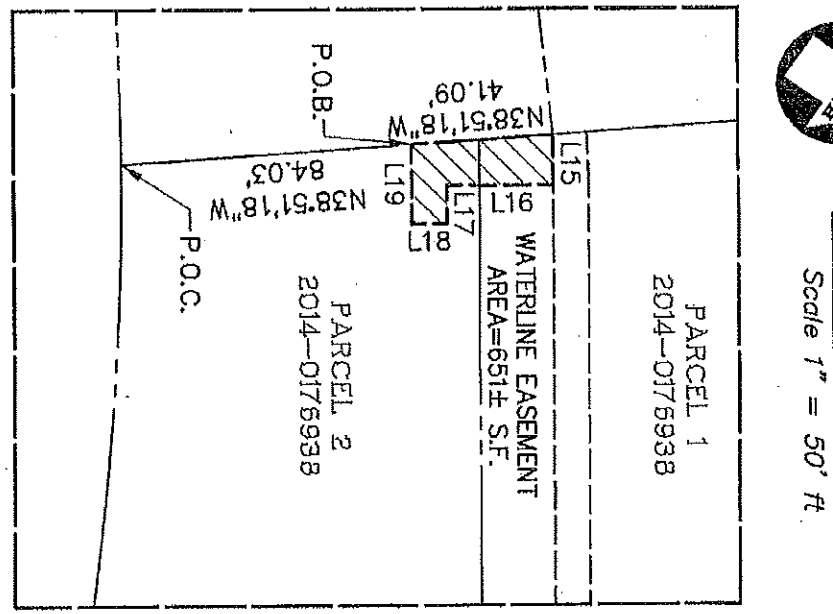
LINE #	BEARING	DISTANCE
L4	S38°51'18"E	33.41'
L1	N54°55'48"E	61.70'
L2	N35°04'12"W	15.00'
L3	N35°04'12"W	10.00'
L4	S35°04'12"E	15.00'
L5	S54°55'48"W	10.00'



LINE #	BEARING	DISTANCE
L7	N35°04'12"W	10.00'
L8	N78°54'47"W	46.45'
L9	N35°04'12"W	8.00'
L10	N54°55'48"E	24.00'
L11	N54°55'48"E	26.00'
L12	S35°04'12"E	10.00'
L13	S54°55'48"W	16.00'
L14	S54°55'48"W	34.00'



LINE #	BEARING	DISTANCE
L15	N54°55'48"E	14.55'
L16	S35°04'12"E	31.00'
L17	N54°55'48"E	11.00'
L18	S35°04'12"E	10.00'
L19	S54°55'48"W	22.84'



KIER & WRIGHT
 CIVIL ENGINEERS & SURVEYORS, INC.
 2850 Collier Canyon Road
 Livermore, California 94551
 Phone 925-245-8738
 Fax 925-245-8756

EXHIBIT "B"
PLAT TO ACCOMPANY LEGAL DESCRIPTION
 ANTIOCH,
 CALIFORNIA

SCALE	1" = 50'
JOB NO.	A11585-5
BY	RJH/CH
DATE	JULY 2014
SHEET	3 OF 5

36

RECORD WITHOUT FEE
PURSUANT TO GOV'T CODE § 6103

RECORDING REQUESTED BY:
City of Antioch, California

WHEN RECORDED MAIL TO:
City of Antioch
Engineering Division—City Hall
P.O. Box 5007
Antioch, CA 94531-5007

Form per Gov't Code § 27361.6

SPACE ABOVE THIS LINE FOR RECORDER'S USE

APN: 055-740-026


WATER LINE EASEMENT

Country Hills Antioch Medical Center, LLC, a California limited liability company ("Grantor"), hereby grants to the CITY OF ANTIOCH, a California municipal corporation, an easement and right-of-way in, on, over, under, along, and across the hereinafter described real property situated in the City of Antioch, County of Contra Costa, State of California, as described on Exhibit "A" and depicted on Exhibit "B", for the purpose of constructing, installing, operating, maintaining, repairing and replacing water distribution system facilities and appurtenances thereto, including a reasonable right of ingress and egress over adjoining lands of Grantor.

Date: November __, 2015

GRANTOR:

Country Hills Antioch Medical Center,
a California limited liability company

By: 
Bimal Patel, M.D., Manager

A notary public or other officer completing this certificate verifies only the identity of the individual who signed the document to which this certificate is attached, and not the truthfulness, accuracy, or validity of that document.

State of California

County of Contra Costa


On November 11, 2015 before me, L. Cutonilli, Notary Public,
(here insert name and title of the officer)

personally appeared Bimal Patel
who proved to me on the basis of satisfactory evidence to be the person(s) whose name(s) is/are subscribed to the within instrument and acknowledged to me that he/she/they executed the same in his/her/their authorized capacity(ies), and that by his/her/their signature(s) on the instrument the person(s), or the entity upon behalf of which the person(s) acted, executed the instrument.

I certify under PENALTY OF PERJURY under the laws of the State of California that the foregoing paragraph is true and correct.

WITNESS my hand and official seal.
[Signature]
Signature

(Seal)



CB

EXHIBIT "A"
LEGAL DESCRIPTION
WATERLINE EASEMENT OVER PARCEL 4 (2014-0176938)

ALL THAT CERTAIN REAL PROPERTY SITUATE IN THE CITY OF ANTIOCH, COUNTY OF CONTRA COSTA, STATE OF CALIFORNIA, DESCRIBED AS FOLLOWS:

BEING A PORTION OF PARCEL 4 AS DESCRIBED IN THAT CERTAIN GRANT DEED RECORDED OCTOBER 14, 2014 AS INSTRUMENT NO. 2014-0176938, OFFICIAL RECORDS OF CONTRA COSTA COUNTY, MORE PARTICULARLY DESCRIBED AS FOLLOWS:

COMMENCING AT THE SOUTHERLY CORNER OF SAID PARCEL 4;

THENCE NORTH 43° 22' 18" WEST, 189.86 FEET TO A POINT ON THE NORTHEAST LINE OF EASEMENT 2 AS SAID EASEMENT IS DESCRIBED IN THAT CERTAIN GRANT OF EASEMENT FOR WATERLINE EASEMENT, RECORDED JUNE 18, 2012 AS DOCUMENT NO. 2012-0142928, OFFICIAL RECORDS, SAID POINT ALSO BEING THE POINT OF **BEGINNING**;

THENCE ALONG SAID NORTHEAST LINE, NORTH 43° 04' 12" WEST, 12.00 FEET;

THENCE LEAVING SAID LINE, THE FOLLOWING THREE (3) COURSES:

- 1) NORTH 46° 55' 48" EAST, 41.00 FEET,
- 2) SOUTH 43° 04' 12" EAST, 12.00 FEET, AND
- 3) SOUTH 46° 55' 48" WEST, 41.00 FEET TO THE POINT OF **BEGINNING**.

CONTAINING 492 SQUARE FEET OF LAND, MORE OR LESS.


KIER & WRIGHT CIVIL ENGINEERS & SURVEYORS, INC.

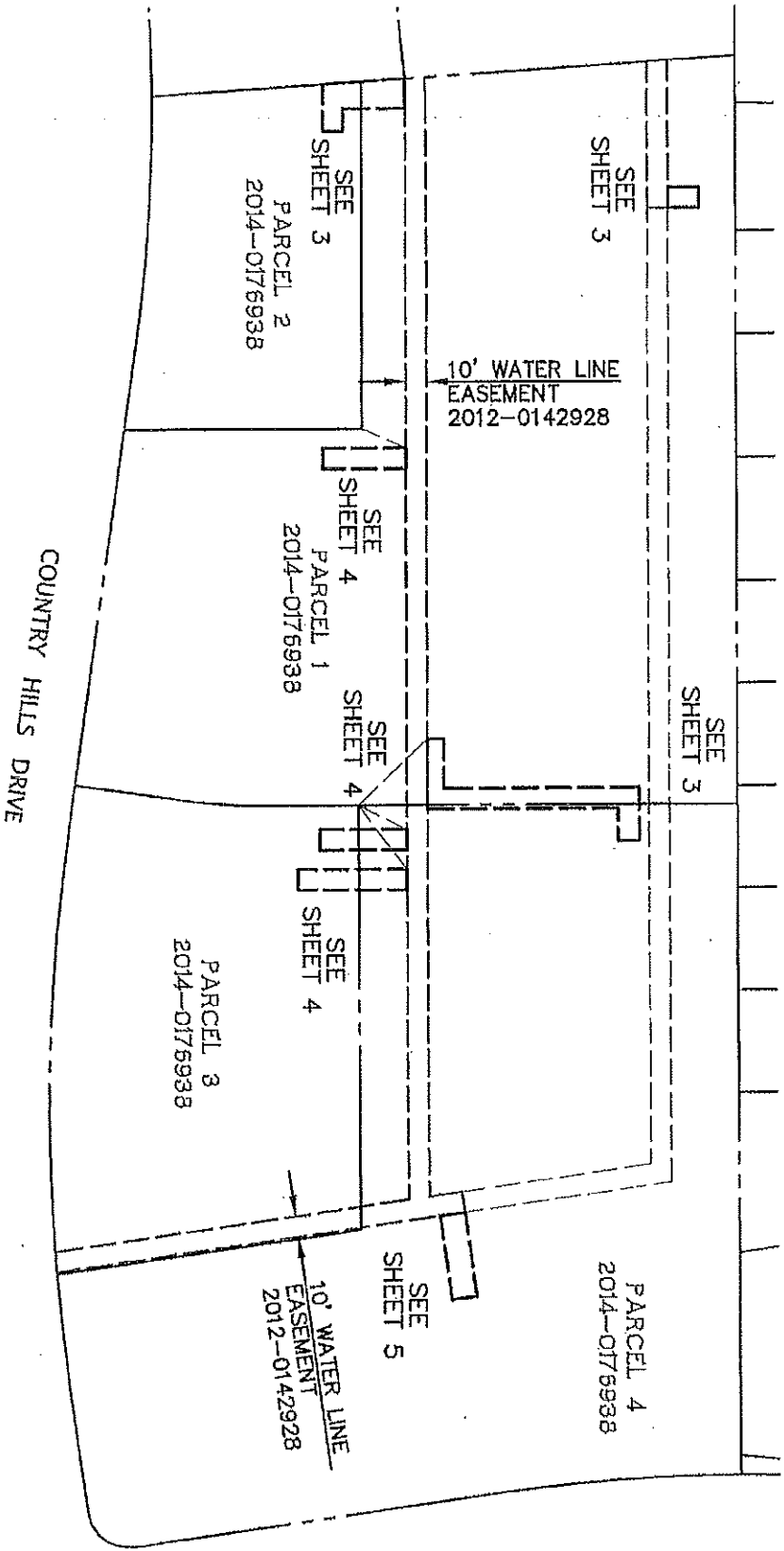



RICHARD JAMES HICKENBOTTOM, P.L.S. 8654
LICENSE EXPIRATION DATE: 12-31-2015

3/5/15

DATE





KIER & WRIGHT
 CIVIL ENGINEERS & SURVEYORS, INC.
 2850 Collier Canyon Road
 Livermore, California 94551
 Phone 925-245-8788
 Fax 925-245-8796

EXHIBIT "B"
PLAT TO ACCOMPANY LEGAL DESCRIPTION

ANTIOCH,

CALIFORNIA

SCALE	1" = 80'
JOB NO.	A11585-5
BY	RH/CH
DATE	JULY 2014
SHEET	2 OF 5

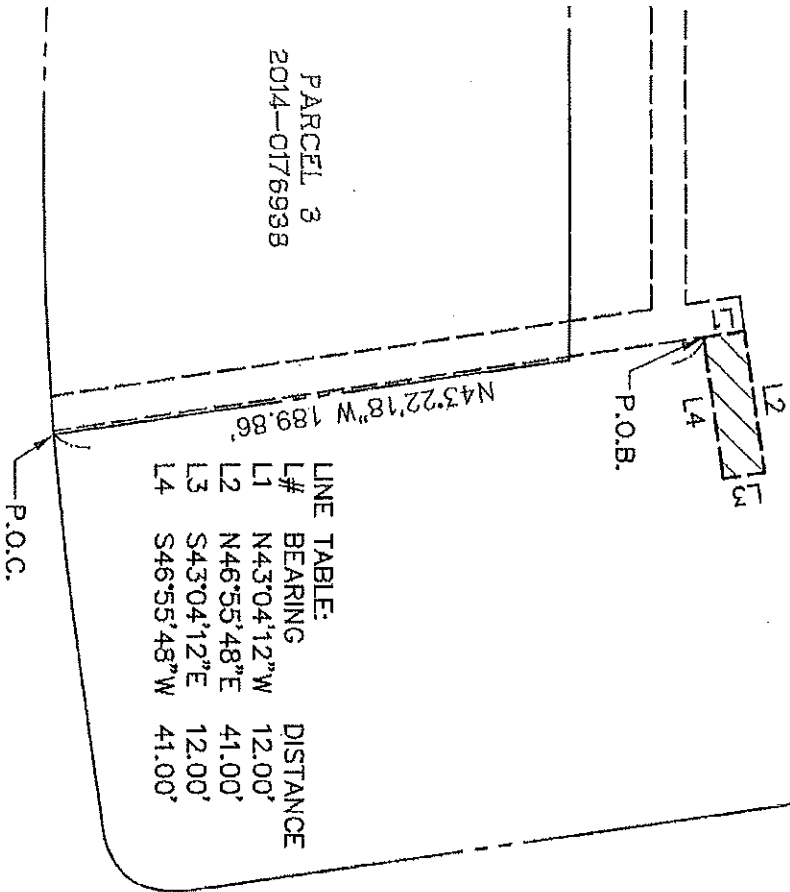


0 25' 50' 100'
Scale 1" = 50' ft

WATERLINE
EASEMENT
AREA=492± S.F.

PARCEL 4
2014-0176938

PARCEL 3
2014-0176938



LINE TABLE:

LINE #	BEARING	DISTANCE
L1	N43°04'12"W	12.00'
L2	N46°55'48"E	41.00'
L3	S43°04'12"E	12.00'
L4	S46°55'48"W	41.00'



KIER & WRIGHT
CIVIL ENGINEERS & SURVEYORS, INC.
2350 Collier Canyon Road
Livermore, California 94551
Phone 925-245-8788
Fax 925-245-8796

EXHIBIT "B"
PLAT TO ACCOMPANY LEGAL DESCRIPTION

ANTIOCH,

CALIFORNIA

SCALE	1" = 50'
JOB NO.	A11585-5
BY	RJH/CH
DATE	JULY 2014
SHEET	5 OF 5

113

RECORD WITHOUT FEE
PURSUANT TO GOV'T CODE § 6103

RECORDING REQUESTED BY:
City of Antioch, California

WHEN RECORDED MAIL TO:
City of Antioch
Engineering Division—City Hall
P.O. Box 5007
Antioch, CA 94531-5007

Form per Gov't Code § 27361.6

SPACE ABOVE THIS LINE FOR RECORDER'S USE

APN: 055-740-023


WATER LINE EASEMENT

2330 Country Hills, LLC, a California limited liability company ("Grantor"), hereby grants to the CITY OF ANTIOCH, a California municipal corporation, an easement and right-of-way in, on, over, under, along, and across the hereinafter described real property situated in the City of Antioch, County of Contra Costa, State of California, as described on Exhibit "A" and depicted on Exhibit "B", for the purpose of constructing, installing, operating, maintaining, repairing and replacing water distribution system facilities and appurtenances thereto, including a reasonable right of ingress and egress over adjoining lands of Grantor.

Date: November __, 2015

GRANTOR:

2330 Country Hills, LLC,
a California limited liability company

By: 
Bimal J. Patel, M.D., Manager

A notary public or other officer completing this certificate verifies only the identity of the individual who signed the document to which this certificate is attached, and not the truthfulness, accuracy, or validity of that document.

State of California

County of Contra Costa


On November 11, 2015 before me, L. Cutonilli, Notary Public,
(here insert name and title of the officer)

personally appeared Bimal J. Patel
who proved to me on the basis of satisfactory evidence to be the person(s) whose name(s) is/are subscribed to the within instrument and acknowledged to me that he/she/they executed the same in his/her/their authorized capacity(ies), and that by his/her/their signature(s) on the instrument the person(s), or the entity upon behalf of which the person(s) acted, executed the instrument.

I certify under PENALTY OF PERJURY under the laws of the State of California that the foregoing paragraph is true and correct.

WITNESS my hand and official seal:
[Signature]
Signature

(Seal)



C13

EXHIBIT "A"
LEGAL DESCRIPTION
WATERLINE EASEMENT OVER PARCEL 1 (2014-0176938)

ALL THAT CERTAIN REAL PROPERTY SITUATE IN THE CITY OF ANTIOCH, COUNTY OF CONTRA COSTA, STATE OF CALIFORNIA, DESCRIBED AS FOLLOWS:

BEING A PORTION OF PARCEL 1, AS SAID PARCEL IS DESCRIBED IN THAT CERTAIN GRANT DEED RECORDED OCTOBER 14, 2014 AS DOCUMENT NO. 2014-0176938, OFFICIAL RECORDS OF CONTRA COSTA COUNTY, MORE PARTICULARLY DESCRIBED AS FOLLOWS:

COMMENCING AT THE NORTHERLY CORNER OF PARCEL 2 AS DESCRIBED IN SAID GRANT DEED (2014-0176938);

THENCE NORTH 11° 51' 07" EAST, 23.39 FEET TO A POINT ON THE SOUTHERLY LINE OF EASEMENT 2 AS DESCRIBED IN THAT CERTAIN DOCUMENT RECORDED JUNE 18, 2012 AS DOCUMENT NO. 2012-0142928, SAID POINT ALSO BEING THE POINT OF **BEGINNING**;


THENCE ALONG SAID SOUTHERLY LINE, NORTH 54° 55' 48" EAST, 10.00 FEET;

THENCE LEAVING SAID SOUTHERLY LINE, THE FOLLOWING THREE (3) COURSES:


- 1) SOUTH 35° 04' 12" EAST, 41.00 FEET;
- 2) SOUTH 54° 55' 48" WEST, 10.00 FEET, AND
- 3) NORTH 35° 04' 12" WEST, 41.00 FEET TO THE POINT OF **BEGINNING**.

CONTAINING 410 SQUARE FEET OF LAND, MORE OR LESS.

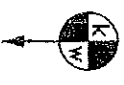
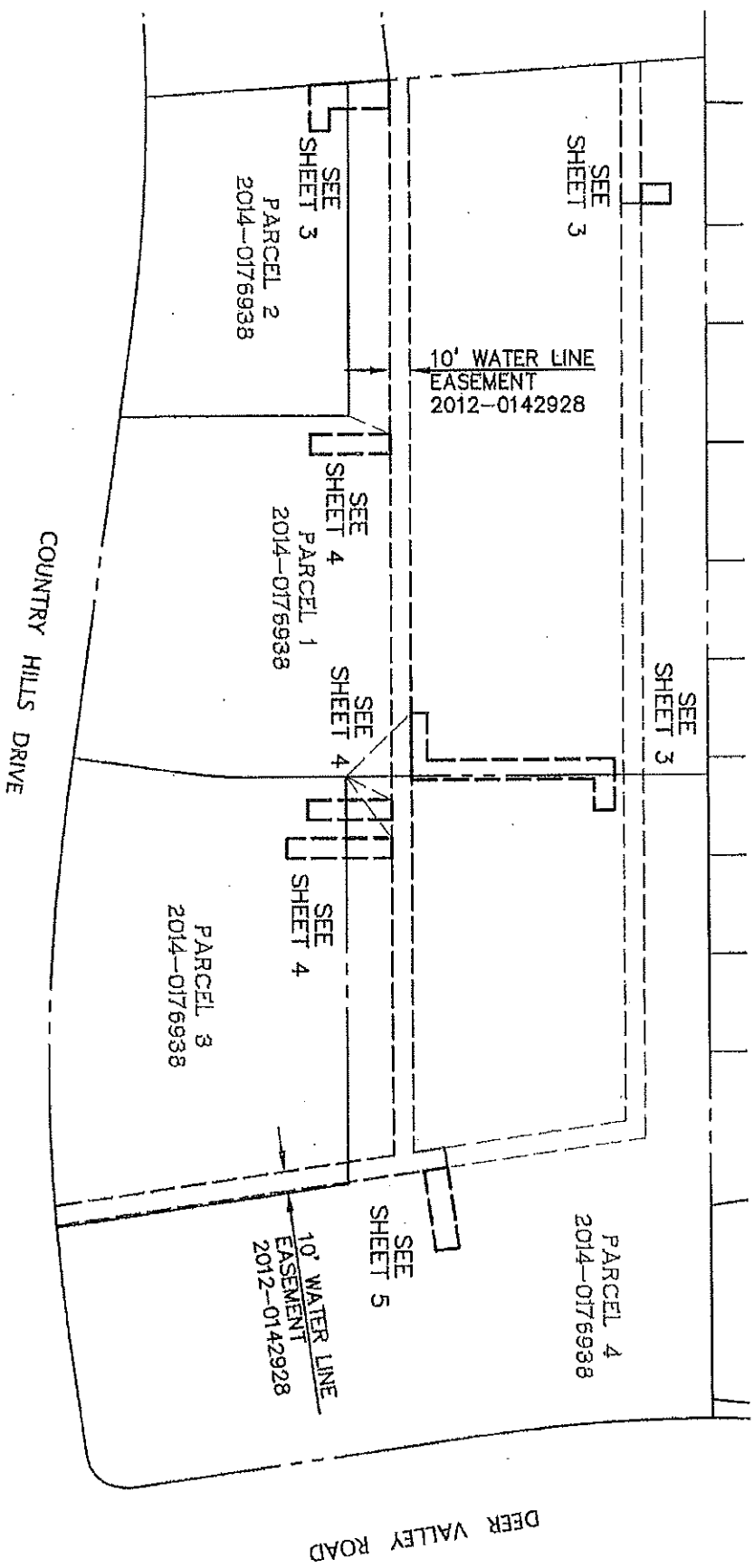
KIER & WRIGHT CIVIL ENGINEERS & SURVEYORS, INC.


RICHARD JAMES HICKENBOTTOM, P.L.S. 8654
LICENSE EXPIRATION DATE: 12-31-2015

3/5/15
DATE



512



KIER & WRIGHT
 CIVIL ENGINEERS & SURVEYORS, INC.
 2850 Collier Canyon Road Phone 925-245-8788
 Livermore, California 94551 Fax 925-245-8796

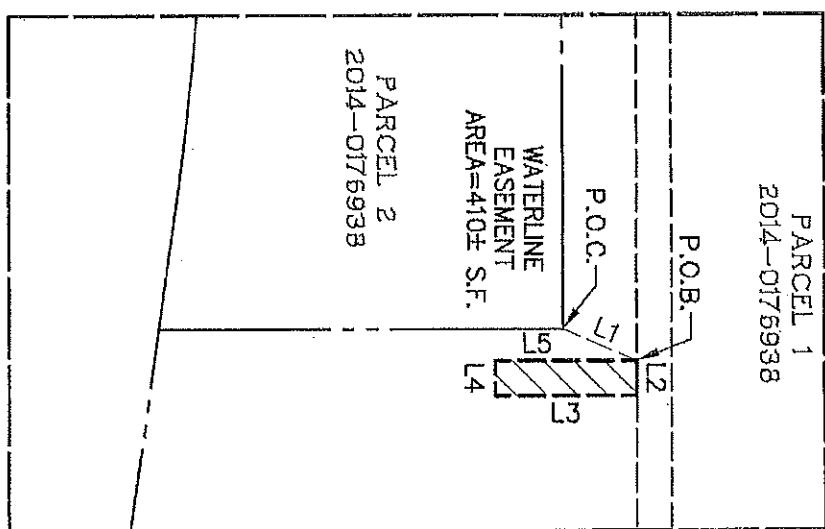
EXHIBIT "B"
PLAT TO ACCOMPANY LEGAL DESCRIPTION

ANTIOCH,

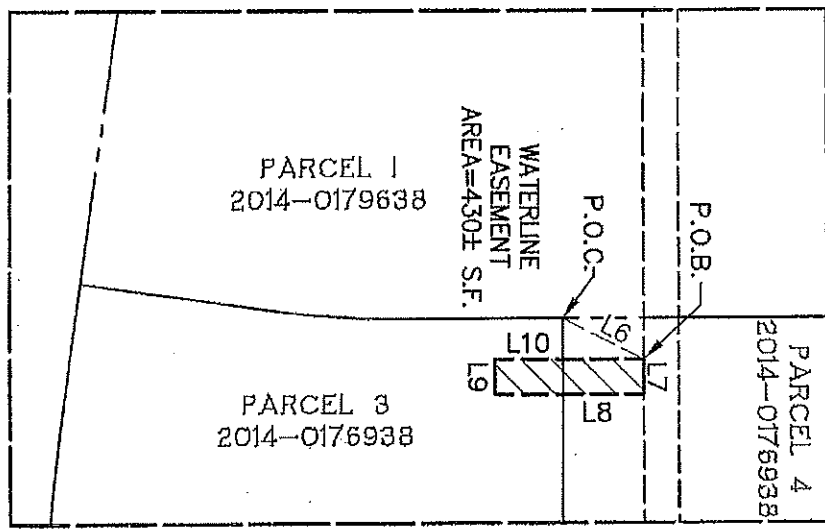
CALIFORNIA

SCALE	1" = 80'
JOB NO.	A11585-5
BY	RH/CH
DATE	JULY 2014
SHEET	2 OF 5

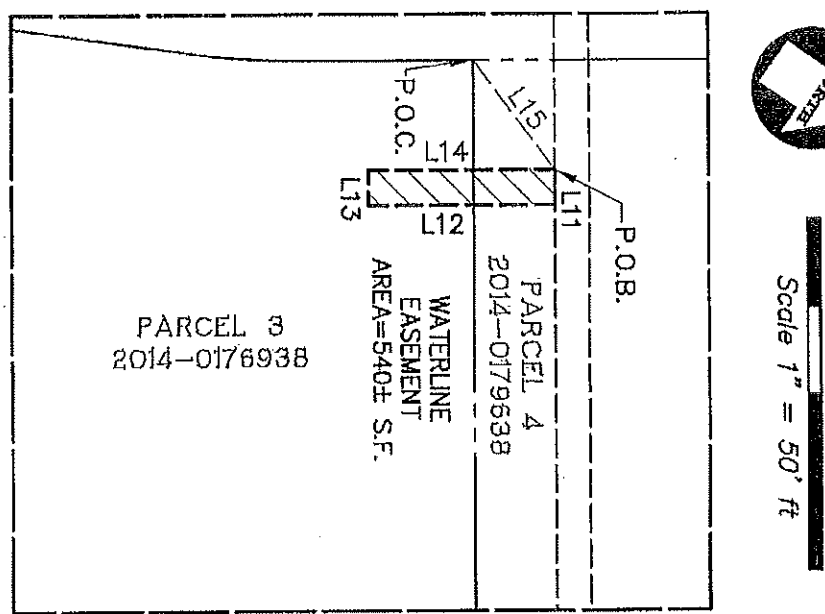
LINE #	BEARING	DISTANCE
L1	N11°51'07"E	23.39'
L2	N54°55'48"E	10.00'
L3	S35°04'12"E	41.00'
L4	S54°55'48"W	10.00'
L5	N35°04'12"W	41.00'



LINE #	BEARING	DISTANCE
L6	N08°19'07"W	26.32'
L7	N54°55'48"E	10.00'
L8	S35°04'12"E	43.00'
L9	S54°55'48"W	10.00'
L10	N35°04'12"W	43.00'



LINE #	BEARING	DISTANCE
L11	N54°55'48"E	10.00'
L12	S35°04'12"E	54.00'
L13	S54°55'48"W	10.00'
L14	N35°04'12"W	54.00'
L15	N18°04'16"E	39.18'



KIER & WRIGHT
 CIVIL ENGINEERS & SURVEYORS, INC.
 2880 Coffer Canyon Road
 Livermore, California 94551
 Phone 925-245-8788
 Fax 925-245-8795

EXHIBIT "B"
PLAT TO ACCOMPANY LEGAL DESCRIPTION

ANTIOCH,

CALIFORNIA

SCALE	1" = 50'
JOB NO.	A11585-5
BY	RH/CH
DATE	JULY 2014
SHEET	4 OF 5

216

RECORD WITHOUT FEE
PURSUANT TO GOV'T CODE § 6103

RECORDING REQUESTED BY:
City of Antioch, California

WHEN RECORDED MAIL TO:
City of Antioch
Engineering Division—City Hall
P.O. Box 5007
Antioch, CA 94531-5007

Form per Gov't Code § 27361.6

SPACE ABOVE THIS LINE FOR RECORDER'S USE

APN: 055-740-025, 055-740-026


WATER LINE EASEMENT

2310 Country Hills, LLC, a California limited liability company and Country Hills Antioch Medical Center, LLC, a California limited liability company (each, individually, a "Grantor" and collectively, "Grantors"), hereby grant to the CITY OF ANTIOCH, a California municipal corporation, an easement and right-of-way in, on, over, under, along, and across the hereinafter described real property situated in the City of Antioch, County of Contra Costa, State of California, as described on Exhibit "A" and depicted on Exhibit "B", for the purpose of constructing, installing, operating, maintaining, repairing and replacing water distribution system facilities and appurtenances thereto, including a reasonable right of ingress and egress over adjoining lands of Grantor.


Date: November ____, 2015

GRANTORS:

2310 Country Hills, LLC,
a California limited liability company

By: 
Bimal J. Patel, M.D., Manager

Country Hills Antioch Medical Center,
a California limited liability company

By: 
Bimal Patel, M.D., Manager

A notary public or other officer completing this certificate verifies only the identity of the individual who signed the document to which this certificate is attached, and not the truthfulness, accuracy, or validity of that document.

State of California

County of Contra Costa


On November 11, 2015 before me, L. Cutonilli, Notary Public,
(here insert name and title of the officer)

personally appeared Bimal J. Patel
who proved to me on the basis of satisfactory evidence to be the person(s) whose name(s) is/are subscribed to the within instrument and acknowledged to me that he/she/they executed the same in his/her/their authorized capacity(ies), and that by his/her/their signature(s) on the instrument the person(s), or the entity upon behalf of which the person(s) acted, executed the instrument.

I certify under PENALTY OF PERJURY under the laws of the State of California that the foregoing paragraph is true and correct.

WITNESS my hand and official seal.
[Signature]
Signature

(Seal)



C18

EXHIBIT "A"
LEGAL DESCRIPTION
WATERLINE EASEMENT OVER PARCELS 3 & 4 (2014-0176938)

ALL THAT CERTAIN REAL PROPERTY SITUATE IN THE CITY OF ANTIOCH, COUNTY OF CONTRA COSTA, STATE OF CALIFORNIA, DESCRIBED AS FOLLOWS:

BEING A PORTION OF PARCELS 3 & 4, AS SAID PARCELS ARE DESCRIBED IN THAT CERTAIN GRANT DEED RECORDED OCTOBER 14, 2014 AS DOCUMENT NO. 2014-0176938, OFFICIAL RECORDS OF CONTRA COSTA COUNTY, MORE PARTICULARLY DESCRIBED AS FOLLOWS:

COMMENCING AT THE SOUTHERLY CORNER OF SAID PARCEL 4;

THENCE NORTH 08° 19' 07" WEST, 26.32 FEET TO A POINT ON THE SOUTHERLY LINE OF EASEMENT 2 AS DESCRIBED IN THAT CERTAIN DOCUMENT RECORDED JUNE 18, 2012 AS DOCUMENT NO. 2012-0142928, SAID POINT ALSO BEING THE POINT OF BEGINNING;

THENCE ALONG SAID SOUTHERLY LINE, NORTH 54° 55' 48" EAST, 10.00 FEET;


THENCE LEAVING SAID SOUTHERLY LINE, SOUTH 35° 04' 12" EAST, 43.00 FEET;

THENCE SOUTH 54° 55' 48" WEST, 10.00 FEET;

THENCE NORTH 35° 04' 12" WEST, 43.00 FEET TO THE POINT OF BEGINNING.


CONTAINING 430 SQUARE FEET OF LAND, MORE OR LESS.

KIER & WRIGHT CIVIL ENGINEERS & SURVEYORS, INC.

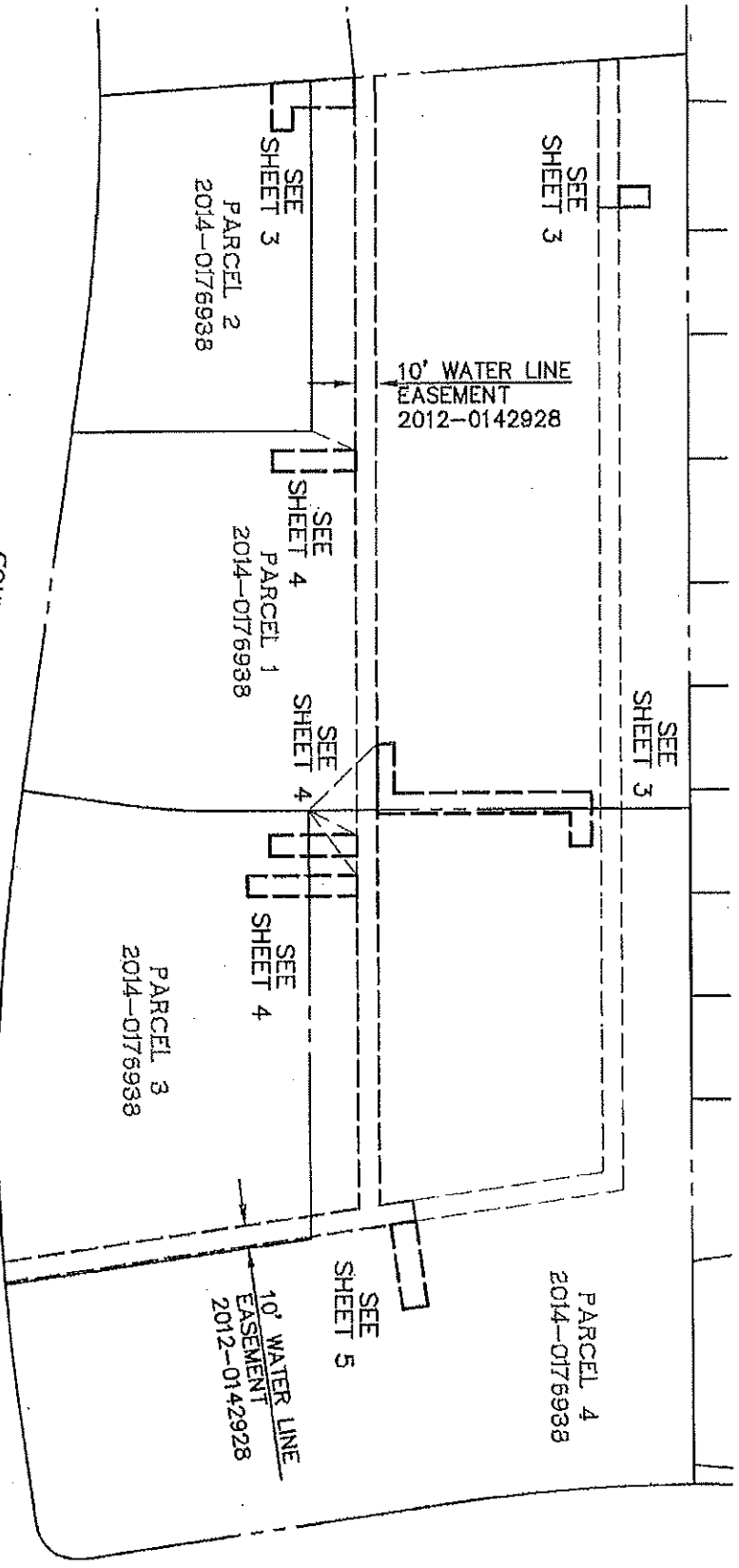



RICHARD JAMES HICKENBOTTOM, P.L.S. 8654
LICENSE EXPIRATION DATE: 12-31-2015

3/5/15
DATE



020



KIER & WRIGHT
CIVIL ENGINEERS & SURVEYORS, INC.
2850 Collier Canyon Road
Livermore, California 94551
Phone 925-245-8788
Fax 925-245-8795

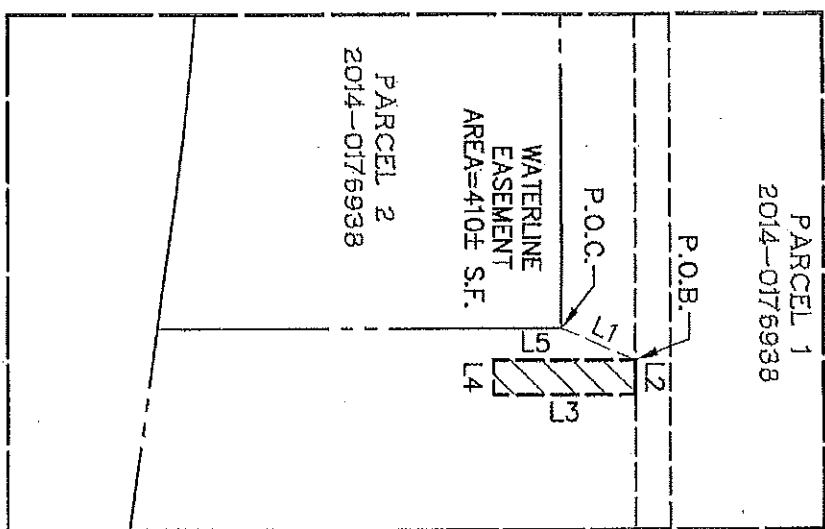
EXHIBIT "B"
PLAT TO ACCOMPANY LEGAL DESCRIPTION

ANTIOCH,

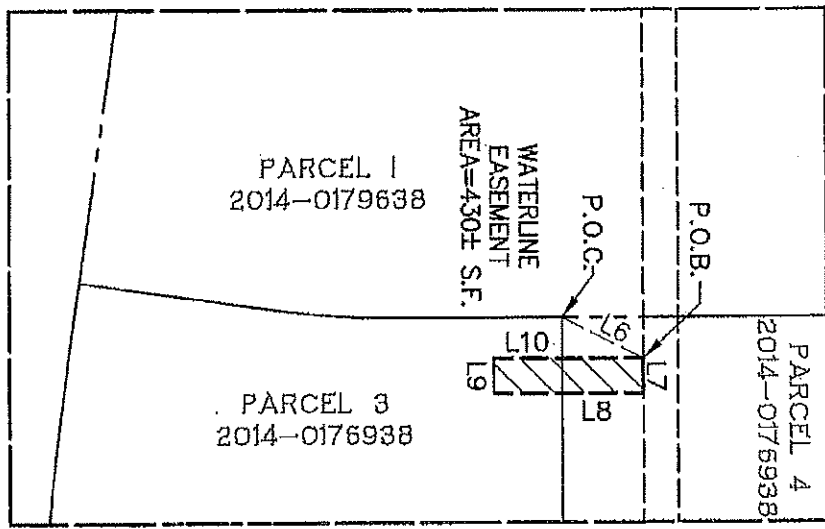
CALIFORNIA

SCALE	1" = 80'
JOB NO.	A11585-5
BY	RH/CH
DATE	JULY 2014
SHEET	2 OF 5

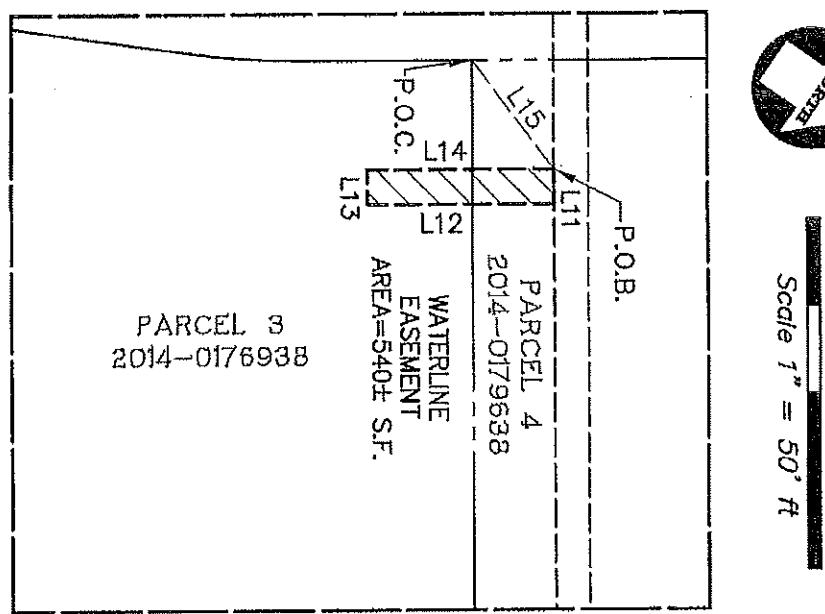
LINE #	BEARING	DISTANCE
L1	N11°51'07"E	23.39'
L2	N54°55'48"E	10.00'
L3	S35°04'12"E	41.00'
L4	S54°55'48"W	10.00'
L5	N35°04'12"W	41.00'



LINE #	BEARING	DISTANCE
L6	N08°19'07"W	26.32'
L7	N54°55'48"E	10.00'
L8	S35°04'12"E	43.00'
L9	S54°55'48"W	10.00'
L10	N35°04'12"W	43.00'



LINE #	BEARING	DISTANCE
L11	N54°55'48"E	10.00'
L12	S35°04'12"E	54.00'
L13	S54°55'48"W	10.00'
L14	N35°04'12"W	54.00'
L15	N18°04'16"E	39.18'



KIER & WRIGHT
 CIVIL ENGINEERS & SURVEYORS, INC.
 2850 Collier Canyon Road
 Livermore, California 94551
 Phone 925-245-8788
 Fax 925-245-8796

EXHIBIT "B"
PLAT TO ACCOMPANY LEGAL DESCRIPTION

ANTIOCH,

CALIFORNIA

SCALE	1" = 50'
JOB NO.	A11585-5
BY	RH/CH
DATE	JULY 2014
SHEET	4 OF 5

121

RECORD WITHOUT FEE
PURSUANT TO GOV'T CODE § 6103

RECORDING REQUESTED BY:
City of Antioch, California

WHEN RECORDED MAIL TO:
City of Antioch
Engineering Division-City Hall
P.O. Box 5007
Antioch, CA 94531-5007

Form per Gov't Code § 27361.6

SPACE ABOVE THIS LINE FOR RECORDER'S USE

APN: 055-740-023, 055-740-024


WATER LINE EASEMENT

2330 Country Hills, LLC, a California limited liability company ("Grantor"), hereby grants to the CITY OF ANTIOCH, a California municipal corporation, an easement and right-of-way in, on, over, under, along, and across the hereinafter described real property situated in the City of Antioch, County of Contra Costa, State of California, as described on Exhibit "A" and depicted on Exhibit "B", for the purpose of constructing, installing, operating, maintaining, repairing and replacing water distribution system facilities and appurtenances thereto, including a reasonable right of ingress and egress over adjoining lands of Grantor.

Date: November __, 2015

GRANTOR:

2330 Country Hills, LLC,
a California limited liability company

By: 
Bimal J. Patel, M.D., Manager

A notary public or other officer completing this certificate verifies only the identity of the individual who signed the document to which this certificate is attached, and not the truthfulness, accuracy, or validity of that document.

State of California
County of Contra Costa

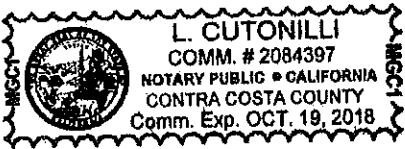
On November 11, 2015 before me, L. Cutonilli, Notary Public,
(here insert name and title of the officer)

personally appeared Bimal J. Patel
who proved to me on the basis of satisfactory evidence to be the person(s) whose name(s) is/are subscribed to the within instrument and acknowledged to me that he/she/they executed the same in his/her/their authorized capacity(ies), and that by his/her/their signature(s) on the instrument the person(s), or the entity upon behalf of which the person(s) acted, executed the instrument.

I certify under PENALTY OF PERJURY under the laws of the State of California that the foregoing paragraph is true and correct.

WITNESS my hand and official seal.
[Signature]
Signature

(Seal)



C23

EXHIBIT "A"
LEGAL DESCRIPTION
WATERLINE EASEMENT OVER PARCELS 1 & 2 (2014-0176938)

ALL THAT CERTAIN REAL PROPERTY SITUATE IN THE CITY OF ANTIOCH, COUNTY OF CONTRA COSTA, STATE OF CALIFORNIA, DESCRIBED AS FOLLOWS:

BEING A PORTION OF PARCELS 1 & 2, AS SAID PARCELS ARE DESCRIBED IN THAT CERTAIN GRANT DEED RECORDED OCTOBER 14, 2014 AS DOCUMENT NO. 2014-0176938, OFFICIAL RECORDS OF CONTRA COSTA COUNTY, MORE PARTICULARLY DESCRIBED AS FOLLOWS:

COMMENCING AT THE SOUTHERLY CORNER OF SAID PARCEL 2;

THENCE ALONG THE SOUTHWEST LINE OF SAID PARCEL 2, NORTH 38° 51' 18" WEST, 84.03 FEET TO THE POINT OF **BEGINNING**;

THENCE CONTINUING ALONG SAID SOUTHWEST LINE AND THE SOUTHWEST LINE OF SAID PARCEL 1, NORTH 38° 51' 18" WEST, 41.09 FEET;

THENCE LEAVING SAID LINE, THE FOLLOWING FIVE (5) COURSES:


- 1) NORTH 54° 55' 48" EAST, 14.55 FEET,
- 2) SOUTH 35° 04' 12" EAST, 31.00 FEET,
- 3) NORTH 54° 55' 48" EAST, 11.00 FEET,
- 4) SOUTH 35° 04' 12" EAST, 10.00 FEET, AND
- 5) SOUTH 54° 55' 48" WEST, 22.84 FEET TO THE POINT OF **BEGINNING**.

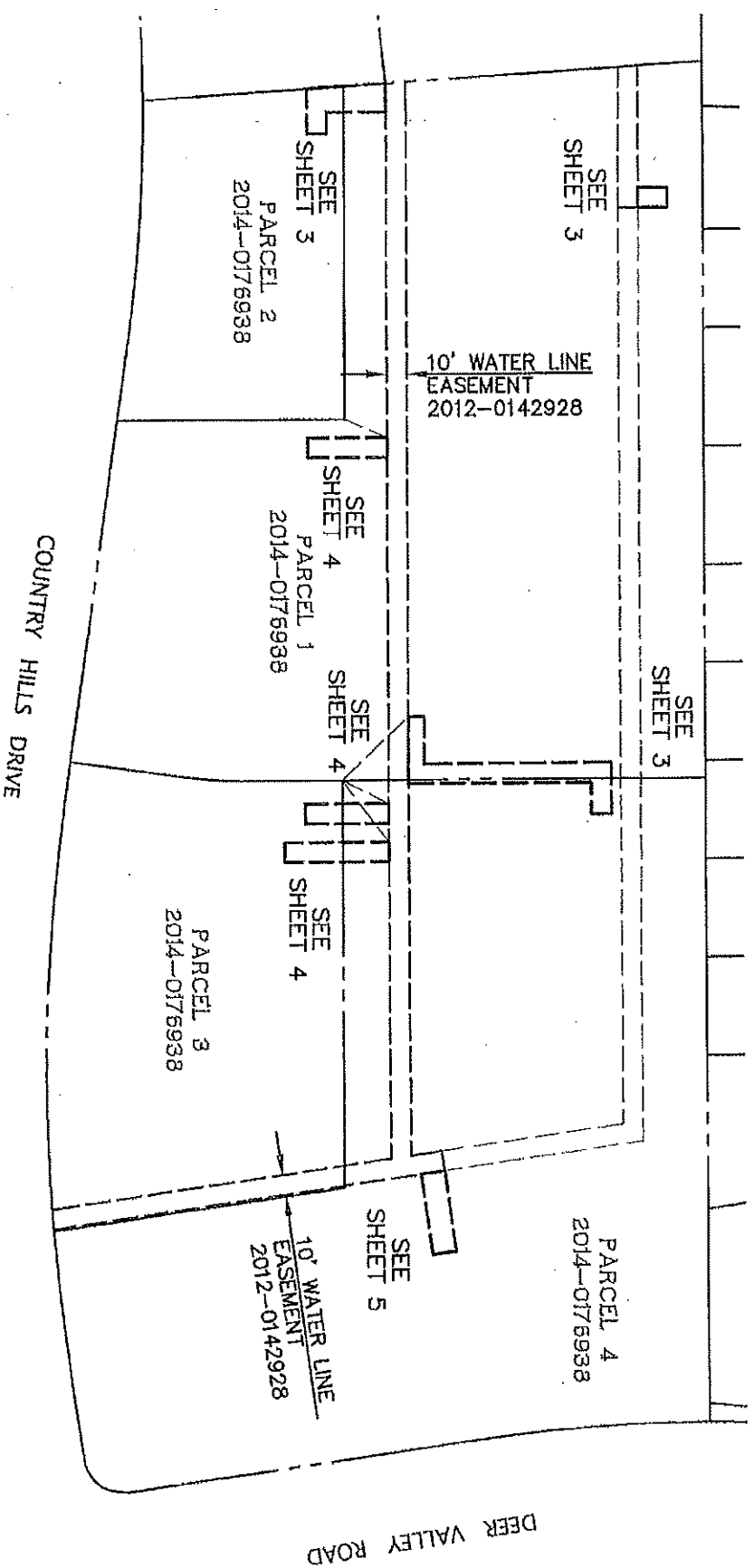

CONTAINING 651 SQUARE FEET OF LAND, MORE OR LESS.

KIER & WRIGHT CIVIL ENGINEERS & SURVEYORS, INC.


RICHARD JAMES HICKENBOTTOM, P.L.S. 8654
LICENSE EXPIRATION DATE: 12-31-2015

3/5/15
DATE






 **KIER & WRIGHT**
 CIVIL ENGINEERS & SURVEYORS, INC.
 2850 Collier Canyon Road
 Livermore, California 94551
 Phone 925-245-8788
 Fax 925-245-8795

EXHIBIT "B"
PLAT TO ACCOMPANY LEGAL DESCRIPTION

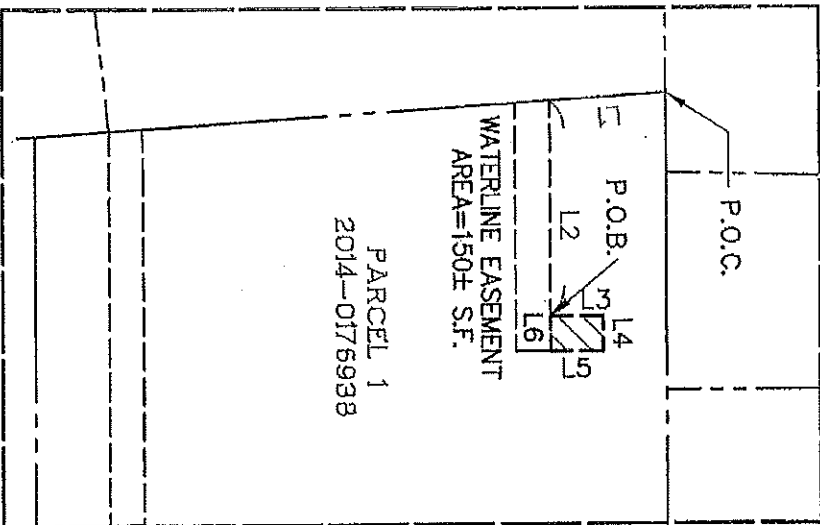
ANTIOCH,

CALIFORNIA

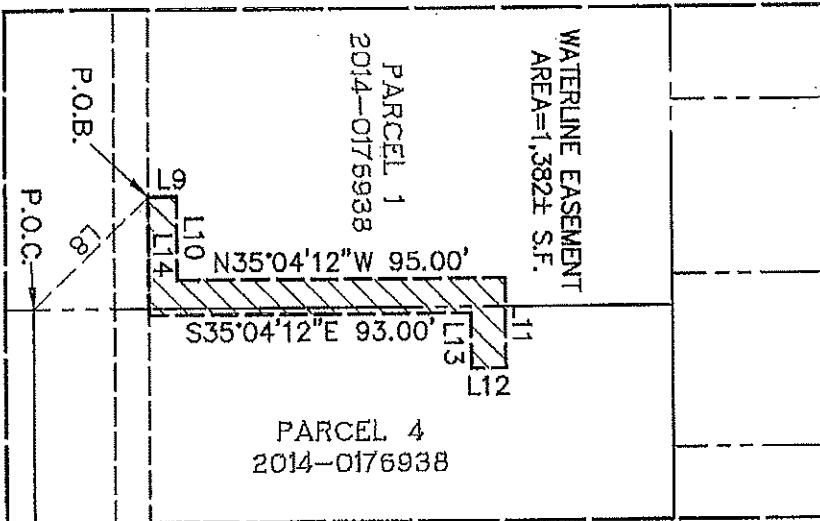
SCALE	1" = 80'
JOB NO.	A11585-5
BY	RH/CH
DATE	JULY 2014
SHEET	2 OF 5

225

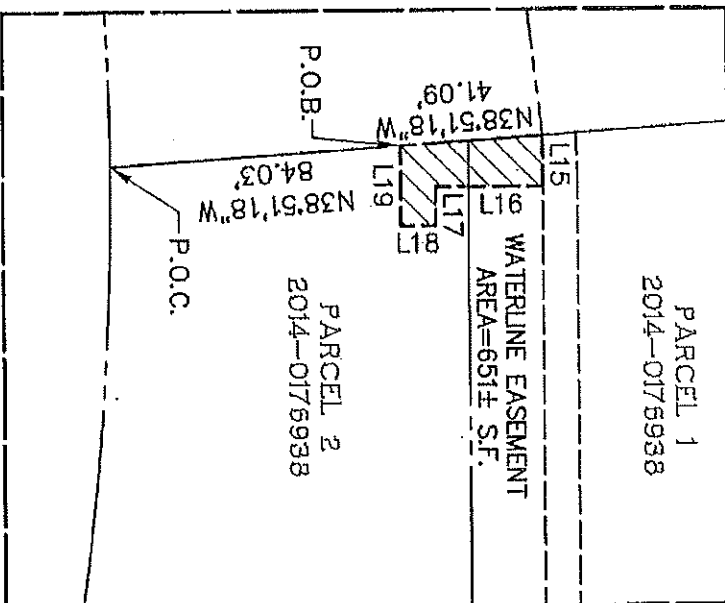
LINE #	BEARING	DISTANCE
L1	S38°51'18"E	33.41'
L2	N54°55'48"E	61.70'
L3	N35°04'12"W	15.00'
L4	N54°55'48"E	10.00'
L5	S35°04'12"E	15.00'
L6	S54°55'48"W	10.00'



LINE #	BEARING	DISTANCE
L7	N35°04'12"W	10.00'
L8	N78°54'47"W	46.45'
L9	N35°04'12"W	8.00'
L10	N54°55'48"E	24.00'
L11	N54°55'48"E	26.00'
L12	S35°04'12"E	10.00'
L13	S54°55'48"W	16.00'
L14	S54°55'48"W	34.00'



LINE #	BEARING	DISTANCE
L15	N54°55'48"E	14.55'
L16	S35°04'12"E	31.00'
L17	N54°55'48"E	11.00'
L18	S35°04'12"E	10.00'
L19	S54°55'48"W	22.84'



0 25' 50' 100'
Scale 1" = 50' #



KIER & WRIGHT
CIVIL ENGINEERS & SURVEYORS, INC.
2650 Collier Canyon Road
Livermore, California 94551
Phone 925-245-8788
Fax 925-245-8756

EXHIBIT "B"
PLAT TO ACCOMPANY LEGAL DESCRIPTION

ANTIOCH,

CALIFORNIA

SCALE	1" = 50'
JOB NO.	A11585-5
BY	RH/CH
DATE	JULY 2014
SHEET	3 OF 5

C26

RECORD WITHOUT FEE
PURSUANT TO GOV'T CODE § 6103

RECORDING REQUESTED BY:
City of Antioch, California

WHEN RECORDED MAIL TO:
City of Antioch
Engineering Division-City Hall
P.O. Box 5007
Antioch, CA 94531-5007

Form per Gov't Code § 27361.6

SPACE ABOVE THIS LINE FOR RECORDER'S USE

APN: 055-740-023, 055-740-026


WATER LINE EASEMENT

2330 Country Hills, LLC, a California limited liability company and Country Hills Antioch Medical Center, LLC, a California limited liability company (each, individually, a "Grantor" and collectively, "Grantors"), hereby grant to the CITY OF ANTIOCH, a California municipal corporation, an easement and right-of-way in, on, over, under, along, and across the hereinafter described real property situated in the City of Antioch, County of Contra Costa, State of California, as described on Exhibit "A" and depicted on Exhibit "B", for the purpose of constructing, installing, operating, maintaining, repairing and replacing water distribution system facilities and appurtenances thereto, including a reasonable right of ingress and egress over adjoining lands of Grantor.


Date: November ____, 2015

GRANTORS:

2330 Country Hills, LLC,
a California limited liability company

By: 
Bimal J. Patel, M.D., Manager

Country Hills Antioch Medical Center,
a California limited liability company

By: 
Bimal Patel, M.D., Manager

C27

A notary public or other officer completing this certificate verifies only the identity of the individual who signed the document to which this certificate is attached, and not the truthfulness, accuracy, or validity of that document.

State of California

County of Contra Costa


On November 11, 2015 before me, L. Cutonilli, Notary Public,
(here insert name and title of the officer)

personally appeared Bimal J. Patel,
who proved to me on the basis of satisfactory evidence to be the person(s) whose name(s) is/are subscribed to the within instrument and acknowledged to me that he/she/they executed the same in his/her/their authorized capacity(ies), and that by his/her/their signature(s) on the instrument the person(s), or the entity upon behalf of which the person(s) acted, executed the instrument.

I certify under PENALTY OF PERJURY under the laws of the State of California that the foregoing paragraph is true and correct.

WITNESS my hand and official seal.
L. Cutonilli
Signature

(Seal)



C28

EXHIBIT "A"
LEGAL DESCRIPTION
WATERLINE EASEMENT OVER PARCELS 1 & 4 (2014-0176938)

ALL THAT CERTAIN REAL PROPERTY SITUATE IN THE CITY OF ANTIOCH, COUNTY OF CONTRA COSTA, STATE OF CALIFORNIA, DESCRIBED AS FOLLOWS:

BEING A PORTION OF PARCELS 1 & 4, AS SAID PARCELS ARE DESCRIBED IN THAT CERTAIN GRANT DEED RECORDED OCTOBER 14, 2014 AS DOCUMENT NO. 2014-0176938, OFFICIAL RECORDS OF CONTRA COSTA COUNTY, MORE PARTICULARLY DESCRIBED AS FOLLOWS:

COMMENCING AT THE SOUTHERLY CORNER OF SAID PARCEL 4;

THENCE NORTH 78° 54' 47" WEST, 46.45 FEET TO A POINT ON THE NORTHWEST LINE OF EASEMENT 1 AS SAID EASEMENT IS DESCRIBED IN THAT CERTAIN GRANT OF EASEMENT FOR WATERLINE EASEMENT, RECORDED JUNE 18, 2012 AS DOCUMENT NO. 2012-0142928, OFFICIAL RECORDS, SAID POINT ALSO BEING THE POINT OF **BEGINNING**;


THENCE LEAVING SAID NORTHWEST LINE, THE FOLLOWING SEVEN (7) COURSES:

- 1) NORTH 35° 04' 12" WEST, 8.00 FEET,
- 2) NORTH 54° 55' 48" EAST, 24.00 FEET,
- 3) NORTH 35° 04' 12" WEST, 95.00 FEET,
- 4) NORTH 54° 55' 48" EAST, 26.00 FEET,
- 5) SOUTH 35° 04' 12" EAST, 10.00 FEET,
- 6) SOUTH 54° 55' 48" WEST, 16.00 FEET, AND
- 7) SOUTH 35° 04' 12" EAST, 93.00 FEET TO A POINT ON SAID NORTHWEST LINE;


THENCE ALONG SAID NORTHWEST LINE, SOUTH 54° 55' 48" WEST, 34.00 FEET TO THE POINT OF **BEGINNING**.

CONTAINING 1,382 SQUARE FEET OF LAND, MORE OR LESS.

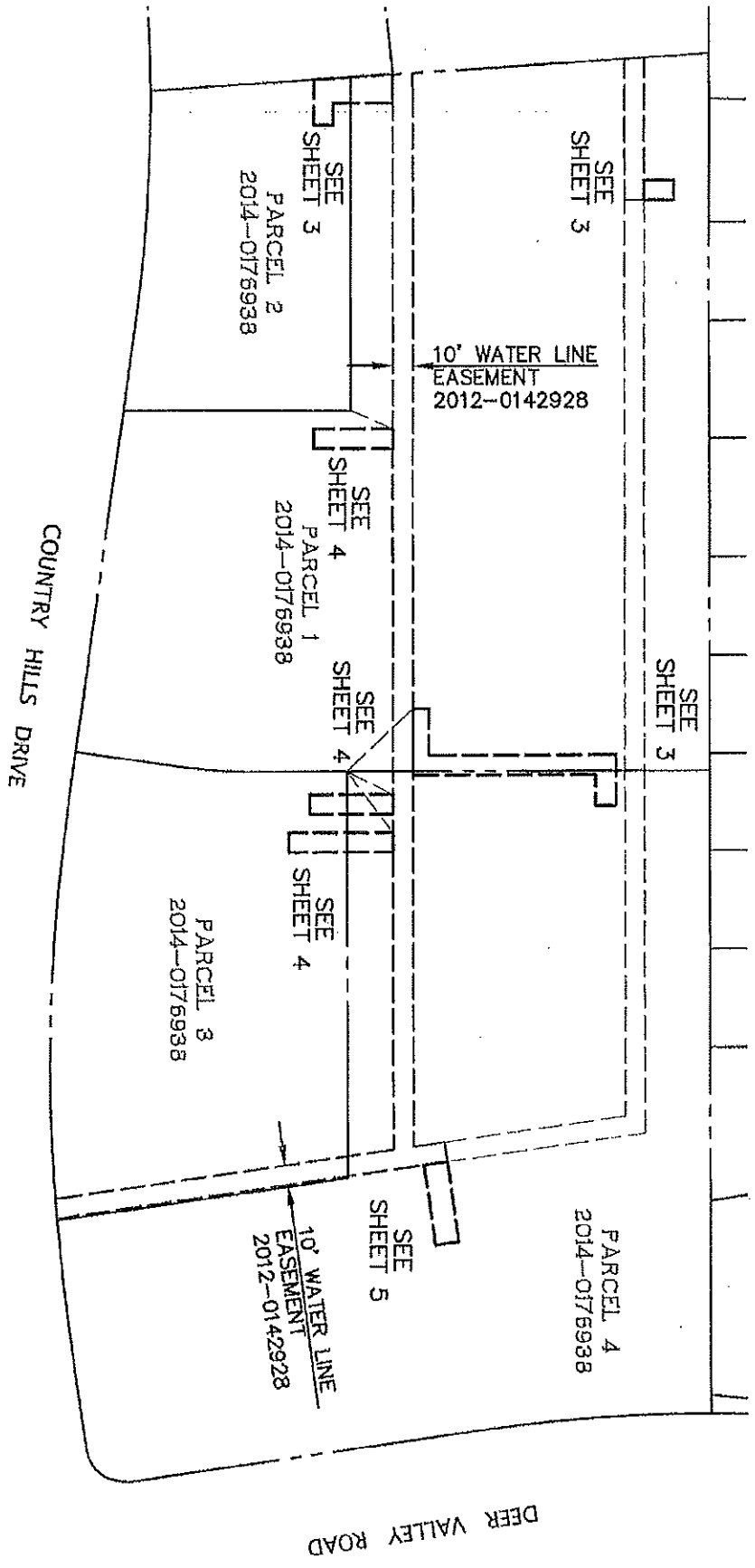
KIER & WRIGHT CIVIL ENGINEERS & SURVEYORS, INC.


RICHARD JAMES HICKENBOTTOM, P.L.S. 8654
LICENSE EXPIRATION DATE: 12-31-2015

3/5/15
DATE



030



KIER & WRIGHT
 CIVIL ENGINEERS & SURVEYORS, INC.
 2850 Collier Canyon Road Phone 925-245-8788
 Livermore, California 94551 Fax 925-245-8795

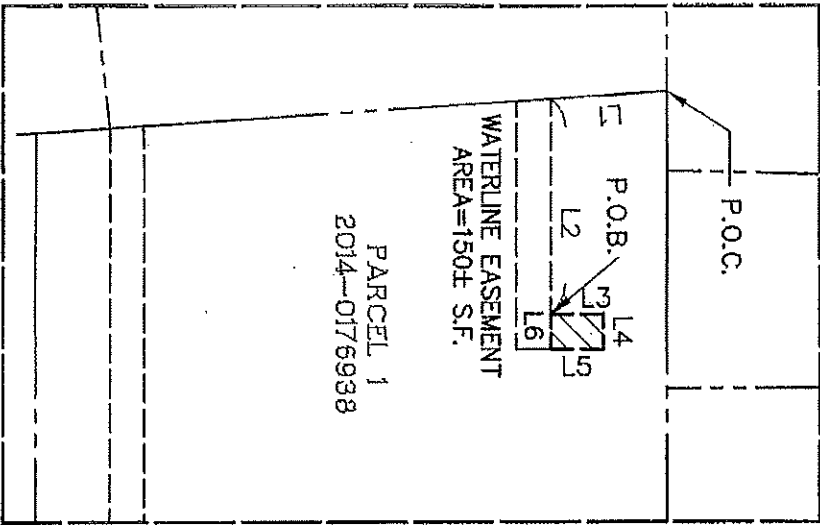
EXHIBIT "B"
PLAT TO ACCOMPANY LEGAL DESCRIPTION

ANTIOCH,

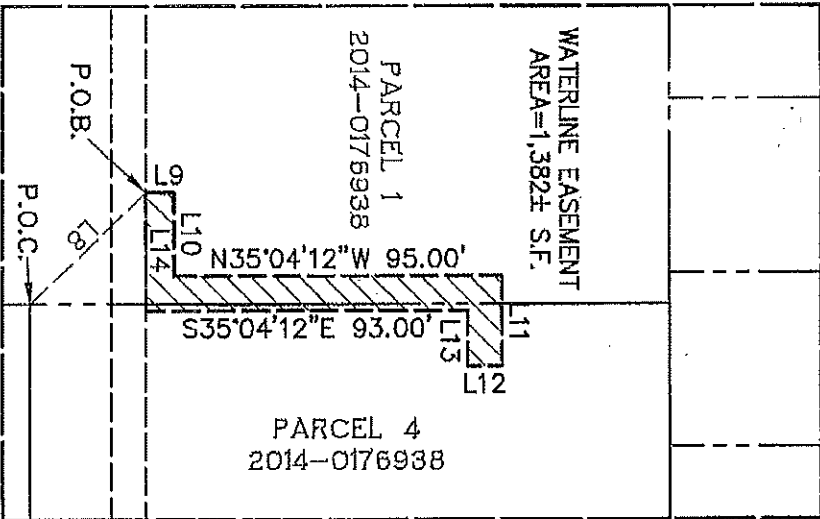
CALIFORNIA

SCALE	1" = 80'
JOB NO.	A11585-5
BY	RJH/CH
DATE	JULY 2014
SHEET	2 OF 5

LINE #	BEARING	DISTANCE
L1	S38°51'18"E	33.41'
L2	N54°55'48"E	61.70'
L3	N35°04'12"W	15.00'
L4	N54°55'48"E	10.00'
L5	S35°04'12"E	15.00'
L6	S54°55'48"W	10.00'



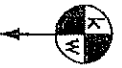
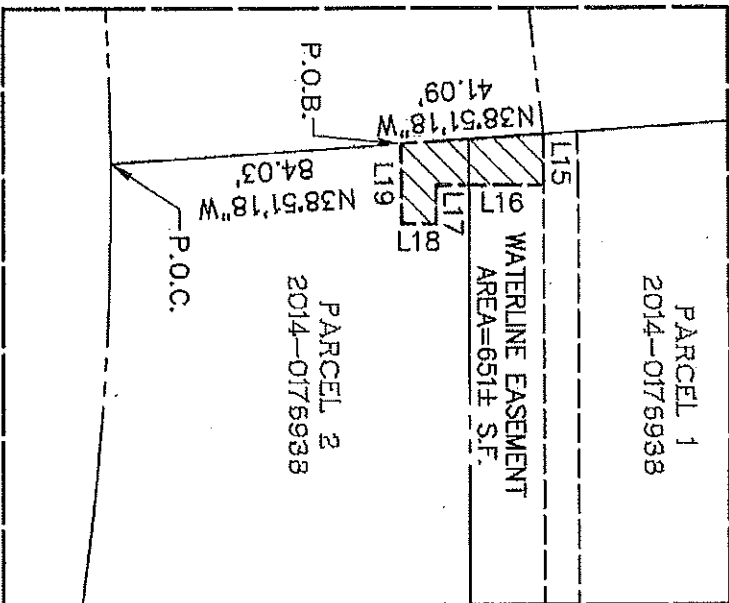
LINE #	BEARING	DISTANCE
L7	N35°04'12"W	10.00'
L8	N78°54'47"W	46.45'
L9	N35°04'12"W	8.00'
L10	N54°55'48"E	24.00'
L11	N54°55'48"E	26.00'
L12	S35°04'12"E	10.00'
L13	S54°55'48"W	16.00'
L14	S54°55'48"W	34.00'



LINE #	BEARING	DISTANCE
L15	N54°55'48"E	14.55'
L16	S35°04'12"E	31.00'
L17	N54°55'48"E	11.00'
L18	S35°04'12"E	10.00'
L19	S54°55'48"W	22.84'



0 25' 50' 100'
Scale 1" = 50' #



KIER & WRIGHT
CIVIL ENGINEERS & SURVEYORS, INC.
2850 Collier Canyon Road
Livermore, California 94551
Phone 925-245-8788
Fax 925-245-8796

EXHIBIT "B"
PLAT TO ACCOMPANY LEGAL DESCRIPTION

ANTIOCH,

CALIFORNIA

SCALE	1" = 50'
JOB NO.	A11585-5
BY	RJH/GH
DATE	JULY 2014
SHEET	3 OF 5

31

RECORD WITHOUT FEE
PURSUANT TO GOV'T CODE § 6103

RECORDING REQUESTED BY:
City of Antioch, California

WHEN RECORDED MAIL TO:
City of Antioch
Engineering Division-City Hall
P.O. Box 5007
Antioch, CA 94531-5007
Form per Gov't Code § 27361.6

SPACE ABOVE THIS LINE FOR RECORDER'S USE

APN: 055-740-025, 055-740-026


WATER LINE EASEMENT

2310 Country Hills, LLC, a California limited liability company and Country Hills Antioch Medical Center, LLC, a California limited liability company (each, individually, a "Grantor" and collectively, "Grantors"), hereby grant to the CITY OF ANTIOCH, a California municipal corporation, an easement and right-of-way in, on, over, under, along, and across the hereinafter described real property situated in the City of Antioch, County of Contra Costa, State of California, as described on Exhibit "A" and depicted on Exhibit "B", for the purpose of constructing, installing, operating, maintaining, repairing and replacing water distribution system facilities and appurtenances thereto, including a reasonable right of ingress and egress over adjoining lands of Grantor.

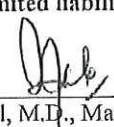
Date: November __, 2015

GRANTORS:

2310 Country Hills, LLC,
a California limited liability company

By: 
Bimal J. Patel, M.D., Manager

Country Hills Antioch Medical Center,
a California limited liability company

By: 
Bimal Patel, M.D., Manager

C32

A notary public or other officer completing this certificate verifies only the identity of the individual who signed the document to which this certificate is attached, and not the truthfulness, accuracy, or validity of that document.

State of California

County of Contra Costa

On November 11, 2015 before me, L. Cutonilli, Notary Public,
(here insert name and title of the officer)

personally appeared Bimal J. Patel
who proved to me on the basis of satisfactory evidence to be the person(s) whose name(s) is/are subscribed to the within instrument and acknowledged to me that he/she/they executed the same in his/her/their authorized capacity(ies), and that by his/her/their signature(s) on the instrument the person(s), or the entity upon behalf of which the person(s) acted, executed the instrument.

I certify under PENALTY OF PERJURY under the laws of the State of California that the foregoing paragraph is true and correct.

WITNESS my hand and official seal.
[Signature]
Signature

(Seal)



033

EXHIBIT "A"
LEGAL DESCRIPTION
WATERLINE EASEMENT OVER PARCELS 3 & 4 (2014-0176938)

ALL THAT CERTAIN REAL PROPERTY SITUATE IN THE CITY OF ANTIOCH, COUNTY OF CONTRA COSTA, STATE OF CALIFORNIA, DESCRIBED AS FOLLOWS:

BEING A PORTION OF PARCELS 3 & 4, AS SAID PARCEL ARE DESCRIBED IN THAT CERTAIN GRANT DEED RECORDED OCTOBER 14, 2014 AS DOCUMENT NO. 2014-0176938, OFFICIAL RECORDS OF CONTRA COSTA COUNTY, MORE PARTICULARLY DESCRIBED AS FOLLOWS:

COMMENCING AT THE SOUTHERLY CORNER OF SAID PARCEL 4;

THENCE NORTH 18° 04' 16" EAST, 39.18 FEET TO A POINT ON THE SOUTHERLY LINE OF EASEMENT 2 AS DESCRIBED IN THAT CERTAIN DOCUMENT RECORDED JUNE 18, 2012 AS DOCUMENT NO. 2012-0142928, SAID POINT ALSO BEING THE POINT OF **BEGINNING**;

THENCE ALONG SAID SOUTHERLY LINE, NORTH 54° 55' 48" EAST, 10.00 FEET;

THENCE LEAVING SAID SOUTHERLY LINE, SOUTH 35° 04' 12" EAST, 54.00 FEET;

THENCE SOUTH 54° 55' 48" WEST, 10.00 FEET;

THENCE NORTH 35° 04' 12" WEST, 54.00 FEET TO THE POINT OF **BEGINNING**.

CONTAINING 540 SQUARE FEET OF LAND, MORE OR LESS.


KIER & WRIGHT CIVIL ENGINEERS & SURVEYORS, INC.

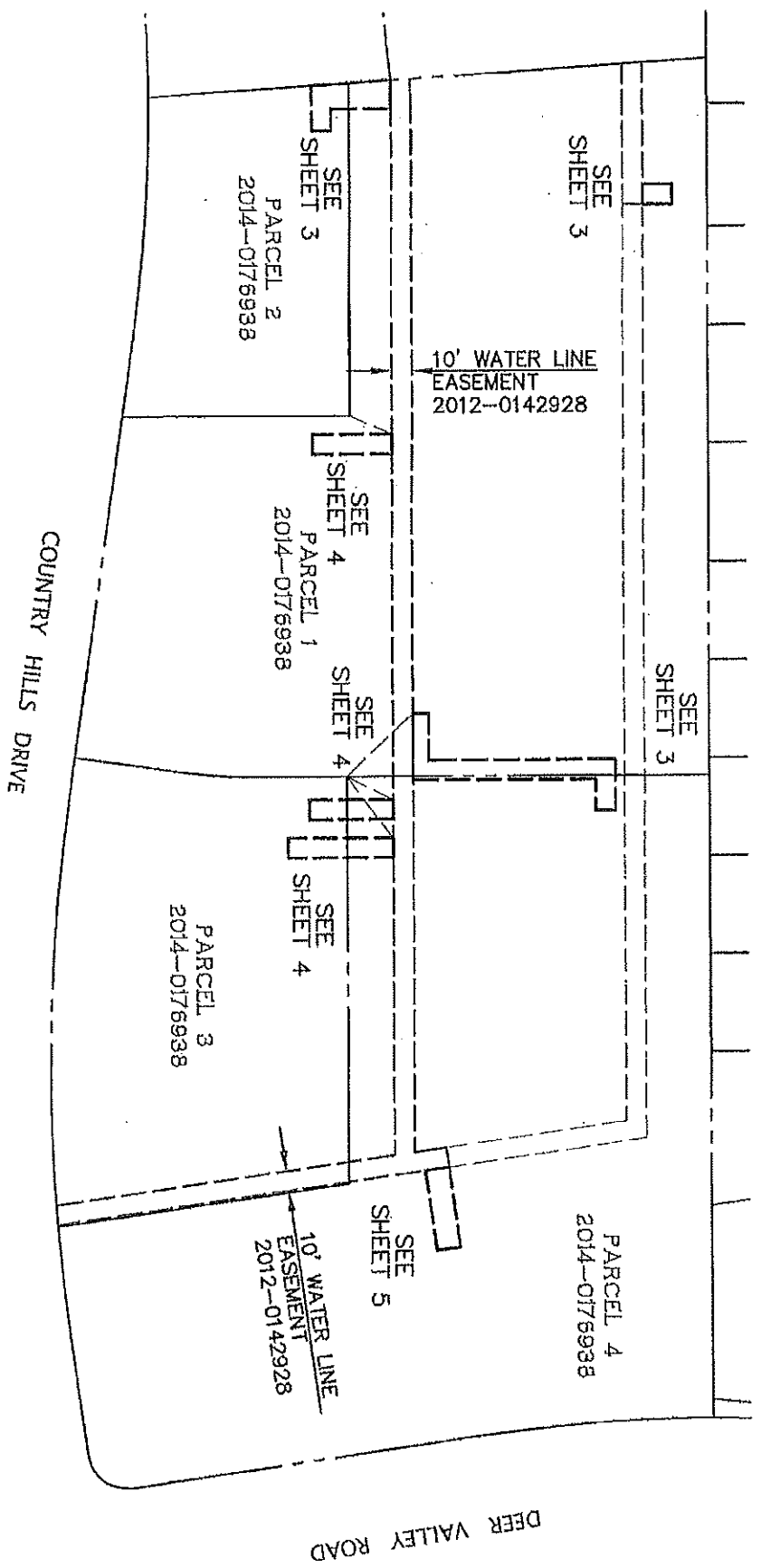
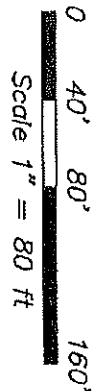


RICHARD JAMES HICKENBOTTOM, P.L.S. 8654
LICENSE EXPIRATION DATE: 12-31-2015

3/5/15

DATE





KIER & WRIGHT
 CIVIL ENGINEERS & SURVEYORS, INC.
 2850 Collier Canyon Road
 Livermore, California 94551
 Phone 925-245-8788
 Fax 925-245-8796

EXHIBIT "B"
PLAT TO ACCOMPANY LEGAL DESCRIPTION

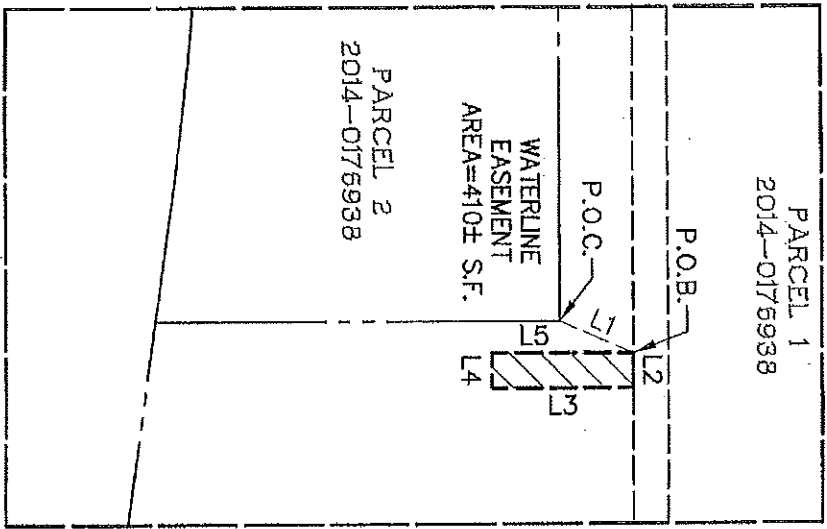
ANTIOCH,

CALIFORNIA

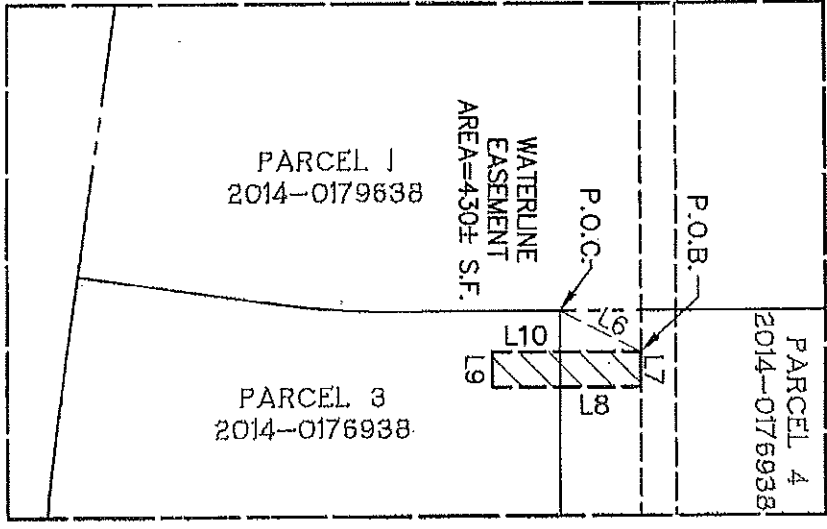
SCALE	1" = 80'
JOB NO.	A11585-5
BY	RJH/CH
DATE	JULY 2014
SHEET	2 OF 5

C35

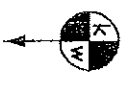
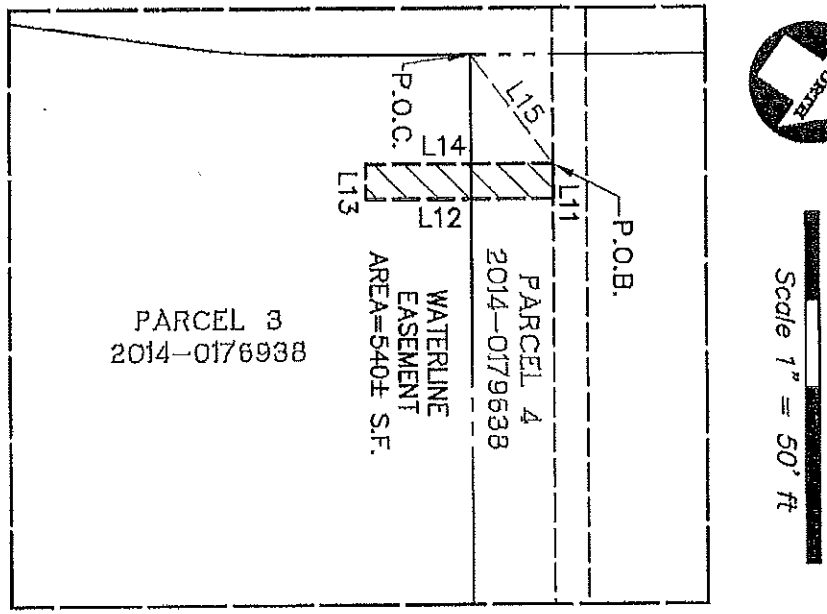
LINE #	BEARING	DISTANCE
L#	N11°51'07"E	23.39'
L1	N54°55'48"E	10.00'
L2	S35°04'12"E	41.00'
L3	S54°55'48"W	10.00'
L4	N35°04'12"W	41.00'



LINE #	BEARING	DISTANCE
L#	N08°19'07"W	26.32'
L6	N54°55'48"E	10.00'
L7	S35°04'12"E	43.00'
L8	S54°55'48"W	10.00'
L9	N35°04'12"W	43.00'
L10	N35°04'12"W	43.00'



LINE #	BEARING	DISTANCE
L#	N54°55'48"E	10.00'
L11	S35°04'12"E	54.00'
L12	S54°55'48"W	10.00'
L13	N35°04'12"W	54.00'
L14	N18°04'16"E	39.18'
L15	N18°04'16"E	39.18'



KIER & WRIGHT
 CIVIL ENGINEERS & SURVEYORS, INC.
 2850 Collier Canyon Road
 Livermore, California 94551
 Phone 925-245-8788
 Fax 925-245-8796

EXHIBIT "B"
PLAT TO ACCOMPANY LEGAL DESCRIPTION

ANTIOCH,

CALIFORNIA

SCALE	1" = 50'
JOB NO.	A11585-5
BY	RH/CH
DATE	JULY 2014
SHEET	4 OF 5

C36



STAFF REPORT TO THE CITY COUNCIL

DATE: Regular Meeting of January 12, 2016

TO: Honorable Mayor and Members of the City Council

SUBMITTED BY: Ahmed Abu-Aly, Associate Engineer, Capital Improvements Division

APPROVED BY: Ron Bernal, Public Works Director/City Engineer *RUB*

SUBJECT: Resolution of Local Support and Authorizing the Filing of a Grant Application to MTC Requesting an Allocation of the Transportation Development Act (TDA) Article 3 Pedestrian/Bicycle Project Funds for New Handicap Ramps and Bicycle Improvements at Various Locations (P.W. 409-5)

RECOMMENDED ACTION

It is recommended that the City Council adopt the attached Resolution of Local Support and Authorize the Filing of a Grant Application to MTC Requesting an Allocation of the Transportation Development Act (TDA) Article 3 Pedestrian/Bicycle Project Funds in the amount of \$130,000 for new handicap ramps and sidewalks at: "A" Street from Beede Way to Wilbur Avenue; Cavallo Road at East 13th Street; "G" Street at Marsh Middle School; Putnam Street from Contra Loma Drive to Mission Drive and Carpinteria Drive from Graphite Court to Garrow Bridge.

STRATEGIC PURPOSE

This program will support Strategy K-4 by pursuing grant funding to improve infrastructure and Strategy K-5 by reducing City liability from third party claims by increasing and enhancing ADA accessibility and reducing trip hazards.

FISCAL IMPACT

The project cost estimate is \$240,000. The City is requesting an allocation of \$130,000 through TDA funding for this project and the remaining \$110,000 will be funded through Measure "J" funds.

DISCUSSION

Staff is recommending the City submit an application requesting an allocation of the Transportation Development Act (TDA) Article 3 Pedestrian/Bicycle Project Funds to install new handicap ramps and sidewalk improvements at: "A" Street from Beede Way to Wilbur Avenue; Cavallo Road at East 13th Street; "G" Street at Marsh Middle School, Putnam Street from Contra Loma Drive to Mission Drive and Carpinteria Drive from Graphite Court to Garrow Bridge.

The new handicap ramps and sidewalks will improve pedestrian access and facilitate handicap accessibility to nearby schools and business areas. The Metropolitan

Transportation Commission (MTC) requested that the project sponsor submit a council resolution supporting and approving the application for federal funding for this project.

On January 21, 2016, staff will review the project application with the Parks and Recreation Commission, which is designated as the City Bicycle and Pedestrian Advisory Committee.

ATTACHMENTS

- A: MTC Resolution
- B: TDA Application Form

ATTACHMENT "A"

RESOLUTION NO. 2016/**

**RESOLUTION OF THE CITY COUNCIL OF THE CITY OF ANTIOCH
REQUEST TO THE METROPOLITAN TRANSPORTATION COMMISSION FOR THE
ALLOCATION OF FISCAL YEAR 16/17 TRANSPORTATION DEVELOPMENT ACT
ARTICLE 3 PEDESTRIAN/BICYCLE PROJECT FUNDING
P.W. 409-5**

WHEREAS, Article 3 of the Transportation Development Act (TDA), Public Utilities Code (PUC) Section 99200 etseq., authorizes the submission of claims to a regional transportation planning agency for the funding of projects exclusively for the benefit and/or use of pedestrians and bicyclists; and

WHEREAS, the Metropolitan Transportation Commission (MTC), as the regional transportation planning agency for the San Francisco Bay region, has adopted MTC Resolution No. 4108, entitled "Transportation Development Act, Article 3, Pedestrian and Bicycle Projects," which delineates procedures and criteria for submission of requests for the allocation of "TDA Article 3" funding; and

WHEREAS, MTC Resolution No. 4108 requires that requests for the allocation of TDA Article 3 funding be submitted as part of a single, countywide coordinated claim from each county in the San Francisco Bay region; and

WHEREAS, the City of Antioch desires to submit a request to MTC for the allocation of TDA Article 3 funds to support the projects described in Attachment B to this resolution, which are for the exclusive benefit and/or use of pedestrians and/or bicyclists; **NOW, THEREFORE, BE IT:**

RESOLVED, that the City of Antioch declares it is eligible to request an allocation of TDA Article 3 funds pursuant to Section 99234 of the Public Utilities Code, and furthermore, be it

RESOLVED, that there is no pending or threatened litigation that might adversely affect the project or projects described in **Attachment B** to this resolution, or that might impair the ability of the City of Antioch to carry out the project; and furthermore, be it

RESOLVED, that the project will be reviewed on January 21, 2016 by the Parks and Recreation Commission, the designated Bicycle and Pedestrian Advisory Committee for the City of Antioch and the designated representative, Lynne Filson, Assistant City Engineer, is familiar with the bicycle and pedestrian needs of the City of Antioch; and furthermore, be it

RESOLVED, that the City of Antioch attests to the accuracy of, and approves the statements in Attachment A to this resolution; and furthermore, be it

RESOLVED, that a certified copy of this resolution and its attachments, and any accompanying supporting materials shall be forwarded to the congestion management agency, countywide transportation planning agency, or county association of governments, as the case may be, of Contra Costa County for submission to MTC as part of the countywide coordinated TDA Article 3 claim.

* * * * *

I **HEREBY CERTIFY** that the foregoing resolution was passed and adopted by the City Council of the City of Antioch at a regular meeting thereof held on the 12th day of January, 2016 by the following vote:

AYES:

NOES:

ABSENT:

ARNE SIMONSEN
CITY CLERK OF THE CITY OF ANTIOCH

**Resolution No.
ATTACHMENT "B"**

TDA Article 3 Project Application Form

Fiscal Year of this Claim: 16/17 Applicant: City of Antioch

Contact person: Ahmed Abu Aly

Mailing Address: 200 "H" Street, PO Box 5007, Antioch CA 94531

E-Mail Address: aabualy@ci.antioch.ca.us Telephone: 925-779-6130

Secondary Contact: Lynne Filson

E-Mail Address: lfilson@ci.antioch.ca.us Telephone: 925-779-7025

Short Title Description of Project: New Handicap Ramps/Pedestrian Improvements at Various Locations

Amount of claim: \$130,000

Functional Description of Project:

The project will construct new handicap ramps, sidewalks and bike lanes at the following locations to improve pedestrian's access along schools and business routes: 1. **"A" Street from Beede Way to Wilbur Avenue, 2. Cavallo Road at East 13th Street, and 3. "G" Street at Marsh Middle School, 4. Carpinteria Drive from Graphite Court to Garrow Bridge, 5. Putnam Street from Contra Loma Drive to Mission Drive.**

Financial Plan:

List the project elements for which TDA funding is being requested (e.g., planning, engineering, construction, contingency). Use the table below to show the project budget for the phase being funded or total project. Include prior and proposed future funding of the project. Planning funds may only be used for comprehensive bicycle and pedestrian plans. Project level planning is not an eligible use of TDA Article 3.

Project Elements: Construction

Funding Source	All Prior FYs	Application FY	Next FY	Following FYs	Totals
TDA Article 3		\$130,000			\$130,000
list all other sources:					
1. Measure J		\$110,000			\$110,000
Totals		\$240,000			\$240,000

Project Eligibility:	YES?/NO?
A. Has the project been approved by the claimant's governing body? (If "NO," provide the approximate date approval is anticipated).	Approval date 1/12/2016
B. Has this project previously received TDA Article 3 funding? If "YES," provide an explanation on a separate page.	No
C. For "bikeways," does the project meet Caltrans minimum safety design criteria pursuant to Chapter 1000 of the California Highway Design Manual? (Available on the internet via: http://www.dot.ca.gov).	N/A
D. Has the project been reviewed by a Bicycle Advisory Committee (BAC)? (If "NO," provide an explanation). Enter date the project was reviewed by the BAC: <u>1/21/2016</u>	1/21/2016
E. Has the public availability of the environmental compliance documentation for the project (pursuant to CEQA) been evidenced by the dated stamping of the document by the county clerk or county recorder? (required only for projects that include construction).	Yes
F. Will the project be completed before the allocation expires? Enter the anticipated completion date of project (month and year) <u>7/2016</u>	Yes
G. Have provisions been made by the claimant to maintain the project or facility, or has the claimant arranged for such maintenance by another agency? (If an agency other than the Claimant is to maintain the facility provide its name: _____)	Yes

and the changes in its financial position and its cash flows in conformity with generally accepted accounting principles.

ATTACHMENT

A. City of Antioch Public Financing Authority – Basic Financial Statements and Independent Auditor’s Report for the Fiscal Year Ended June 30, 2015

City of Antioch Public Financing Authority

(A Component Unit of the City of
Antioch, California)

*Basic Financial Statements
and Independent Auditor's Report*

For the year ended June 30, 2015

City of Antioch Public Financing Authority
Basic Financial Statements
For the year ended June 30, 2015

Table of Contents

	<u>Page</u>
Independent Auditor’s Report	1
Management’s Discussion and Analysis (Required Supplementary Information)	5
Basic Financial Statements:	
Government-Wide Financial Statements:	
Statement of Net Position	11
Statement of Activities	12
Statement of Cash Flows.....	13
Statement of Fiduciary Assets and Liabilities.....	14
Notes to Basic Financial Statements	15
Supplementary Information:	
Combining Statement of Fund Net Position.....	26
Combining Statement of Revenues, Expenses and Changes in Fund Net Position.....	27
Combining Statement of Cash Flows.....	28
Combining Statement of Changes in Fiduciary Assets and Liabilities	29
Independent Auditor’s Report on Internal Control over Financial Reporting and on Compliance and Other Matters Based on an Audit of Financial Statements Performed in Accordance with <i>Government Auditing Standards</i>	31



INDEPENDENT AUDITOR'S REPORT

To the Board of Directors
of the City of Antioch Public Financing Authority
Antioch, California

Report on the Financial Statements

We have audited the accompanying financial statements of the City of Antioch Public Financing Authority (Authority), a component unit of the City of Antioch, as of and for the year ended June 30, 2015, and the related notes to the financial statements, which collectively comprise the Authority's basic financial statements as listed in the table of contents.

Management's Responsibility for the Financial Statements

Management is responsible for the preparation and fair presentation of these financial statements in accordance with accounting principles generally accepted in the United States of America; this includes the design, implementation, and maintenance of internal control relevant to the preparation and fair presentation of financial statements that are free from material misstatement, whether due to fraud or error.

Auditor's Responsibility

Our responsibility is to express opinions on these financial statements based on our audit. We conducted our audit in accordance with auditing standards generally accepted in the United States of America and the standards applicable to financial audits contained in *Government Auditing Standards*, issued by the Comptroller General of the United States. Those standards require that we plan and perform the audit to obtain reasonable assurance about whether the financial statements are free from material misstatement.

An audit involves performing procedures to obtain audit evidence about the amounts and disclosures in the financial statements. The procedures selected depend on the auditor's judgment, including the assessment of the risks of material misstatement of the financial statements, whether due to fraud or error. In making those risk assessments, the auditor considers internal control relevant to the entity's preparation and fair presentation of the financial statements in order to design audit procedures that are appropriate in the circumstances, but not for the purpose of expressing an opinion on the effectiveness of the entity's internal control. Accordingly, we express no such opinion. An audit also includes evaluating the appropriateness of accounting policies used and the reasonableness of significant accounting estimates made by management, as well as evaluating the overall presentation of the financial statements.

We believe that the audit evidence we have obtained is sufficient and appropriate to provide a basis for our audit opinions.

Opinions

In our opinion, the financial statements referred to above present fairly, in all material respects, the respective financial position of the Authority, as of June 30, 2015, and the respective changes in financial position, and, where applicable, cash flows thereof for the year then ended in accordance with accounting principles generally accepted in the United States of America.

Other Matters

Required Supplementary Information

Accounting principles generally accepted in the United States of America require that the management's discussion and analysis on pages 5-6 be presented to supplement the basic financial statements. Such information, although not a part of the basic financial statements, is required by the Governmental Accounting Standards Board, who considers it to be an essential part of financial reporting for placing the basic financial statements in an appropriate operational, economic, or historical context. We have applied certain limited procedures to the required supplementary information in accordance with auditing standards generally accepted in the United States of America, which consisted of inquiries of management about the methods of preparing the information and comparing the information for consistency with management's responses to our inquiries, the basic financial statements, and other knowledge we obtained during our audit of the basic financial statements. We do not express an opinion or provide any assurance on the information because the limited procedures do not provide us with sufficient evidence to express an opinion or provide any assurance.

Other Information

Our audit was conducted for the purpose of forming opinions on the financial statements that collectively comprise the Authority's basic financial statements. The combining and individual fund financial statements, are presented for purposes of additional analysis and are not a required part of the basic financial statements.

The combining and individual fund financial statements are the responsibility of management and were derived from and relate directly to the underlying accounting and other records used to prepare the basic financial statements. Such information has been subjected to the auditing procedures applied in the audit of the basic financial statements and certain additional procedures, including comparing and reconciling such information directly to the underlying accounting and other records used to prepare the basic financial statements or to the basic financial statements themselves, and other additional procedures in accordance with auditing standards generally accepted in the United States of America. In our opinion, the combining and individual fund financial statements are fairly stated in all material respects in relation to the basic financial statements as a whole.

To the Board of Directors
of the City of Antioch Public Financing Authority
Antioch, California
Page 3

Other Reporting Required by *Government Auditing Standards*

In accordance with *Government Auditing Standards*, we have also issued our report dated December 14, 2015, on our consideration of the Authority's internal control over financial reporting and on our tests of its compliance with certain provisions of laws, regulations, contracts, and grant agreements and other matters. The purpose of that report is to describe the scope of our testing of internal control over financial reporting and compliance and the results of that testing, and not to provide an opinion on internal control over financial reporting or on compliance. That report is an integral part of an audit performed in accordance with *Government Auditing Standards* in considering the Authority's internal control over financial reporting and compliance.

A handwritten signature in black ink that reads "Badawi & Associates". The signature is written in a cursive, flowing style.

Badawi & Associates
Certified Public Accountants
Oakland, California
December 14, 2015

This page intentionally left blank.

ANTIOCH PUBLIC FINANCING AUTHORITY
Management's Discussion and Analysis

This section of the Antioch Public Financing Authority's (the Authority) financial statements presents a narrative overview and analysis of the financial activities of the Authority for the fiscal year ended June 30, 2015. Please read it in conjunction with the Authority's basic financial statements.

Financial Highlights

- Cash receipts from leases during the year totaled \$1,086,159. All of these receipts were used to pay debt service requirements for fiscal year 2014/15.

Financial Statements

The Authority's financial statements are those of a special-purpose government engaged only in providing debt financing for capital improvements benefiting the City of Antioch (the City) and the former Antioch Development Agency (the Agency). Under Governmental Accounting Standards Board (GASB) Statement No. 34, governments like the Authority that have only business-type activities may present only enterprise fund financial statements as follows: (1) statement of net position; (2) statement of revenues, expenses and changes in net position; and (3) statement of cash flows.

The Authority's basic financial statements are prepared on an accrual basis of accounting in accordance with accounting principles generally accepted in the United States of America.

The following table indicates the net position as of June 30, 2015 and June 30, 2014:

	<u>2015</u>	<u>2014</u>
Assets:		
Current assets	\$ 1,816,565	\$ 1,986,712
Noncurrent assets	<u>22,625,000</u>	<u>21,505,000</u>
Total assets	<u>24,441,565</u>	<u>23,491,712</u>
 Deferred Outflows of Resources:		
Deferred loss on refunding	<u>172,546</u>	<u>82,368</u>
Total deferred outflows of resources	<u>172,546</u>	<u>82,368</u>
 Liabilities:		
Current liabilities	1,782,174	1,086,159
Noncurrent liabilities	<u>25,528,807</u>	<u>21,660,524</u>
Total liabilities	<u>27,310,981</u>	<u>22,746,683</u>
 Total net position	<u><u>\$ (2,696,870)</u></u>	<u><u>\$ 827,397</u></u>

Use of the Authority's net position is restricted. At June 30, 2015, the Authority's total net position was restricted for debt service.

ANTIOCH PUBLIC FINANCING AUTHORITY
Management's Discussion and Analysis

The following table indicates the changes in net position for the fiscal year ended June 30, 2015 and June 30, 2014:

	2015	2014
Revenues:		
Lease interest revenue from the City of Antioch	\$ 476,547	\$ 1,229,748
Investment income	610	1,859
Total revenues	477,157	1,231,607
Expenses:		
General and administrative	2,491	2,254
Fiscal charges	153,113	5,673
Interest expense	925,022	1,264,678
Bond issuance costs	218,685	-
Leases receivable write-off	2,186,794	783,955
Total expenses	3,486,105	2,056,560
Other financing sources (uses):		
Transfers to other City funds	(518,191)	(648,046)
Transfers from other City funds	2,872	-
Total other financing sources (uses)	(515,319)	(648,046)
Change in net position	(3,524,267)	(1,472,999)
Net position, beginning of year	827,397	2,300,396
Net position, end of year	\$ (2,696,870)	\$ 827,397

The Authority's total revenues decreased by \$754,450 to \$477,157 in the fiscal year ended June 30, 2015. The decrease in revenue was due to decreased lease interest revenue from the City of Antioch. Total expenses increased \$1,429,545 to \$3,486,105 due to the issuance of the 2015A Lease Revenue Bonds which refunded the Authority's 2002 A& B series Lease Revenue Bonds.

Debt Administration

The long-term debt of the Authority at June 30, 2015 included \$23,155,000 of outstanding lease revenue bonds. The lease revenue bonds will be repaid through lease agreements with the City and Antioch RDA Successor Agency and the City and Antioch Public Golf Course that are structured to meet principal and interest requirements when due.

During fiscal year 2015, the Authority's total debt increased by a net of \$1,175,000 due to the issuance of the Antioch Public Financing Authority Lease Revenue Bonds Series 2015A.

Request for Information

Questions concerning any of the information provided in this report or requests for additional financial information should be addressed to the Finance Department of the City of Antioch, P.O. Box 5007, Antioch, California 94531-5007.

BASIC FINANCIAL STATEMENTS

This page intentionally left blank.

GOVERNMENT-WIDE FINANCIAL STATEMENTS

This page intentionally left blank.

Antioch Public Financing Authority
Statement of Net Position
June 30, 2015

ASSETS	
Current assets:	
Restricted cash and investments	\$ 31,703
Accounts receivable	776,679
Interest receivable	2
Prepaid items	1,634
Lease interest receivable due from the City of Antioch	476,547
Net investment in leases from the City of Antioch - current portion	530,000
Total current assets	<u>1,816,565</u>
Noncurrent assets:	
Net investment in leases from the City of Antioch	22,625,000
Total noncurrent assets	<u>22,625,000</u>
Total assets	<u><u>24,441,565</u></u>
DEFERRED OUTFLOWS OF RESOURCES	
Deferred loss on refunding	172,546
Total deferred outflows of resources	<u>172,546</u>
LIABILITIES	
Current liabilities:	
Accounts payable	2,200
Interest payable	476,546
Due to the City of Antioch	773,428
Bond payable - due within one year	530,000
Total current liabilities	<u>1,782,174</u>
Noncurrent liabilities:	
Bond payable - due in more than one year	25,528,807
Total noncurrent liabilities	<u>25,528,807</u>
Total liabilities	<u>27,310,981</u>
NET POSITION	
Restricted for debt service	<u>(2,696,870)</u>
Total net position	<u><u>\$ (2,696,870)</u></u>

See accompanying Notes to Basic Financial Statements.

Antioch Public Financing Authority
Statement of Activities
For the Fiscal Year Ended June 30, 2015

OPERATING REVENUES:

Lease interest revenue from the City of Antioch	\$ 476,547
---	------------

OPERATING EXPENSES:

General and administrative	2,491
Fiscal charges	153,113
Leases Receivable Write-Off	2,186,794
Total operating expenses	2,342,398

OPERATING INCOME	(1,865,851)
-------------------------	--------------------

NONOPERATING REVENUES:

Interest expense	(925,022)
Bond issuance costs	(218,685)
Investment income	610
Total nonoperating revenues	(1,143,097)

OTHER FINANCING (USES):

Transfers to other City funds	(518,191)
Transfers from other City funds	2,872
Total other financing (uses)	(515,319)

Change in net position	(3,524,267)
-------------------------------	--------------------

NET POSITION:

Beginning of year	827,397
End of year	<u>\$ (2,696,870)</u>

See accompanying Notes to Basic Financial Statements.

Antioch Public Financing Authority
Statement of Cash Flows
For the Fiscal Year Ended June 30, 2015

CASH FLOWS FROM OPERATING ACTIVITIES:

Cash receipts from lessee - principal	\$ 475,000
Cash receipts from lessee - interest	611,159
Cash payments for administrative and fiscal charges	(151,218)
Net cash provided by operating activities	<u>934,941</u>

**CASH FLOWS FROM NONCAPITAL
FINANCING ACTIVITIES:**

Payments of bond principal	(475,000)
Payments of bond interest	(1,222,319)
Amounts to the City of Antioch Golf Course	(776,679)
Amounts from the City of Antioch	773,428
Transfers (to) from other City funds	(4,352,125)
Net cash used in noncapital financing activities	<u>(6,052,695)</u>

CASH FLOWS FROM INVESTING ACTIVITIES:

Proceeds from 2015A Lease Revenue Bonds, net of original premium	26,231,635
Amounts paid to escrow	(21,760,834)
Bond issuance costs	(218,685)
Interest received/(paid)	614
Net cash provided by investing activities	<u>4,252,730</u>
Net change in cash and cash equivalents	<u>(865,024)</u>

CASH AND CASH EQUIVALENTS:

Beginning of year	<u>896,727</u>
End of year	<u>\$ 31,703</u>

**RECONCILIATION OF OPERATING INCOME TO NET
CASH PROVIDED BY OPERATING ACTIVITIES:**

Operating income	\$ (1,865,851)
Adjustments to reconcile operating income to net cash provided (used) by operating activities:	
Investment in leases	2,661,794
Prepaid items	2,186
Lease interest receivable	134,612
Accounts Payable	2,200
Total adjustments	<u>2,800,792</u>
Net cash provided by operating activities	<u>\$ 934,941</u>

See accompanying Notes to Basic Financial Statements.

Antioch Public Financing Authority
Statement of Fiduciary Fund Assets and Liabilities
Agency Funds
June 30, 2015

ASSETS

Restricted cash and investments	\$ -
Total assets	\$ -

LIABILITIES

Accounts payable	\$ -
Total liabilities	\$ -

See accompanying Notes to Basic Financial Statements.

City of Antioch Public Financing Authority
Notes to Basic Financial Statements
For the year ended June 30, 2015

1. SUMMARY OF SIGNIFICANT ACCOUNTING POLICIES

The basic financial statements of the City of Antioch Public Financing Authority (Authority) have been prepared in conformity with generally accepted accounting principles (GAAP) as applied to governmental agencies. The Governmental Accounting Standards Boards (GASB) is the accepted standard setting body for establishing governmental accounting and financial reporting principles. The more significant of the Authority's accounting policies are described below.

A. *Financial Reporting Entity*

The Antioch Public Financing Authority (Authority) is a nonprofit corporation organized by the City of Antioch (City) and the Antioch Development Agency (Agency) under the laws of the State of California. The Authority was organized to provide financial assistance to the City and the Agency by financing real and personal property and improvements for the benefit of the residents of the City and surrounding areas.

B. *Basis of Accounting and Measurement Focus*

The accounts of the Authority are organized on the basis of funds, each of which is considered a separate accounting entity. The operations of each fund are accounted for with a separate set of self-balancing accounts that comprise its assets, liabilities, fund equity, revenues, and expenditures or expenses, as appropriate. Governmental resources are allocated to and accounted for in individual funds based upon the purposes for which they are to be spent and the means by which spending activities are controlled.

Government-Wide Financial Statements

The Authority's government-wide financial statements include a Statement of Net Position, a Statement of Activities and Changes in Net Position and a Statement of Cash Flows. These statements present summaries of business type activities for the Authority.

These statements are presented on an "*economic resources*" measurement focus and the accrual basis of accounting. The Statement of Activities and Changes in Net Position presents changes in Net Position. Under the accrual basis of accounting, revenues are recognized in the period in which they are earned while expenses are recognized in the period in which the liability is incurred. The type of transactions reported as program revenues for the Authority are reported in charges for services.

The Authority applies all applicable GASB pronouncements, including all NCGA Statements and Interpretations currently in effect.

City of Antioch Public Financing Authority
Notes to Basic Financial Statements, Continued
For the year ended June 30, 2015

1. SUMMARY OF SIGNIFICANT ACCOUNTING POLICIES, Continued

B. Basis of Accounting and Measurement Focus, Continued

Fiduciary Fund Financial Statements

Fiduciary Fund Financial Statements include a Statement of Fiduciary Assets and Liabilities. The Authority's Fiduciary Funds represent Agency Funds, which are custodial in nature (assets equal liabilities) and do not involve measurement of results of operations. The Agency funds are accounted for using the accrual basis of accounting.

C. Cash and Cash Equivalent

The Authority pools its cash and investments with the City's cash & investments. The balance in the pooled cash account is available to meet current operating requirements. Cash in excess of current requirements is invested in various interest-bearing accounts and other investments for varying terms.

In accordance with GASB Statement No. 40, Deposit and Investment Disclosures (Amendment of GASB No. 3), certain disclosure requirements for Deposits and Investment Risks were made in the following areas:

- Interest Rate Risk
- Credit Risk
 - Overall
 - Custodial Credit Risk
 - Concentrations of Credit Risk

In addition, other disclosures are specified including use of certain methods to present deposits and investments, highly sensitive investments, credit quality at year-end, and other disclosures.

Highly liquid market investments with maturities of one year or less at time of purchase are stated at amortized cost. All other investments are stated at fair value. Market value is used as fair value for those securities for which market quotations are readily available.

The City participates in an investment pool managed by the State of California titled Local Agency Investment Fund (LAIF) which has invested a portion of the pooled funds in Structured Notes and Asset-Backed Securities. LAIF's investments are subject to credit risk with the full faith and credit of the State of California collateralizing these investments. In addition, these Structured Notes and Asset-Backed Securities are subject to market risk as to the change in interest rates.

Cash equivalents are considered amounts in demand deposits and short-term investments with a maturity date within three months of the date acquired by the City and are presented as "Cash and Investments" in the accompanying Basic Financial Statements.

City of Antioch Public Financing Authority
Notes to Basic Financial Statements, Continued
For the year ended June 30, 2015

1. SUMMARY OF SIGNIFICANT ACCOUNTING POLICIES, Continued

C. Cash and Cash Equivalent, Continued

For purposes of the statement of cash flows, cash equivalents are defined as investments with original maturities of 90 days or less, which are readily convertible to known amounts of cash. The Authority considers all pooled cash and investments (consisting of cash and investments and restricted cash and investments) held by the City as cash and cash equivalents because the pool is used essentially as a demand deposit account from the standpoint of the funds. The Authority also considers all non-pooled cash and investments (consisting of cash with fiscal agent and restricted cash and investments held by fiscal agent) as cash and cash equivalents because investments meet the criteria for cash equivalents defined above.

D. Long-Term Obligations

In the basic financial statements, long-term debt and other long-term obligations are reported as liabilities in the business type activities. Bond premiums and discounts, if material, are deferred and amortized over the life of the bonds using the effective interest method. Bonds payable are reported net of the applicable bond premium or discount. Bond issuance costs are expensed as incurred.

E. Deferred Outflows of Resources

In addition to assets, the statement of financial position will sometimes report a separate section for deferred outflows of resources. This separate financial statement element, deferred outflows of resources, represents a consumption of net position that applies to a future period(s) and so will not be recognized as an outflow of resources (expense/ expenditure) until then. The Authority only has one item that qualifies for reporting in this category. It is the deferred charge on refunding debt reported in the government-wide statement of net position. A deferred charge on refunding results from the difference in the carrying value of refunded debt and its reacquisition price. This amount is deferred and amortized over the shorter of the life of the refunded or refunding debt.

F. Net Position

In the basic financial statements, Net Position is classified in the following category:

Restricted Net Position - This amount is restricted by external creditors, grantors, contributors, or laws or regulations of other governments.

G. Use of Restricted/Unrestricted Net Position

When an expense is incurred for purposes for which both restricted and unrestricted Net Position is available, the Authority's policy is to apply restricted Net Position first.

City of Antioch Public Financing Authority
Notes to Basic Financial Statements, Continued
For the year ended June 30, 2015

1. SUMMARY OF SIGNIFICANT ACCOUNTING POLICIES, Continued

H. Use of Estimates

The preparation of basic financial statements in conformity with generally accepted accounting principles requires Authority management to make estimates and assumptions that affect certain amounts and disclosures. Accordingly, actual results could differ from those estimates.

I. New Pronouncements

In fiscal year 2015, the Authority adopted the following Governmental Accounting Standards Board Statements:

- GASB Statement No. 68, *Accounting and Financial Reporting for Pensions – An Amendment of GASB Statement No. 27* – This statement improves accounting and financial reporting by state and local governmental employers about financial support for pensions that is provided by other entities. There was no effect on net position as part of implementation of this standard.

This Statement establishes standards for measuring and recognizing liabilities, deferred outflows of resources, deferred inflows of resources, and expense/expenditures. For defined benefit pensions, this statement identifies the methods and assumptions that should be used to project benefit payments, discount projected benefit payments to their actuarial present value, and attribute that present value to periods of employee service.

Note disclosure and required supplementary information requirements about pensions also are addressed. Distinctions are made regarding the particular requirements for employers based on the number of employers whose employees are provided with pensions through the pension plan and whether pension obligations and pension plan assets are shared.

The Following are major impacts:

- This statement requires the liability of employers and nonemployers contributing entities to employees for defined benefit pensions (**net pension liability**) to be measured as the portion of the present value of projected benefit payments to be provided through the pension plan to current active and inactive employees that is attributed to those employees' past periods of service (**total pension liability**), less the amount of the pension plan's **fiduciary net position**.
- The actuarial present value of projected benefit payments is required to be attributed to period of employee service using the entry age actuarial cost method with each period's service cost determined as a level percentage of pay. The actuarial present value is required to be attributed for each employee individually, from the period when the employee first accrues pensions through the period when the employee retires.

City of Antioch Public Financing Authority
Notes to Basic Financial Statements, Continued
For the year ended June 30, 2015

1. SUMMARY OF SIGNIFICANT ACCOUNTING POLICIES, Continued

- GASB Statement No. 69, *Government Combinations and Disposals of Government Operations* - This statement establishes accounting and financial reporting standards related to government combinations and disposals of government operations. As used in the statement, the term government combinations include a variety of transactions referred to as mergers, acquisitions, and transfers of operations. There was no effect on net position as part of implementation of this standard.
- GASB Statement No. 71, *Pension Transition for Contributions Made Subsequent to the Measurement Date - An Amendment of GASB Statement No. 68* - The objective of this statement is to address an issue regarding the application of the transition provisions of Statement No. 68, *Accounting and Financial Reporting for Pensions*. The issue related to amounts associated with contributions, if any, made by a state or local government employer or nonemployer contributing entity to a defined benefit pension plan after the measurement date of the government's beginning net pension liability. There was no effect on net position as part of implementation of this standard.

2. CASH AND INVESTMENTS

The Authority's cash and investments consist of cash and investments held by fiscal agents and cash and investments pooled with the City's cash and investments. At June 30, 2015, the Authority had the following cash and investment balances:

	Business-Type Activities	Total
Restricted cash and investments	\$ 31,703	\$ 31,703
Total cash and investments	<u>\$ 31,703</u>	<u>\$ 31,703</u>

The California Government Code requires California banks and savings and loan associations to secure the City's cash deposits by pledging securities as collateral. This Code states that collateral pledged in this manner shall have the effect of perfecting a security interest in such collateral superior to those of a general creditor. Thus, collateral for cash deposits is considered to be held in the City's name. The market value of pledged government securities must equal at least 110% of the City's cash deposits. California law also allows institutions to secure City deposits by pledging first trust deed mortgage notes having a value of 150% of the City's total cash deposits. The City has waived collateral requirements for cash deposits, which are fully insured up to \$250,000 by the Federal Deposit Insurance Corporation or Savings Association Insurance Fund.

City of Antioch Public Financing Authority
Notes to Basic Financial Statements, Continued
For the year ended June 30, 2015

2. CASH AND INVESTMENTS, Continued

(A) Investments

The City's investment policy, bond indentures and Section 53601 of the California Government Code allow the City to invest in the following types of investments:

- Securities of the U.S. Government or its agencies
- Certificates of Deposit
- Bankers' Acceptances
- Commercial Paper
- Investment Grade Medium Term Corporate Notes
- Repurchase Agreements
- Local Agency Investment Fund Deposits
- Insured Savings Accounts or Money Market Accounts
- Guaranteed Investment Contracts
- Mutual funds as permitted by the Code

The City did not enter into reverse repurchase agreements during the year ended June 30, 2015.

The City is a voluntary participant in the Local Agency Investment Fund (LAIF) that is regulated by California Government Code Section 16429 under the oversight of the Treasurer of the State of California. The balance is available for withdrawal on demand.

The City's investments with LAIF at June 30, 2015, include a portion of the pool funds invested in Structured Notes and Asset-Backed Securities. These investments include the following:

Structured Notes are debt securities (other than asset-backed securities) whose cash flow characteristics (coupon rate, redemption amount, or stated maturity) depend upon one or more indices and/or that have embedded forwards or options.

Asset-Backed Securities the bulk of which are mortgage-backed securities, entitle their purchasers to receive a share of the cash flows from a pool of assets such as principal and interest repayments from a pool of mortgages (such as Collateralized Mortgage Obligations) or credit card receivables.

As of June 30 2015, the City invested in LAIF, which had invested 2.08% of the pool investment funds in Structured Notes and Asset-Backed Securities. The City reports its investment in LAIF at the fair value amount provided by LAIF, which is the same as the value of the pool share. The fair value of LAIF was calculated by applying a factor of 1.000375979 to total investments held by LAIF.

The City invests in the California Asset Management Program (CAMP) pool. A board of five trustees who are officials or employees of public agencies have oversight responsibility for CAMP. The value of the pool shares in CAMP, which may be withdrawn, is determined on an amortized cost basis, which is different than the fair value of the City's position in the pool.

City of Antioch Public Financing Authority
Notes to Basic Financial Statements, Continued
For the year ended June 30, 2015

2. CASH AND INVESTMENTS, Continued

(B) Interest Rate Risk

As a means of limiting its exposure to fair value losses arising from interest rate, the City's investment policy limits investments to a maximum maturity of five years. At June 30, 2015, the City had the following investment maturities:

Investment Type	Fair Value	Investment Maturities (In Years)		
		Less than 1	1 to 2	2 to 3
U.S. Government securities	\$ 24,304,177	\$ 1,754,019	\$ 10,798,390	\$ 11,751,768
U.S. Government agencies	11,690,800	2,289,614	9,147,307	253,879
Medium-term corporate notes	18,563,246	1,376,062	6,884,372	10,302,812
Asset-Backed securities	3,795,943	299,919	934,308	2,561,716
Certificate of Deposit	12,391,717	12,391,717	-	-
Total	\$ 70,745,883	\$ 18,111,331	\$ 27,764,377	\$ 24,870,175

(C) Credit Risk

State law limits investments in commercial paper and corporate bonds to the top two ratings issued by nationally recognized statistical rating organizations (NRSROs). It is the City's policy to limit its investments in these investment types to the top rating issued by NRSROs, including raters Standard & Poor's and Moody's Investor's Service. At June 30, 2015, the City's credit risks, expressed on a percentage basis, were as follows:

Credit Quality Distribution for Securities with Credit Exposure as a Percentage of Total Investments

Investment Type	Rating	Investments
U.S. Government securities	AA+	34.35%
U.S. Government agencies	AAA	1.44%
U.S. Government agencies	AA+	8.62%
U.S. Government agencies	AA	0.63%
U.S. Government agencies	AA-	1.68%
U.S. Government agencies	A+	2.57%
U.S. Government agencies	NR	0.97%
Medium-term corporate notes	AA+	2.74%
Medium-term corporate notes	AA-	5.52%
Medium-term corporate notes	AA	1.65%
Medium-term corporate notes	A+	7.72%
Medium-term corporate notes	A	6.79%
Medium-term corporate notes	A-	1.82%
Certificate of Deposit	A++	1.49%
Certificate of Deposit	A-1	6.32%
Certificate of Deposit	A+	1.91%
Certificate of Deposit	AA-	7.80%
Asset-Backed securities	AAA	4.26%
Asset-Backed securities	NR	1.72%
Total		100.00%

City of Antioch Public Financing Authority
Notes to Basic Financial Statements, Continued
For the year ended June 30, 2015

2. CASH AND INVESTMENTS, Continued

(D) Custodial Credit Risk

For an investment, custodial credit risk is the risk that, in the event of the failure of the counterparty, the City or the Authority will not be able to recover the value of its investments or collateral securities that are in the possession of an outside party. None of the City's investments were subject to custodial credit risk.

3. NET INVESTMENT IN LEASES

Debt service on the outstanding lease revenue bonds are funded with lease payments made by the City, City former RDA Successor Agency and the Antioch Public Golf Course to the Authority for the use of buildings and leasehold improvements acquired or constructed with bond proceeds issued by the Authority. In the lease agreements relating to the bonds, the City, City former RDA and Antioch Public Golf Course have covenanted to make rental payments in amounts corresponding to the Authority's debt service requirements and related costs. Net investment in leases reflects the present value of remaining future lease payments due from the City former RDA and Antioch Public Golf Course. As of June 30, 2015, the Authority's net investment in leases was \$23,155,000.

4. LONG-TERM OBLIGATIONS

A summary of the Authority's long-term debt transactions for the year ended June 30, 2015, is presented below.

Description	Balance			Balance June 30, 2015	Classification	
	July 1, 2014	Additions	Retirements		Amounts Due Within One Year	Amounts Due in More than One Year
2002 APFA Series A & B	\$ 21,980,000	\$ -	\$(21,980,000)	\$ -	\$ -	\$ -
2015 APFA Refunding Series A	-	23,155,000	-	23,155,000	530,000	22,625,000
Original bond premium	155,524	3,076,635	(328,352)	2,903,807	-	2,903,807
Total	\$ 22,135,524	\$ 26,231,635	\$(22,308,352)	\$ 26,058,807	\$ 530,000	\$ 25,528,807

City of Antioch Public Financing Authority
Notes to Basic Financial Statements, Continued
For the year ended June 30, 2015

4. LONG-TERM OBLIGATIONS

A. 2002 APFA Series A & B

Interest payments and lease revenue bond retirements are serviced by revenues generated by the tax increment from the City former RDA Successor Agency for Base Rental Payments pursuant to a reimbursement agreement. During the year, the 2002 APFA Series A & B bonds were refunded by the Lease Revenue Refunding Bonds, Series 2015A.

B. Lease Revenue Refunding Bonds, Series 2015A

On February 11, 2015, the Authority issued the Lease Revenue Bonds, Series 2015A in the amount of \$23,155,000, to refund the Authority's outstanding 2002 Lease Revenue Bonds, Series A & B, and the City's 2001 ABAG Lease Revenue Bonds. Interest payments are payable semi-annually on November 1 and May 1. The bonds mature through May 1, 2032, and bear interest at the rate of 2-5%. The advanced refunding resulted in a difference of \$182,696 between the reacquisition price and the net carrying amount of the old debt that has been deferred and amortized in accordance with GASB Statement No. 23.

The annual debt service requirements for the Lease Revenue Refunding Bonds Series 2015A outstanding at June 30, 2015 were as follows:

Lease Revenue Refunding Bonds Series 2015A							
2002 Series A & B Portion				ABAG Portion			
Year Ending	Principal	Interest	Total	Year Ending	Principal	Interest	Total
June 30,				June 30,			
2016	\$ 390,000	\$ 1,002,528	\$ 1,392,528	2016	\$ 140,000	\$ 207,167	\$ 347,167
2017	540,000	812,450	1,352,450	2017	175,000	166,700	341,700
2018	590,000	796,250	1,386,250	2018	180,000	161,450	341,450
2019	645,000	772,650	1,417,650	2019	190,000	154,250	344,250
2020	715,000	740,400	1,455,400	2020	200,000	144,750	344,750
2021-2025	4,785,000	3,087,250	7,872,250	2021-2025	1,160,000	563,250	1,723,250
2026-2030	7,645,000	1,647,500	9,292,500	2026-2030	1,470,000	244,000	1,714,000
2031-2032	4,005,000	181,800	4,186,800	2031-2032	325,000	9,750	334,750
Total	\$ 19,315,000	\$ 9,040,828	\$ 28,355,828	Total	\$ 3,840,000	\$ 1,651,317	\$ 5,491,317

Interest payments and lease revenue bond retirements are serviced by revenues generated by the tax increment from the City former RDA Successor Agency and revenues generated by the Antioch Public Golf Course for Base Rental Payments pursuant to a reimbursement agreement. The total principal and interest remaining to be paid on the bonds is \$33,847,145. For the current year, there were no principal or interest payments made.

City of Antioch Public Financing Authority
Notes to Basic Financial Statements, Continued
For the year ended June 30, 2015

5. REASSESSMENT REVENUE BONDS

The 1998 Reassessment District 27/31R Series A and Subordinate Series B Reassessment Revenue Bonds (the Reassessment Bonds) were issued pursuant to a refunding plan of several outstanding special assessment bonds and the Marks-Roos Local Bond Pooling Act of 1985 and are not reflected in the Authority’s basic financial statements because they are special obligations payable solely from and secured by specific revenue sources described in the bond resolutions and official statements. Neither the faith nor credit, the taxing power of the Authority, the City, State of California or any political subdivision thereof, is pledged for payment of the Bonds. The Authority acts solely as a debt service fiduciary agent for the assessed property owners and the bondholders and accounts for these fiduciary responsibilities in agency funds. During the year, the bond fully matured.

6. RISK MANAGEMENT

The Authority is exposed to various risks of loss related to torts; theft of, damage to, and destruction of assets; errors and omissions; and natural disasters. The Authority participates in the Municipal Pooling Authority (MPA) through its relationship with the City. The purpose of the MPA is to spread the adverse effects of losses among the member agencies and to purchase excess insurance as a group, thereby reducing expenses. The City’s deductibles and maximum coverage for general liability are as follows:

<u>Deductible</u>	<u>MPA</u>	<u>Excess Liability</u>
\$50,000	\$50,001-\$1,000,000	\$1,000,001-\$29,000,000

There have been no claims in the past three fiscal years which exceeded the Authority’s excess coverage. The Authority had no claims outstanding at June 30, 2015.

SUPPLEMENTAL INFORMATION

Antioch Public Financing Authority
Combining Statement of Net Position
Proprietary Funds
June 30, 2015

	2002 A&B 2015A Lease Revenue Bonds	ABAG 2015A Lease Revenue Bonds	Total
ASSETS			
Current assets:			
Restricted cash and investments	\$ 27,371	\$ 4,332	\$ 31,703
Accounts receivable	-	776,679	776,679
Interest receivables	2	-	2
Prepaid items	1,363	271	1,634
Lease interest receivable due from City of Antioch	394,936	81,611	476,547
Net investment in leases from City of Antioch	390,000	140,000	530,000
Total current assets	<u>813,672.00</u>	<u>1,002,893</u>	<u>1,816,565</u>
Noncurrent assets:			
Net investment in leases from City of Antioch	18,925,000	3,700,000	22,625,000
Total noncurrent assets	<u>18,925,000</u>	<u>3,700,000</u>	<u>22,625,000</u>
Total assets	<u>19,738,672</u>	<u>4,702,893</u>	<u>24,441,565</u>
DEFERRED OUTFLOWS OF RESOURCES			
Deferred loss on refunding	172,546	-	172,546
Total deferred outflows of resources	<u>172,546</u>	<u>-</u>	<u>172,546</u>
LIABILITIES			
Current liabilities:			
Accounts Payable	2,200	-	2,200
Interest payable	394,935	81,611	476,546
Due to the City of Antioch	-	773,428	773,428
Bond payable - due within one year	390,000	140,000	530,000
Total current liabilities	<u>787,135</u>	<u>995,039</u>	<u>1,782,174</u>
Noncurrent liabilities:			
Bond payable - due in more than one year	21,280,543	4,248,264	25,528,807
Total noncurrent liabilities	<u>21,280,543</u>	<u>4,248,264</u>	<u>25,528,807</u>
Total liabilities	<u>22,067,678</u>	<u>5,243,303</u>	<u>27,310,981</u>
NET POSITION			
Restricted for debt service	(2,156,460)	(540,410)	(2,696,870)
Total net position	<u>\$ (2,156,460)</u>	<u>\$ (540,410)</u>	<u>\$ (2,696,870)</u>

Antioch Public Financing Authority
Combining Statement of Revenues, Expenses and Changes in Net Position
Proprietary Funds
For the Fiscal Year Ended June 30, 2015

	2002 A&B 2015A Lease Revenue Bonds	ABAG 2015A Lease Revenue Bonds	Total
OPERATING REVENUES:			
Lease interest revenue from City of Antioch	\$ 394,936	\$ 81,611	\$ 476,547
Total operating revenues	394,936	81,611	476,547
OPERATING EXPENSES:			
General and administrative	2,491	-	2,491
Fiscal charges	153,113	-	153,113
Leases Write-off	2,186,794	-	2,186,794
Total operating expenses	2,342,398	-	2,342,398
OPERATING INCOME	(1,947,462)	81,611	(1,865,851)
NONOPERATING REVENUES (EXPENSES):			
Interest expense	(877,677)	(47,345)	(925,022)
Bond issuance Costs	(158,948)	(59,737)	(218,685)
Investment income	230	380	610
Total nonoperating revenues (expenses)	(1,036,395)	(106,702)	(1,143,097)
OTHER FINANCING SOURCES (USES):			
Transfers to other City funds	-	(518,191)	(518,191)
Transfers from other City funds	-	2,872	2,872
Total other financing sources (uses)	-	(515,319)	(515,319)
Change in net position	(2,983,857)	(540,410)	(3,524,267)
NET POSITION:			
Beginning of year	827,397	-	827,397
End of year	<u>\$ (2,156,460)</u>	<u>\$ (540,410)</u>	<u>\$ (2,696,870)</u>

Antioch Public Financing Authority
Combining Schedule of Cash Flows by Bond Program
Proprietary Funds
For the Fiscal Year Ended June 30, 2015

	2002 A&B 2015A Lease Revenue Bonds	ABAG 2015A Lease Revenue Bonds	Total
CASH FLOWS FROM OPERATING ACTIVITIES:			
Cash receipts from lessee - principal	\$ 475,000	\$ -	\$ 475,000
Cash receipts from lessee - interest	611,159	-	611,159
Cash payments for administrative and fiscal charges	(150,947)	(271)	(151,218)
Net cash provided by operating activities	935,212	(271)	934,941
CASH FLOWS FROM NONCAPITAL FINANCING ACTIVITIES:			
Payments of bond principal	(475,000)	-	(475,000)
Interest paid on bonds	(1,222,319)	-	(1,222,319)
Amounts to the City of Antioch Golf Course	-	(776,679)	(776,679)
Amounts from the City of Antioch	-	773,428	773,428
Transfers (to) from other City funds	3,194	(4,355,319)	(4,352,125)
Net cash used in noncapital financing activities	(1,694,125)	(4,358,570)	(6,052,695)
CASH FLOWS FROM INVESTING ACTIVITIES:			
Proceeds from 2015A Lease Revenue Bonds, net of original premium	21,809,105	4,422,530	26,231,635
Amounts paid to escrow	(21,760,834)	-	(21,760,834)
Bond issuance costs	(158,948)	(59,737)	(218,685)
Interest received/(paid)	234	380	614
Net cash provided by investing activities	(110,443)	4,363,173	4,252,730
Net change in cash and cash equivalents	(869,356)	4,332	(865,024)
CASH AND CASH EQUIVALENTS:			
Beginning of year	896,727	-	896,727
End of year	<u>\$ 27,371</u>	<u>\$ 4,332</u>	<u>\$ 31,703</u>
RECONCILIATION OF OPERATING INCOME TO NET CASH PROVIDED BY OPERATING ACTIVITIES:			
Operating income	\$ (1,947,462)	\$ 81,611	\$ (1,865,851)
Adjustments to reconcile operating income to net cash provided (used) by operating activities:			
Investment in Leases	2,661,794	-	2,661,794
Lease interest receivable	216,223	(81,611)	134,612
Prepaid items	2,457	(271)	2,186
Accounts Payable	2,200	-	2,200
Total adjustments	<u>2,882,674</u>	<u>(81,882)</u>	<u>2,800,792</u>
Net cash provided by operating activities	\$ 935,212	\$ (271)	\$ 934,941
Non cash items:			
Amortization of premium and deferred loss on refunding of debt	\$ (128,419)	\$ 34,266	\$ (94,153)

Antioch Public Financing Authority
Combining Statement of Changes in Fiduciary Assets and Liabilities
Agency Funds
For the Fiscal Year Ended June 30, 2015

Reassessment District 27/31R 1998 Reassessment Revenue Bonds	Balance July 1, 2014	Additions	Deductions	Balance June 30, 2015
Assets:				
Cash and investments	\$ 1,087,390	\$ -	\$ (1,087,390)	\$ -
Assessment receivable	340,331	-	(340,331)	-
Interest receivable	18,061	-	(18,061)	-
Prepays	1,190	-	(1,190)	-
Restricted cash and investments	3,774,530	-	(3,774,530)	-
Total assets	\$ 5,221,502	\$ -	\$ (5,221,502)	\$ -
Liabilities:				
Accounts Payable	\$ 277	\$ -	\$ (277)	\$ -
Due to bondholders	5,221,225	-	(5,221,225)	-
Total liabilities	\$ 5,221,502	\$ -	\$ (5,221,502)	\$ -

This page intentionally left blank



**INDEPENDENT AUDITOR'S REPORT ON INTERNAL CONTROL OVER FINANCIAL REPORTING
AND ON COMPLIANCE AND OTHER MATTERS BASED ON AN AUDIT OF FINANCIAL
STATEMENTS PERFORMED IN ACCORDANCE WITH GOVERNMENT AUDITING STANDARDS**

To the Board of Directors
of the Antioch Public Financing Authority
Antioch, California

We have audited, in accordance with the auditing standards generally accepted in the United States of America and the standards applicable to financial audits contained in Government Auditing Standards issued by the Comptroller General of the United States, the financial statements of the Antioch Public Financing Authority (Authority), a component unit of the City of Antioch, as of and for the year ended June 30, 2015, and the related notes to the financial statements, which collectively comprise the Authority's basic financial statements, and have issued our report thereon dated December 14, 2015.

Internal Control Over Financial Reporting

In planning and performing our audit of the financial statements, we considered the Authority's internal control over financial reporting (internal control) to determine the audit procedures that are appropriate in the circumstances for the purpose of expressing our opinions on the financial statements, but not for the purpose of expressing an opinion on the effectiveness of the Authority's internal control. Accordingly, we do not express an opinion on the effectiveness of the Authority's internal control.

A deficiency in internal control exists when the design or operation of a control does not allow management or employees, in the normal course of performing their assigned functions, to prevent, or detect and correct, misstatements on a timely basis. A *material weakness* is a deficiency, or a combination of deficiencies, in internal control, such that there is a reasonable possibility that a material misstatement of the entity's financial statements will not be prevented, or detected and corrected on a timely basis. A *significant deficiency* is a deficiency, or a combination of deficiencies, in internal control that is less severe than a material weakness, yet important enough to merit attention by those charged with governance.

Our consideration of internal control was for the limited purpose described in the first paragraph of this section and was not designed to identify all deficiencies in internal control that might be material weaknesses or, significant deficiencies. Given these limitations, during our audit we did not identify any deficiencies in internal control that we consider to be material weaknesses. However, material weaknesses may exist that have not been identified.

Compliance and Other Matters

As part of obtaining reasonable assurance about whether the Authority's financial statements are free from material misstatement, we performed tests of its compliance with certain provisions of laws, regulations, contracts, and grant agreements, noncompliance with which could have a direct and material effect on the determination of financial statement amounts. However, providing an opinion on compliance with those provisions was not an objective of our audit, and accordingly, we do not express such an opinion. The results of our tests disclosed no instances of noncompliance or other matters that are required to be reported under *Government Auditing Standards*.

To the Board of Directors
of the Antioch Public Financing Authority
Antioch, California
Page 2

Purpose of this Report

The purpose of this report is solely to describe the scope of our testing of internal control and compliance and the results of that testing, and not to provide an opinion on the effectiveness of the entity's internal control or on compliance. This report is an integral part of an audit performed in accordance with *Government Auditing Standards* in considering the entity's internal control and compliance. Accordingly, this communication is not suitable for any other purpose.

A handwritten signature in black ink that reads "Badawi & Associates". The signature is written in a cursive, flowing style.

Badawi & Associates
Certified Public Accountants
Oakland, California
December 14, 2015



STAFF REPORT TO THE CITY COUNCIL

DATE: Regular Meeting of January 12, 2016

TO: Honorable Mayor and Members of the City Council

SUBMITTED BY: William R. Galstan, Interim Asst. City Attorney *William R. Galstan*

SUBJECT: Ordinance Prohibiting the Cultivation of Marijuana

RECOMMENDED ACTION

It is recommended that the City Council:

- 1) Introduce the Ordinance Prohibiting the Cultivation of Marijuana by title only;
- 2) Introduce the Ordinance amending portions of Chapter 21 of Title 5 of the Antioch Municipal Code.

STRATEGIC PURPOSE

This action supports the City's Crime Reduction Strategy in that it will discourage the burglary and theft of marijuana plants and possible violent confrontations with property owners. It also supports Strategy C, Blight Reduction, Strategy C-2, create resources to address areas that experience nuisance conditions, in that it will prevent noxious odor problems experienced by neighboring properties.

FISCAL IMPACT

None.

DISCUSSION

The City Council conducted a Study Session on November 24, 2015 on the subject of Marijuana Cultivation. The discussion was prompted by the passage of a new State Law, AB 266. This law will establish statewide standards for aspects of medical marijuana use, but deferring to cities the ability to prohibit or regulate marijuana cultivation if ordinances are adopted prior to March 1, 2016.

Marijuana cultivation can create odor nuisances for adjoining neighbors because of the odor emitted by the growing plants. At the November 24, 2015 meeting, Chief Cantando outlined problems with theft of marijuana growing in backyards and the violent confrontations between burglars and owners than can occur. At that meeting, the City Council directed staff to draft an ordinance that would prohibit marijuana cultivation within the city limits.

The Compassionate Use Act, a measure adopted by California voters, took away criminal penalties for the possession and cultivation of small amounts of marijuana

when used for medical purposes and sanctioned by a medical professional. Although criminal penalties have been removed for this conduct, the state appellate courts have consistently ruled that cities may use civil enforcement techniques, rather than criminal enforcement techniques, to ban or regulate aspects of marijuana use.

Thus the ordinance before you tonight provides that the city may use only civil enforcement techniques, typically through Code Enforcement, for a prohibition on the cultivation of marijuana. Civil tools include the issuance of administrative citations, which can lead to a fine collected as a civil debt to the City, and nuisance abatement orders issued by the civil department of the courts.

As it currently exists, the Antioch ordinance allows one qualified patient to cultivate marijuana on site for the personal use of the patient. We believe that this provision was drafted prior to the several appellate court decisions that authorize cities to enact land use type restrictions on marijuana. This ordinance would delete that provision and make all cultivation a violation of the Municipal Code.

A copy of the staff report from the November 24 Study Session is attached for further background information.

The scheduling plan for this matter is for introduction of the ordinance this evening, following by adoption on January 26, meaning that it will become effective on Feb. 26, thus meeting the March 1 deadline.

ATTACHMENTS

- A. Ordinance amending portions of Chapter 21 of Title 5 of the Antioch Municipal Code.
- B. Staff report from the Nov. 24, 2015 Study Session.

ORDINANCE NO. _____

**AN ORDINANCE OF THE CITY COUNCIL OF THE CITY OF ANTIOCH
AMENDING PORTIONS OF CHAPTER 21 OF TITLE 5 OF THE ANTIOCH
MUNICIPAL CODE, DEALING WITH CULTIVATION OF MARIJUANA**

The City Council of the City of Antioch does ordain as follows:

SECTION 1. The cultivation of marijuana has the potential to lead to nuisances and criminal activity. Growing marijuana plants emit an odor that can be considered to be noxious and can interfere with the quiet enjoyment of neighboring properties. Also, marijuana cultivation can be attractive to burglars wishing to steal the plants, which can lead to violent confrontations with the plant owners. This ordinance is intended to address these concerns.

SECTION 2. Section 5-21.02 of the Antioch Municipal Code, *CULTIVATION*, is amended to read as follows:

CULTIVATION. The planting, growing, harvesting, drying or processing of marijuana plants, or any part thereof.

SECTION 3. Section 5-21.02 of the Antioch Municipal Code, *MEDICAL MARIJUANA FACILITY*, paragraph (f) is hereby deleted.

SECTION 4. Section 5-21.03 is hereby amended to read as follows:

5-21.03 PROHIBITION OF MEDICAL MARIJUANA FACILITIES.

- (A) Medical marijuana facilities, as defined herein, including the cultivation thereof, are prohibited in the city. No person or entity shall operate, locate or otherwise permit or suffer a marijuana facility within the city.
- (B) The city shall not issue, approve or grant any permit, license or other entitlement for the establishment or operation of any medical marijuana facility, or for any cultivation thereof.
- (C) The prohibition in paragraphs (A) and (B) of this section include, without limitation, renting, leasing or otherwise permitting a medical marijuana facility to occupy or use a location, building, structure or vehicle.
- (D) Any violation of this Chapter is a public nuisance. A civil administrative citation may be issued for any violation of this Chapter. Additionally, the city retains all rights and remedies under civil law to enforce the provisions of this Chapter.

SECTION 5. This ordinance is exempt from CEQA pursuant to CEQA Guidelines Section 15061(b)(3), Review for Exemption, because it can be seen with certainty that the project will not have a significant effect on the environment; therefore the project is not subject to CEQA.

SECTION 6. In the event that any section or portion of this ordinance shall be determined to be invalid or unconstitutional, such section or portion shall be deemed severable and all other sections or portions hereof shall remain in full force and effect.

SECTION 7. This ordinance shall take effect and be in force thirty (30) days from and after the date of its passage. The City Clerk shall cause the ordinance to be published within fifteen (15) days after its passage in a newspaper of general circulation, or by publishing a summary of the proposed ordinance, posting a certified copy of the proposed ordinance in the City Clerk's Office at least five (5) days prior to the City Council meeting at which the ordinance is to be adopted, and within fifteen (15) days after its adoption, publishing a summary of the ordinance with the names of the Council Members voting for and against the ordinance.

* * * * *

I **HEREBY CERTIFY** that the foregoing ordinance was introduced at a regular meeting of the City Council of the City of Antioch held on _____, 2016 and passed and adopted at a regular meeting thereof, held on _____, 2016, by the following vote:

AYES:

NOES:

ABSENT:

ABSTAIN:

MAYOR OF THE CITY OF ANTIOCH

ATTEST:

CITY CLERK OF THE CITY OF ANTIOCH



OFFICE OF
THE CITY ATTORNEY
MEMORANDUM

DATE: December 23, 2015
TO: Mayor and City Council Members
FROM: William R. Galstan, Interim Asst. City Attorney *William R. Galstan*
RE: Legal Analysis Re Total Ban On Marijuana Cultivation

This memo is a supplement to my staff report prepared for the January 12, 2016 City Council meeting, and specifically responds to Councilmember Tiscareno's question regarding the legal validity of prohibiting cultivation of marijuana within the city limits, even by persons with medical marijuana authorization from physicians.

There is a common misconception that the cultivation of marijuana for medical purposes is "legal" in California. The voters approved the "Compassionate Use Act" ("CUA") in 1996 and the Legislature adopted the Medical Marijuana Program Act ("MMPA") in 2003.

An authoritative treatise on California municipal law, *The California Municipal Law Handbook*, states as follows: "The CUA and MMPA do not 'legalize' marijuana, but provide limited defenses...with respect to certain state criminal offenses." The *Handbook* goes on to state that "nor does the CUA or MMPA preempt or limit local regulation of medical marijuana through land use authority."¹

The California Supreme Court has unanimously held that cities retain the right to exercise their land use authority notwithstanding CUA and MMPA, *City of Riverside v. Inland Empire Patients Health & Welfare Ctr., Inc.* (2013) 56 C4th 729.

Cities may prohibit marijuana cultivation citywide, and neither CUA or MMPA preempts a city's power to do so, ruled the appellate court in *Maral v. City of Live Oak* (2013) 221 CA4th 975. At least five other published appellate court cases have held that city bans on medical marijuana establishments or cultivation are permissible notwithstanding CUA or MMPA.²

¹ *Handbook*, 2015 Ed. League of Calif. Cities, CEB Sec. 9.47.

² *Handbook*, Sec. 9.50.

Enforcement of city ordinances is done through civil remedies, rather than by criminal prosecution. Cities have the ability to issue "administrative citations" which result in a civil debt owing to the city by violators, and through civil nuisance abatement actions in Superior Court.

From the authorities discussed above, this office concludes that the city has clear authority to enact an ordinance prohibiting cultivation of medical marijuana as a way of addressing nuisances associated with odors emitted by the growing plants and to reduce the potential of burglaries by those wishing to steal them. Such an ordinance would not run afoul of the rights of medical marijuana users as expressed in the CUA and the MMPA.

cc: Steve Duran, City Manager
Derek Cole, Interim City Attorney
Alan Cantando, Police Chief



STAFF REPORT TO THE CITY COUNCIL

DATE: Regular Meeting of November 24, 2015
TO: Honorable Mayor and Members of the City Council
SUBMITTED BY: William R. Galstan, Interim Asst. City Attorney *WRG*
SUBJECT: Discussion of possible Prohibition/Regulation of Medical Marijuana Cultivation

RECOMMENDED ACTION

This agenda item is in the nature of a Study Session and is intended to inform Council of some options available to the City under a new State Law. At the conclusion of the discussion, City Council should direct staff as to its desired course of action.

STRATEGIC PURPOSE

This discussion is relevant to our Strategic Plan Section A, Crime Reduction, and C, Elimination of Blight.

FISCAL IMPACT

No impact from this discussion *per se*. Depending on policy directives from the Council, there may be some modest revenues from permit application fees.

DISCUSSION

There is a window of opportunity for cities under a new state law to adopt local ordinances on the subject of medical marijuana cultivation. If a city has not adopted an ordinance prior to March 1, 2016, then local prohibition/regulation will be precluded, and the State will have exclusive jurisdiction.

The State has adopted AB 266, the "Medical Cannabis Regulation and Control Act", which comprehensively addresses several aspects of the medical use of marijuana, including its cultivation. The measure has been signed into law by Governor Brown. The State has not yet formulated rules pertaining to cultivation of medical marijuana, leaving that chore to further efforts by State agencies. However, the law does provide that the State will not issue a license for the cultivation of medical marijuana if a local agency has prohibited cultivation, or adopted regulations, prior to March 1, 2016. Thus, the extent of any possible State regulations are unknown at this time.

It may be prudent for cities to adopt their own ordinances. If, after the adoption of the new State rules, a city finds those rules to be acceptable, it could rescind its ordinance and then merely rely on State oversight and regulation.

The cultivation and use of medical marijuana raises many issues. Some concerns involve moral issues and the half-century of the "War on Drugs" from the Federal Government. There are also societal issues of how the widespread use of drugs will affect society in general.

Aside from those concerns, there are direct problems that may be of concern to cities. One such issue is the fact that marijuana plants emit an odor while growing that neighbors may find offensive, with subsequent complaints to the city to deal with the problem. Another concern is that marijuana plants under cultivation may be attractive to burglars wishing to steal them, possibly leading to violence between the burglar and the owner.

It must be remembered that, in this context, we are discussing relatively small numbers of plants intended for personal use. Cultivation for sale is, and continues to be, illegal under state law.

Given the issues of odor nuisance and possible criminal activity, cities may wish to consider prohibiting the outdoor cultivation of marijuana, or of limiting the number and location of plantings and require secured areas for cultivation.

Prohibiting cultivation would be relatively straightforward but may raise substantial objection from some members of the community. Prohibition may also be somewhat difficult on individuals using marijuana for medical purposes, but the law presently does allow cities to make that choice.

The remainder of this report discusses possible regulations for cultivation if Antioch were to choose regulation rather than prohibition. Our neighboring City of Oakley is currently considering a regulation ordinance.

- **Number of plants.** Proposition 215 established guidelines for the number of plants that it would be reasonable for a user of medical marijuana to have. That number is six mature plants or 12 immature (those without buds) plants. (*California Norml Website, "Patient's Guide to Medical Marijuana in California."*)
- **Property line setbacks.** It would appear to be reasonable, for odor control purposes, to establish a minimum setback from all property lines for plantings. A 10-foot setback would be feasible for many typical lots, although not a guarantee to resolve odor complaints.
- **Security.** It would also appear to be reasonable to require six-foot high fencing around the yards where cultivation occurs, along with locking gates.
- **Private enforcement.** Allowing private individuals to seek judicial remedies against cultivators who are creating odor nuisances would relieve the City of becoming involved in such subjective issues.

- **Permit requirement.** A simple permit process which outlines the regulations could be adopted. If complaints were received by the City regarding numbers of plants or violation of setback, inspections could occur. If the cultivator refused to allow an inspection, then the permit could be revoked.

When the issue of prohibition is under consideration, objections have been heard that prohibiting cultivation when “plants are already in the ground” would be an unconstitutional taking of property. However, cannabis is an annual plant, going through its entire life cycle within a year. Most plants go through their entire life cycle in 4 – 10 months (*The Daily Smoker*, Aug. 3, 2015). Thus if an ordinance were adopted in December or January, that would be before the normal planting season and would not trigger the “plants in the ground” objection.

OPTIONS

The City Council appears to have the following options:

1. *Do Nothing.* If the City Council does not adopt an ordinance prior to March 1, 2016, Antioch will have no jurisdiction over medical marijuana cultivation and the State will simply enforce its own regulations in our City.
2. *Adopt a prohibition ordinance.* The City Council could adopt an ordinance prohibiting the cultivation of marijuana.
3. *Adopt a regulation ordinance.* The City Council could adopt an ordinance regulating the cultivation of medical marijuana. The types of regulations that could be included in such an ordinance have been discussed above.

Staff requests that the Council discuss this matter and provide direction to staff so that if an ordinance is desired, one can be drafted to suit the policy directives of the Council.

ATTACHMENTS

None.



STAFF REPORT TO THE CITY COUNCIL

DATE: Regular Meeting of January 12, 2016

TO: Honorable Mayor and Members of the City Council

SUBMITTED BY: Alexis Morris, Senior Planner

APPROVED BY: Forrest Ebbs, Community Development Director

SUBJECT: Heidorn Village Subdivision (PD-14-02, UP-14-08, AR-14-03, PW 695)

RECOMMENDED ACTION

It is recommended that the City Council take the following actions:

1. Adopt the resolution approving the Heidorn Village Initial Study, Mitigated Negative Declaration and Mitigation and Monitoring Reporting Program.
2. Adopt the resolution approving a Development Agreement between the City of Antioch and Mission Peak Homes, Inc.
3. Introduce the ordinance rezoning the project site from Planned Development District (PD) to Planned Development District (PD-14-02).
4. Adopt the resolution approving a Vesting Tentative Map/Final Development Plan (PW 695), a Use Permit (UP-14-08), and Design Review (AR-14-03), subject to conditions of approval.

STRATEGIC PURPOSE

This action will forward Long Term Goal G: Planning, Entitlements, and Permitting, by providing consistent and efficient entitlement, permitting, and development services to the public. In addition, this action will help to maintain police services (Strategy A-1 in the Strategic Plan), in that the Development Agreement includes a provision to create a financing mechanism for the provision of police services necessary to serve the development.

FISCAL IMPACT

The action does not directly impact the City budget. All improvements and infrastructure necessary to facilitate the development will be funded by the applicant. On-going maintenance is being addressed through the provision of a Lighting and Landscaping District as well as through the Home Owner's Association. In addition, the Development Agreement contains a provision for the creation of a financing mechanism to pay the project's fair share of police services.

DISCUSSION

Requested Approvals

The applicant, Douglas Krah, requests approval of an Initial Study, Mitigated Negative Declaration and Mitigation Monitoring and Reporting Program, a rezone to Planned Development District, a Vesting Tentative Map/Final Development Plan, a Use Permit, Design Review, and a Development Agreement for the development of 117 single family homes on approximately 20.3 acres (PD-14-02, UP-14-08, AR-14-03, PW 695). The project site is located on the west side of Heidorn Ranch Road, at the eastern terminus of Prewett Ranch Drive (APNs 056-130-013, -015, -017, -018) (Attachment "E"). Each request is described in detail below:

1. Mitigated Negative Declaration: The City Council must approve the Initial Study, Mitigated Negative Declaration prior to taking action on the other resolutions for the project.
2. Development Agreement: The proposed Development Agreement between the City of Antioch and Mission Peak Homes, Inc. includes, among other items, provisions for financing of police services and extension of approvals of the Vesting Tentative Map.
3. Rezoning to Planned Development District (PD-14-02): The proposed rezone would create a Planned Development District for 117 single family homes. The PD District will effectively become the Zoning Code for the project area.
4. Vesting Tentative Map / Final Development Plan (PW 695): A vesting tentative map to create 117 residential parcels and open space, landscaping, and common area parcels.
5. Use permit (UP-14-08): The proposed Use Permit would be for the construction of all 117 homes. The Zoning Ordinance requires that a use permit be approved prior to the construction of any phase of an approved PD district.
6. Design review (AR-14-03): Design review of the project's architecture, design and landscaping.

Background Information

The project site was rezoned to Planned Development and a Vesting Tentative Map was approved for a subdivision of 83 single-family units in 1990. However, no Final Map was ever submitted to the City, and the Vesting Tentative Map approval thus expired. On January 22, 2008, the City Council approved a residential development allocation (RDA) for 115 units for a project called Tierra Villas. The City prepared and circulated for public comment a Draft Initial Study/Mitigated Negative Declaration for

that proposed project. However, the developer (different than the current applicant) did not move forward with the project and the application was never brought before Planning Commission or City Council.

Planning Commission Recommendation

On November 4, 2015, the Planning Commission recommended all requested entitlements for the project be approved by City Council. The Draft Planning Commission minutes are included as Attachment "F" to this staff report.

Environmental

In compliance with the California Environmental Quality Act, the City prepared an Initial Study and Mitigated Negative Declaration (IS/MND) and Mitigation Monitoring and Reporting Program (MMRP) for the proposed project. The IS/MND was circulated for a 30-day public review period from May 29, 2015 to June 29, 2015. The IS/MND and MMRP are available for review on the second floor of City Hall in the Community Development Department Monday through Friday between 8 and 11:30 a.m., and can also be found on the City's website at:

<http://ci.antioch.ca.us/CityGov/CommDev/PlanningDivision/Environmental-docs.htm>

The IS/MND determined the following environmental factors could be potentially affected by the project, involving at least one impact that is "Potentially Significant": air quality, cultural resources, greenhouse gas emissions, biological resources, geology and soils, hazards and hazardous materials, noise, public services, and transportation and circulation. Mitigation measures have been provided for each potentially significant impact, reducing the impacts to a less-than-significant level. These are described in detail in the environmental document.

Project Overview

The Heidorn Village Project (project) proposes to subdivide 20.3 acres into 117 single-family residential lots, an average density of 5.8 units per acre. The project would also include park and open space areas and internal access roads.

Vehicle access into the project site would be provided at two entry points: Dauphine Street (east project driveway) would provide right-in, right-out only access, a new Prewett Ranch Drive extension would allow full turning movements from a new Alvar Loop driveway.

The applicant proposes lot sizes that would range between 4,000 to 8,806 square feet in area; average lot size would be 4,564 square feet. All lots would have minimum side-yard setbacks of 5 feet, 10- to 15-foot front-yard setbacks, and rear-yard depths ranging from 15 to 23 feet. Driveways would be a minimum of 20 feet in length.

The applicant has provided conceptual designs for the proposed styles of single-family residences. The applicant proposes four residence types including single- and two-story floor plans.

The project would include a 0.7-acre park and two additional open space areas totaling 1.3 acres, for a total of 2 acres of open space. The project would incorporate a gated and landscaped connection to the adjacent Mokelumne Coast-to-Crest Multi Use Trail (Mokelumne Trail).

The applicant's project description is provided as Attachment "G".

General Plan and Zoning Consistency

The General Plan designation for the project site is Medium Low Density Residential which allows a maximum density of six units an acre. Medium Low Density Residential is characterized in the General Plan as a typical subdivision development, as well as other housing types such as zero lot line units and duplexes. Small lot single family detached homes on lots smaller than 7,000 square feet are allowed in this General Plan designation. Areas designated as Medium Low Density are typically located on level terrain with no or relatively few geological or environmental constraints. The maximum allowable density is six dwelling units per acre. The proposed project has 117 homes at an approximate density of 5.8 units per acre, which is just under the maximum density allowed under the General Plan.

The zoning designation is Planned Development District (PD). According to the Zoning Ordinance (AMC §9-5.2302), the intent of residential Planned Development Districts is to "encourage a wider variety of densities, product types and setbacks than would otherwise be possible under conventional residential zoning. Single-family lot size shall vary between and/or within the P-D Districts to accommodate a range of economic needs. Furthermore, setbacks and garage door facilities [should be designed] to encourage non-auto oriented circulation within the development. Once established, the P-D District becomes, in effect, the zoning code for the area within its respective boundaries."

The proposed land use is consistent with the General Plan and Zoning designations.

PD Standards

Each PD is required to include specific development standards designed for that particular district, to include minimum lot sizes, setbacks and open space requirements, architectural and landscaping guidelines, and maximum building heights and lot coverages. Once approved as part of a final development plan, all standards, densities, and other requirements remain tied to that plan and to the property designated by that PD district, unless formally amended by City Council action.

The proposed project is a small lot subdivision. The typical lot would be 50 feet by 80 feet, which is 4,000 s.f. The average lot coverage in the project is approximately 40%, and the PD standards would allow maximum lot coverage of 55%. Each home would have a two car garage with at least a 20 foot driveway. The proposed development standards for the project are as follows:

Standard	Proposed PD Zoning Standards
Maximum Density	6 dwelling units per gross developable acre
Maximum Number of Units	117
Minimum Lot Size	4,000 s.f.
Minimum Lot Width	All lots shall have a minimum width of 50 feet at a distance of 20 feet from the right-of-way with the exception of lots 17, 97-99, 103, 104.
Minimum Front Yard Setbacks from Property Line (reserved for landscaping only, excluding driveways)	20 feet to garage 15 feet to front of house 10 feet to front porch
Minimum Side Yard Setbacks from Property Line (reserved for landscaping only)	Interior lot: 5 feet Corner lot: 5 feet street side setback. No part of a house, landscaping, or fence shall obstruct the required clear vision zone at an intersection.
Minimum Rear Yard Setbacks from Property Line (including patio covers)	10 feet on single story homes 15 feet on two story homes
Accessory Structure Setbacks	Interior lot: side yard and rear yard setback is zero Corner lot: street side setback is 20 feet and rear and interior side setback is zero.
Maximum Building Height	35 feet
Maximum Lot Coverage (including accessory buildings and patio covers)	55%
Minimum Parking and Driveways	20 foot long by 20 foot wide driveway. One minimum 20 foot long on-street guest parking space per house.

Public Services

Policy 3.5.3.1 of the Growth Management Element of the General Plan includes performance standards for police staffing. According to the standard, the City strives to maintain a force level within a range of 1.2 to 1.5 officers, including community service officers assigned to community policing and prisoner custody details, per 1,000 population. However, the current Antioch Police Department (PD) staffing ratio is approximately 1.0 per 1,000 population, which is well below the minimum performance standard. Although the project would add population to the Antioch PD service area and the current staffing ratio is unacceptable, the proposed Development Agreement includes a special tax or other financing mechanism to fund additional officers needed to serve development. Due to the recent voter approved Measure O and the Development Agreement financing mechanism, the Antioch PD is anticipated to continue to serve the project site and provide law enforcement services to the new residents upon project buildout.

Prewett Ranch Drive & Heidorn Ranch Road

The project proposes extending Prewett Ranch Drive as a 40-foot-wide roadway (within a 60 to 78 foot right-of-way) from its current terminus at Summerfield Drive easterly to Heidorn Ranch Road in a manner consistent with the Circulation Element of the General Plan. A traffic signal is required at the intersection of Heidorn Ranch Road and Prewett Ranch Drive, which is being proposed by the applicant.

The project would expand the width of Heidorn Ranch Road from two to three lanes (two southbound lanes and one northbound lane) from the north where the existing four lane road narrows to two lanes to just south of the Prewett Ranch Drive extension. This requires constructing improvements on the Heritage Baptist Church parcel to the north, which were part of a deferred improvement agreement created when the Church was constructed. The applicant is eligible for reimbursement for this portion of the improvements. The eastern side of Heidorn Ranch Road is the boundary between the City of Antioch and Brentwood. Future development projects in Brentwood will be responsible for finishing the full width of Heidorn Ranch Road.

Utilities

The developer is required to provide all infrastructure necessary to serve the site. This includes utility tie-ins such as water, streets, sanitary sewer and storm drainage systems. Existing water, sewer, and storm drain systems are present at the terminus of Prewett Ranch Drive, as well as along Heidorn Ranch Road. The project would connect via extensions to the existing utilities and construct an internal utility network on the project site. Proposed connections include existing natural gas, water, sewer, electricity, and telecommunications lines. The developer will be required to

underground existing utilities on the west side of Heidorn Ranch Road from the EBMUD right of way south to the intersection of Heidorn Ranch Road and Prewett Ranch Drive.

Open Space and Park

The applicant is proposing a central park area in the development totaling approximately 30,089 s.f. The proposed central park would include a children's play area and two gathering areas with shade sails, seating, and BBQ grills. A mailbox kiosk would also be located in the park, which would include benches and recycling and trash receptacles. The proposed park is smaller than the 1.755 acres of park required in the Subdivision Ordinance (AMC §9-4.1004). Therefore, the project will be required to pay park in lieu fees in the amount of \$175,500 at the recording of the final map.

Parcel A on the northeast side of the project will be a landscaped stormwater treatment area and will include a gated connection to the Mokelumne trail to the north of the project. Parcel B on the east side of the project adjacent to Heidorn Ranch Road contains a stormwater detention basin and a portion of a 68 foot wide PG&E easement. This area will be landscaped and maintained by the HOA. A six foot masonry wall will be constructed to the rear of the homes adjacent to this parcel.

Circulation

Vehicle access into the project site would be provided at two entry points: Dauphine Street (east project driveway) would provide right-in, right-out only access, while a new Prewett Ranch Drive extension would allow full turning movements from a new Alvar Loop driveway. Nine homes would front on to Prewett Ranch Drive and the rest would be accessed via the internal streets.

The project proposes a network of five internal private streets. All internal streets would have two 11-foot traffic lanes. Selected internal streets would have 7-foot parking shoulders on both sides of the street. Sidewalks of about 5 feet in width would be developed on one side of the street in some locations.

There are several areas where homes are accessed via a shared "driveway" rather than from an internal street. All of these driveway areas also provide guest parking spaces. The longest driveway, in front of homes 22-24 and 48-50, includes a landscape barrier to prevent through traffic.

Parking

Approximately 651 parking spaces are proposed, inclusive of garage parking, driveway parking, and on-street parking. Each of the 117 units would have a garage with parking for two cars (234 spaces total); and an additional 183 on-street parking spaces would be provided.

The Zoning Ordinance requires 25% of the lots in a residential subdivision to include 10 foot wide side yard setbacks on the garage side for recreational vehicle parking. The applicant is not proposing wider side yards to accommodate RV parking. Requiring on-lot RV parking for a small lot subdivision may not be practical. The PD zoning allows flexibility with development standards; therefore, the Council has the ability to require or not require RV parking for this project. If on-lot RV parking is not required for this project, then it could be appropriately deterred by prohibiting RV parking in the development's Covenants, Codes and Restrictions (CC&Rs).

Each home would be required to have three garbage cans each. Because of the relatively narrow lot widths, on-street parking will be heavily impacted during garbage pick-up days. The HOA may have to enforce parking restrictions during garbage pick-up days to ensure enough room remains for garbage cans in front of each home. The development plan provides more than one guest parking per house; therefore, guest parking can still be accommodated on pick-up days, even if a space might not be available in front of a particular house.

Architecture

The applicant proposes 12 single story and 105 two story homes ranging in size from 1,654 s.f. to 2,607 s.f. Four floor plans with three elevation options per plan are proposed. All homes feature pitched roofs covered in flat concrete tile. Plans "A" and "C" feature stone or brick veneer around the entrances or on the walls. Other decorative details include shutters, decorative wood posts, and enhanced window sills. Enhanced architectural elevations are proposed on the street side elevations. A warm color palette including tan, brown, olive, and gray colors is proposed.

The design of the proposed project was peer reviewed by Dahlin Group, one of the City's on-call design review firms, in January 2015. Although the Citywide Design Guidelines do not anticipate this type of small lot development, the peer review found that the project complies with the general guidelines for residential projects. There were a few recommendations for architectural enhancements, such as adding additional detail to the uninterrupted gables of the "A" plans, and using a specific style of garage door for each style of elevation. These recommendations have been included in the attached resolution.

The applicant proposes a 220 s.f. covered patio, or "loggia", option for Plan 4, the largest floor plan at 2,607 s.f. Due to the home's size, Plan 4 could approach 55% lot coverage depending on the lot it is placed on. On the smaller lots, a large covered patio could cover the majority of the rear yard and negatively impact adjacent properties. Staff included a requirement in the project's PD standards that the maximum lot coverage be limited to 55% inclusive of covered patios.

Landscaping

The project proposes the planting of approximately 370 trees and associated vegetation (plants and shrubs) along the internal streets, as well as in park and open space areas. Trees and other vegetation would vary in form, texture, and color, including the use of water conserving shrubs, grasses, and ground cover. Landscaping would include the installation of a layered massing of water conserving shrubs, grasses, and ground cover plus shade and accent trees. A total of about 40 palm trees would be planted within the park, at the central internal intersection, and at the entrance from Prewett Ranch Drive. All landscaping would be required to comply with the State Model Water Efficient Landscape Ordinance (WELO) in place at the time landscape plans are submitted for review. The plan includes a small project entry feature on Prewett Ranch Road consisting of enhanced paving in the crosswalk, steel arches over the sidewalk, and palm trees.

Soundwalls and Fencing

The project would construct six foot high precast soundwalls adjacent to roadways and a portion of the school campus, a six foot high tubular steel fence adjacent to the school campus and good neighbor wood fencing between homes. The applicant proposes a six foot high wood fence on the northern property line adjacent to the Mokelumne Trail. The City's standard is to construct open fencing adjacent to any open space parcels. For example, the other subdivisions along the Mokelumne trail were constructed with vinyl clad chain link fence adjacent to the trail. Therefore, the attached resolution contains a condition requiring that the six foot tubular steel fence be installed adjacent to the trail instead of the proposed wood fence.

Development Agreement

The Development Agreement gives Mission Peak Homes, Inc., a vested right to develop the property in accordance with the project approvals and vests the term of the Vesting Tentative Map to the term of the agreement. The Development Agreement also addresses police services funding and reimbursement for improvements such as streets and utilities that may serve other projects. The Development Agreement is provided as Exhibit A to the attached resolution.

HOA Responsibilities

A homeowner's association (HOA) will be formed for the project, which will be responsible for enforcing parking restrictions and maintaining all open space, internal streets, street lighting, perimeter landscaping, and water quality basins. Maintenance of front yard landscaping will also be the responsibility of the HOA.

ATTACHMENTS

- A: Resolution adopting the Mitigated Negative Declaration for the Heidorn Village project as adequate for addressing the environmental impacts of the proposed project (Exhibit A – MMRP)
- B: Ordinance approving a Development Agreement between the City of Antioch and Mission Peak Homes, Inc. (Exhibit A – Development Agreement)
- C: Resolution approving an ordinance to rezone to Planned Development District (PD-14-02) for the Heidorn Village Project (Exhibit A – Legal Description)
- D: Resolution approving a Vesting Tentative Map/Final Development Plan and Use Permit for the Heidorn Village Project
- E: Aerial Photograph
- F: Draft November 4, 2015 Planning Commission Minutes
- G: Applicant's Project Description

ATTACHMENT "A"

RESOLUTION NO. 2016/**

RESOLUTION OF THE CITY COUNCIL OF THE CITY OF ANTIOCH ADOPTING THE MITIGATED NEGATIVE DECLARATION FOR THE HEIDORN VILLAGE PROJECT AS ADEQUATE FOR ADDRESSING THE ENVIRONMENTAL IMPACTS OF THE PROPOSED PROJECT

WHEREAS, the City received an application from Douglas Krah, for approval of an Initial Study and Mitigated Negative Declaration, a rezone to Planned Development District, a Vesting Tentative Map/Final Development Plan, a Use Permit, Design Review, and a Development Agreement for the development of 117 single family homes on approximately 20.3 acres (PD-14-02, UP-14-08, AR-14-03, PW 695). The project site is located on the west side of Heidorn Ranch Road, at the eastern terminus of Prewett Ranch Drive (APNs 056-130-013, -015, -017, -018); and

WHEREAS, the City prepared an Initial Study and Mitigated Negative Declaration, to evaluate the potential environmental impacts of the Project in conformance with Section 15063 of Title 14 of the California Code of Regulations (the "CEQA Guidelines"); and,

WHEREAS, a draft Initial Study and Mitigated Negative Declaration was circulated for a 30-day review period, with the public review period commencing on May 29, 2015 and ending on June 29, 2015; and,

WHEREAS, on November 4, 2015, the Planning Commission duly held a public hearing on the matter, and received and considered evidence, both oral and documentary and recommended adoption to the City Council of the Final Initial Study and Mitigated Negative Declaration and Mitigation Monitoring and Reporting Program; and,

WHEREAS, the City Council has reviewed the Initial Study and Mitigated Negative Declaration and Mitigation Monitoring and Reporting Program for this Project and the comments received during the comment period; and,

WHEREAS, the City Council duly gave notice of public hearing as required by law; and,

WHEREAS, on January 12, 2016, the City Council duly held a public hearing on the matter, and received and considered evidence, both oral and documentary; and,

WHEREAS, the custodian of the Final IS/MND is the Community Development Department and the Final IS/MND is available for public review on the second floor of City Hall in the Community Development Department, Monday - Friday 8:00 am - 11:30 am and the MMRP is attached as Exhibit A to this Resolution.

RESOLUTION NO. 2016/**

January 12, 2016

Page 2

NOW, THEREFORE, BE IT RESOLVED AND DETERMINED, as follows:

1. The foregoing recitals are true and correct.
2. **THAT THE CITY COUNCIL** of the City of Antioch hereby FINDS, on the basis of the whole record before it (including the Initial Study and all comments received) that:
 - a. The City of Antioch exercised overall control and direction over the CEQA review for the Project, including the preparation of the Final Initial Study and Mitigated Negative Declaration, and independently reviewed the Final IS/MND and MMRP; and
 - b. There is no substantial evidence that the Project will have a significant effect on the environment once mitigation measures have been followed and assuming approval of the Zoning Ordinance amendment; and
 - c. The Final IS/MND and MMRP reflect the City's independent judgment and analysis.
3. **THAT THE CITY COUNCIL** of the City of Antioch HEREBY APPROVES AND ADOPTS the Initial Study, Mitigated Negative Declaration and Mitigation Monitoring and Report Program for the Project.

* * * * *

I HEREBY CERTIFY that the foregoing resolution was adopted by the City Council of the City of Antioch at a regular meeting thereof held on the 12th day of January, 2016, by the following vote:

AYES:

NOES:

ABSENT:

ARNE SIMONSEN
CITY CLERK OF THE CITY OF ANTIOCH

AZ

HEIDORN VILLAGE SUBDIVISION MITIGATION MONITORING AND REPORTING PROGRAM

Environmental Impact	Level of Significance Before Mitigation	Mitigation Measure	Level of Significance After Mitigation	Responsible Agency	Timing
<p>Air Quality</p> <p>The project is not likely to expose sensitive receptors to substantial pollutant concentrations. However, best management practices are necessary during demolition, trenching, and grading activities to avoid generation of dust that may affect nearby sensitive receptors</p>	<p>Significant Unless Mitigation Incorporated</p>	<p>Mitigation Measure AIR-1: Construction BMPs include measures to control dust emissions. The following BMPs shall be implemented during construction:</p> <ul style="list-style-type: none"> • All exposed surfaces (e.g., parking areas, staging areas, soil piles, graded areas, and unpaved access roads) shall be watered two times per day. • All haul trucks transporting soil, sand, or other loose material off-site shall be covered. • All visible mud or dirt track-out onto adjacent public roads shall be removed using wet power vacuum street sweepers at least once per day. The use of dry power sweeping is prohibited. • All vehicle speeds on unpaved roads shall be limited to 15 mph. • All roadways, driveways, and sidewalks to be paved shall be completed as soon as possible. Building pads shall be laid as soon as possible after grading unless seeding or soil binders are used. • Idling times shall be minimized either by shutting equipment off when not in use or reducing the maximum idling time to 5 minutes (as required by the California airborne toxics control measure Title 13, Section 2485 of California Code of Regulations [CCR]). Clear signage shall be provided for construction workers at all access points. • All construction equipment shall be maintained and properly tuned in accordance with manufacturer's specifications. All equipment shall be checked by a certified mechanic and determined to be running in proper condition prior to operation. • Post a publicly visible sign with the telephone number and person to contact at the Lead Agency regarding dust complaints. This person shall respond and take corrective action within 48 hours. 	<p>Less-than-significant</p>	<p>City of Antioch</p>	<p>During construction</p>

44

Environmental Impact	Level of Significance Before Mitigation	Mitigation Measure	Level of Significance After Mitigation	Responsible Agency	Timing
<p>Biological Resources</p> <p>The project would have potentially significant impacts to the following animal species because of physical observation or the presence of suitable habitat:</p> <ul style="list-style-type: none"> • California Red-legged Frog • Vernal Pool Fairy Shrimp • Vernal Pool Tadpole Shrimp • Swainson's Hawk • San Joaquin Kit Fox • American Badger • Burrowing Owl • White-Tailed Kite • Loggerhead Shrike 	<p>Potentially Significant Unless Mitigation Incorporated</p>	<p>The Air District's phone number shall also be visible to ensure compliance with applicable regulations.</p> <p>Mitigation Measure AIR-2: Minimize construction-related emissions by requiring that all construction equipment meet the following conditions:</p> <ul style="list-style-type: none"> • All diesel-powered off-road equipment larger than 50 horsepower and operating on the site for more than two days continuously shall meet U.S. EPA particulate matter emissions standards for Tier 2 engines or equivalent; • All portable construction equipment shall meet California Air Resource Board's most recent certification standard for particulate matter emissions; and • Minimize the number of hours that equipment will operate, including the use of idling restrictions. <p>Mitigation Measure BIO-1: Prior to the commencement of construction activities, temporary exclusionary fencing shall be installed along the southern property boundary of the project site, between the project and the adjacent detention basin and Sand Creek. The fencing shall be installed in a manner to prevent California red-legged frogs from dispersing from the detention basin or Sand Creek into the construction zone. Fencing shall be maintained throughout the duration of construction activities, and shall be approved by a qualified biologist (subject to the approval of the City of Antioch) to confirm the adequacy of the fencing to prevent frogs from entering the construction zone prior to the commencement of construction activities.</p> <p>Immediately preceding the installation of the exclusionary fencing, the qualified biologist shall survey the construction zone to ensure that no frogs are present in the construction zone. Should a California red-legged frog be observed during the survey, all construction activities shall be immediately halted and the United States Fish and Wildlife Service (USFWS) shall be immediately contacted. Any California red-legged frogs present may only be</p>	<p>Less-than-significant</p>	<p>City of Antioch</p>	<p>During construction, Pre-construction, during construction</p>

Environmental Impact	Level of Significance Before Mitigation	Mitigation Measure	Level of Significance After Mitigation	Responsible Agency	Timing
		<p>removed by a permitted biologist (authorized by the USFWS). Construction activities may only proceed once it is determined by the qualified biologist that California red-legged frogs are not present in the construction zone.</p> <p>The fencing may be removed between construction phases if there would be a prolonged period when construction would not occur. However, consistent with the requirements described above, the fencing shall be reinstalled and a clearance survey would be required prior to the re-commencement of construction activities. Should the fencing remain in place between construction phases or during prolonged periods when construction would not occur, then the fencing shall be inspected by a qualified biologist and any necessary repairs made by the project applicant prior to the re-commencement of construction activities.</p>			
		<p>Mitigation Measure BIO-2a: Assuming the project is approved, a qualified biologist shall monitor the project site during the winter and spring preceding construction activities to determine if suitable habitat for vernal pool fairy and tadpole shrimp (i.e., pools that persist for at least three weeks before drying) occurs on the project site. The biologist shall submit his/her findings to the City for review. If no suitable habitat is found, no further actions would be required. If potentially suitable pools are observed, or if the applicant chooses to assume the presence of these species, then Mitigation Measure BIO-2b shall be implemented.</p>			
		<p>Mitigation Measure BIO-2b: If it is found or assumed that suitable habitat is present, prior to the commencement of construction on the project site, a qualified biologist shall conduct protocol surveys for vernal pool fairy shrimp and tadpole shrimp. These surveys may be conducted concurrently with Mitigation Measure BIO-2a. The surveys shall be conducted according to the accepted USFWS survey protocol, which includes either two years of wet season surveys (with eight individual surveys per wet season), or one wet season survey followed by a dry season survey. If no vernal pool fairy shrimp or tadpole shrimp are observed during the surveys, then no further</p>	Less-than-significant	City of Antioch	Pre-construction

AL6

Environmental Impact Significance Before Mitigation	Level of Significance After Mitigation	Mitigation Measure	Responsible Agency	Timing
<p>action would be required.</p> <p>Mitigation Measure BIO-2c: If the survey in Mitigation Measure BIO-2b above concludes that fairy shrimp and or tadpole shrimp are present on the project site, prior to the issuance of grading permits, the loss of vernal pool fairy and tadpole shrimp habitat shall be compensated for through the purchase of credits at a 3:1 ratio at an USFWS-approved mitigation bank. The amount of project-related habitat loss may be determined as follows:</p> <ul style="list-style-type: none"> • Any areas of suitable habitat (i.e., ponding for at least three weeks) on the site will be mapped during the winter months and may be assumed to be occupied habitat; or • The area of habitat found to be occupied during the implementation of Mitigation Measure BIO-2b (see above) shall be compensated for. <p>The availability of credits at an USFWS-approved mitigation bank shall be demonstrated prior to the issuance of a grading permit, or other equivalent compensation must be approved by the USFWS.</p>	<p>Less-than-significant</p>	<p>Mitigation Measure BIO-3: If construction would commence during the nesting/breeding season of native bird species potentially nesting on or near the site (typically February through August in the project region), a pre-construction survey of the project vicinity for nesting birds shall be conducted. This survey shall be conducted by a qualified biologist (experienced with the nesting behavior of bird species of the region) within 14 days of the commencement of construction activities. The intent of the survey shall be to determine if active nests of special status bird species or other species protected by the Migratory Bird Treaty Act and/or the California Fish and Game Code are present within the construction zone or within 500 feet of the construction zone.</p> <p>The survey area shall include all trees and shrubs, as well as fallow fields (which could be utilized by burrowing owls) in the construction</p>	<p>City of Antioch</p>	<p>Pre-construction, during construction</p>

A7

Environmental Impact	Level of Significance Before Mitigation	Mitigation Measure	Level of Significance After Mitigation	Responsible Agency	Timing
		<p>zone and a surrounding 500 feet area (where access is possible). The surveys shall be timed such that the last survey is concluded no more than two weeks prior to initiation of construction or tree removal. If the initiation of ground disturbance activities is delayed following a survey, then an additional pre-construction survey shall be conducted such that no more than two weeks will have elapsed between the final survey and the commencement of ground disturbance activities.</p> <p>If the survey finds that active nests are located in construction areas or are within 500 feet of construction and would be subject to prolonged construction-related noise, a no-disturbance buffer zone shall be created around active nests during the breeding season or until a qualified biologist determines that all young have fledged. The size of the buffer zones and types of construction activities restricted within them will be determined by taking into account factors such as the following:</p> <ul style="list-style-type: none"> • Noise and human disturbance levels at the construction site at the time of the survey and the noise and disturbance expected during the construction activity; • Distance and amount of vegetation or other screening between the construction site and the nest; and • Sensitivity of individual nesting species and behaviors of the nesting birds. <p>Limits of construction to avoid an active nest shall be established in the field with flagging, fencing, or another appropriate barrier, and construction personnel shall be instructed on the sensitivity of nest areas. A qualified biologist shall serve as a construction monitor during those periods when construction activities would occur near active nest areas of Swainson's hawk to ensure that no impacts on these nests occur.</p>			
		<p>Mitigation Measure BIO-3b: A qualified biologist will contact the CDFW to confirm whether the Swainson's hawk nest located 3.5</p>	Less-than-significant	City of Antioch	Pre-construction

Environmental Impact	Level of Significance Before Mitigation	Mitigation Measure	Level of Significance After Mitigation	Responsible Agency	Timing
		<p>miles north of the project site is still considered "active" and to determine if there is additional survey data regarding the current status of the nest 0.8 mile south of the project site along Sand Creek. The biologist shall provide the City with a summary of his/her findings. If it is determined that the project site is within 10 miles of an active Swainson's hawk nest, the applicant will mitigate for the loss of suitable Swainson's hawk foraging habitat by implementing one of the below measures:</p> <ul style="list-style-type: none"> • Active nest identified within 1 mile of the project site: One acre of suitable foraging habitat shall be protected for each acre of suitable foraging habitat developed. At least 10% of the land requirements shall be met by fee title acquisition or a conservation easement allowing the active management of the habitat, with the remaining 90% of the protected land protected by a conservation easement (subject to CDFW approval); or One-half acre of suitable foraging habitat shall be protected for each acre of suitable foraging habitat developed. All of the land requirements shall be met by fee title acquisition or a conservation easement (subject to CDFW approval). • Nest identified within 5 miles (but greater than 1 mile) of the project site: 0.75 acre of suitable foraging habitat shall be protected for each acre of suitable foraging habitat developed. All of the land requirements may be met by fee title acquisition or a conservation easement (subject to CDFW approval). • Nest identified within 10 miles (but greater than 5 miles) of the project site: 0.5 acre of suitable foraging habitat shall be protected for each acre of suitable foraging habitat developed. All of the land requirements may be met by fee title acquisition or a conservation easement (subject to CDFW approval). 			
		<p>Mitigation Measure BIO-4: No less than 14 days and no more than 30 days prior to the beginning of ground-disturbance activities, a qualified biologist shall conduct a preconstruction survey for San</p>	<p>Less-than-significant</p>	<p>City of Antioch</p>	<p>Pre-construction</p>

AA

Environmental Impact	Level of Significance Before Mitigation	Mitigation Measure	Level of Significance After Mitigation	Responsible Agency	Timing
	<p>Joaquin kit fox (SJKF). The survey shall include searching for signs of SJKF presence, identifying any potential habitat features, and evaluating habitat use by SJKF. The status of any identified potential den sites shall be determined. The USFWS shall be immediately contacted if an individual SJKF or sign of the species is observed during the survey. Under no circumstances shall an individual SJKF be relocated or an active den destroyed without authorization from the USFWS. Construction shall only proceed once the qualified biologist has determined that SJKF is not present, or in the event that SJKF or signs of species presence is observed during the preconstruction survey, until the USFWS has issued take authorization (in the form of a Biological Opinion).</p>	<p>Mitigation Measure BIO-5: Within 30 days of the commencement of construction, the project site shall be surveyed for potential badger den sites by a qualified biologist. If an occupied den is found, then any badgers present shall be removed from the den either by trapping or the use of exclusionary devices. If trapped, the badgers shall be moved to other suitable habitat. Once any badgers were trapped or excluded, the dens would be excavated by hand and refilled to prevent reoccupation. Exclusion would continue until the badgers had been successfully excluded from the site, as determined by a qualified biologist.</p>	<p>Less-than-significant</p>	<p>City of Antioch</p>	<p>Pre-construction</p>
<p>If burrowing owls are observed using burrows during the non-breeding season (typically September through January), or after young have fledged following the conclusion of the breeding season, owls shall be excluded from all active burrows through the use of exclusion devices placed in occupied burrows in accordance with CDFW protocols (CDFW 1995). Specifically, exclusion devices, utilizing one-way doors, shall be installed in the entrance of all active burrows. The devices shall be left in the burrows for at least 48 hours</p>	<p>Mitigation Measure BIO-6: A qualified biologist shall conduct clearance surveys for burrowing owls on the project site. The survey shall be conducted no more than 14 days prior to commencement of construction activities.</p>	<p>Less-than-significant</p>	<p>City of Antioch</p>	<p>Pre-construction</p>	

Environmental Impact	Level of Significance Before Mitigation	Mitigation Measure	Level of Significance After Mitigation	Responsible Agency	Timing
		<p>to ensure that all owls have been excluded from the burrows. Each of the burrows shall then be excavated by hand and refilled to prevent reoccupation. Exclusion shall continue until the owls have been successfully excluded from the site, as determined by a qualified biologist. In the event that nesting owls are observed, disturbance to the nests, as determined by a qualified biologist, will be avoided until all young have fledged. The implementation of Mitigation Measure BIO-3a: above, would further ensure that any owls potentially occurring on the project site during the nesting seasons would not be harmed.</p> <p>Mitigation Measure BIO-7a: Prior to the commencement of construction activities, a preliminary jurisdictional delineation shall be conducted and the results shall be submitted to the ACOE for verification. If ACOE determines that jurisdictional wetlands or other waters are not present, no future actions with the ACOE would be required. If the ACOE and/or RWQCB determine that wetlands and/or other waters under their jurisdiction are present, the applicant will apply for the required permits/certifications prior to any fill of the features and comply with all conditions and mitigation requirements of any such permits. At a minimum, the applicant shall ensure that no net loss of jurisdictional wetlands occurs; this may be achieved through purchasing credits at an approved wetland mitigation bank or through the creation and implementation of a wetland creation plan.</p> <p>Mitigation Measure BIO-7b: Prior to the commencement of construction activities, the applicant shall coordinate with the CDFW regarding their potential jurisdiction over the onsite drainage ditch. If CDFW takes jurisdiction over the drainage ditch, then the applicant will apply for and obtain a Lake and Streambed Alteration Agreement prior to disturbance to the drainage ditch.</p>	<p>Less-than-significant</p>	<p>City of Antioch</p>	<p>Pre-construction</p>
<p>Cultural Resources</p> <p>The project could potentially damage or destroy Native American cultural resources through</p>	<p>Potentially Significant Unless Mitigation</p>	<p>Mitigation Measure CUL-1: In the event that unrecorded archaeological resources are encountered during project grading, site preparation, or construction, the City shall require that construction and/or grading activities within 100 feet of any find is temporarily</p>	<p>Less-than-significant</p>	<p>City of Antioch</p>	<p>During construction</p>

All

Environmental Impact	Level of Significance Before Mitigation	Mitigation Measure	Level of Significance After Mitigation	Responsible Agency	Timing
Grading and soil disturbances.	Incorporated	<p>halted until a qualified archaeologist meeting federal criteria under 36 CFR 61 can assess the significance of the find and provide proper management recommendations. Prehistoric cultural material includes, but is not limited to, shell riden deposits, hearth remains, stone and/or shell artifacts, and/or burials. Historic material, including but not limited to whole or fragmentary ceramic, glass or metal objects, wood, nails, brick, or other materials may occur within the project site in deposits such as old privies, dumps, or even as part of the fill.</p> <p>Deposits of prehistoric or historic archaeological materials are optimally avoided by project activities. However, if the deposits cannot be avoided, the City shall require that a qualified archaeologist evaluate the resources for their potential historic significance. If the deposits are determined to be historically significant by the qualified archaeologist, the resources are optimally avoided, but if avoidance is not feasible, impacts shall be mitigated in accordance with the recommendations of the qualified archaeologist, in coordination with the City and CEQA Guidelines Section 15126.4 (b)(3)(C), which requires implementation of a data recovery plan. Upon completion of the qualified archaeologist's assessment, he/she shall prepare a report documenting the methods and results, and provide recommendations for the treatment of the discovered archaeological materials. The report shall be submitted to the City and the Northwest Information Center. Once the report is reviewed and approved by the City and any appropriate resource recovery and/or mitigation measures are completed, project construction activity within the area of the find may resume.</p>	Less-than-significant	City of Antioch	Pre-construction
<p>Mitigation Measure CUL-2: Prior to the issuance of grading permits, the City shall require that the project applicant and contractor provide documentation that all construction crews that will work on the project site have undergone a training session to inform them of the potential for previously undiscovered archaeological resources, federal or state-eligible cultural resources, and human remains within the project site, of the laws protecting these resources and</p>					

A12

Environmental Impact	Level of Significance Before Mitigation	Mitigation Measure	Level of Significance After Mitigation	Responsible Agency	Timing
<p>The project site could be subject to moderate to strong seismic ground</p>	<p>Potentially Significant Unless</p>	<p>Mitigation Measure GEO-1: Prior to the issuance of building permits, the City shall ascertain that all buildings and structures on the project site will be constructed in conformance with the provisions of the</p>	<p>Less-than-significant</p>	<p>City of Antioch</p>	<p>Design</p>

Environmental Impact	Level of Significance Before Mitigation	Mitigation Measure	Level of Significance After Mitigation	Responsible Agency	Timing
<p>shaking should earthquakes occur along the five major active faults located within 45 miles of the project site.</p>	<p>Mitigation Incorporated</p>	<p>most recent version of the California Uniform Building Code (UBC) adopted by the City. The Geotechnical Study prepared by The PRA Group, Inc., January 31, 2007, incorporated herein by reference, includes seismic shaking criteria for consideration by the project structural engineer in the design of the building foundation. The final choice of design parameters remains the purview of the project structural engineer, subject to the review and approval of the City Engineer.</p>	<p>Less-than-significant</p>	<p>City of Antioch</p>	<p>Pre-construction</p>
<p>Hazards & Hazardous Materials</p>					
<p>The project could potentially create a significant hazard to the public or the environment through reasonably foreseeable upset and accident conditions involving the release of hazardous materials into the environment.</p>	<p>Potentially Significant Unless Mitigation Incorporated</p>	<p>Mitigation Measure HAZ-1: Prior to the issuance of any grading permit, the project applicant shall enlist a qualified professional to prepare a Phase II ESA under pertinent industry standards and state/local guidelines. The Phase II ESA shall, at minimum, consist of the collection and analysis of soil samples to determine the presence/concentration of hazardous materials. The findings of this investigation shall be documented in a written report and submitted to the City. If the results of the Phase II ESA confirm the presence of hazards or hazardous materials, site remediation shall be required with oversight by applicable state and local regulatory agencies, depending on the nature and extent of contamination. The impact of specific remedies implemented on air quality and resulting health</p>	<p>Less-than-significant</p>	<p>City of Antioch</p>	<p>Pre-construction</p>

Environmental Impact	Level of Significance Before Mitigation	Mitigation Measure	Level of Significance After Mitigation	Responsible Agency	Timing
<p>Noise</p> <p>The project could result in a substantial increase in ambient noise levels through construction activities unless best management controls are implemented at the construction site.</p>	<p>Potentially Significant Unless Mitigation Incorporated</p>	<p>Mitigation Measure NOI-1: The following construction best management controls, as identified in the Antioch General Plan and Municipal Code and the Brentwood General Plan, shall be implemented at the construction site:</p> <ul style="list-style-type: none"> • Per the most conservative restrictions between Section 5-17.04 of the City's Municipal Code and Action N 1e of City of Brentwood's General Plan, construction activities, including haul truck deliveries, shall be limited to the hours of: 8:00 AM to 5:00 PM on weekdays within 300 feet of occupied dwelling units, and the Heritage Baptist Church and Academy, <ul style="list-style-type: none"> ▪ 7:00 AM to 6:00 PM on weekdays for construction located more than 300 feet from occupied dwelling units and the Heritage Baptist Church/Academy, ▪ 9:00 AM to 5:00 PM on Saturdays, and ▪ No construction shall occur on Sundays or public holidays. • Prohibit unnecessary idling of internal combustion engines. Equip all equipment driven by internal combustion engines with mufflers which are in good mechanical condition, appropriate for the equipment, and no less effective than those originally installed by the manufacturer. • Utilize "quiet" air compressors and other stationary noise sources where technology exists. • Locate stationary noise-generating equipment such as air compressors or portable power generators as far as possible from sensitive receptors and place equipment so that emitted noise is directed away from nearby sensitive receptors. • Construct temporary noise barriers, where feasible, to screen stationary noise-generating equipment when located within 200 	<p>Less-than-significant</p>	<p>City of Antioch</p>	<p>During construction</p>

Environmental Impact Level of Significance Before Mitigation	Mitigation Measure	Level of Significance After Mitigation	Responsible Agency	Timing
	<p>feet of adjoining sensitive land uses. Temporary noise barrier fences would provide a 5 dBA noise reduction if the noise barrier interrupts the line-of-sight between the noise source and receiver and if the barrier is constructed in a manner that eliminates any cracks or gaps.</p> <ul style="list-style-type: none"> Control noise from construction workers' radios to a point where they are not audible at existing residences bordering the project site. Construct units at the perimeter of the site and immediately adjacent to existing residences as early as possible so that the completed buildings will provide acoustical shielding for existing residences to the north and west. Constructing units along the western and northern perimeters of the site would provide approximately 10 dB of noise reduction during the remainder of project construction activities. Designate a "disturbance coordinator" who would be responsible for responding to any local complaints about construction noise. The disturbance coordinator will determine the cause of the noise complaint (e.g., starting too early, bad muffler, etc.) and instituting reasonable measures as warranted to correct the problem. Conspicuously post a telephone number for the disturbance coordinator at the construction site and include it in the notice sent to neighbors regarding the construction schedule. Coordinate with the City to notice to the residents immediately adjacent to the project site and the Heritage Baptist Academy regarding the project construction schedule. The notice shall include the contact information for the disturbance coordinator. <p>Mitigation Measure NOI-2: Prior to the issuance of a grading permit, the applicant shall submit a construction-related noise mitigation plan to the Community Development Director for review and approval. The plan should depict the location of construction equipment, storage, and maintenance areas, and document incorporation of the best management controls identified in Mitigation Measure NOI-1 above.</p>	Less-than-significant	City of Antioch	Pre-construction
Public Services				

Environmental Impact	Level of Significance Before Mitigation	Mitigation Measure	Level of Significance After Mitigation	Responsible Agency	Timing
The project would contribute incrementally to a currently existing need for an additional fire facility.	Potentially Significant Unless Mitigation Incorporated	Mitigation Measure PUB-1: At the time of building permit issuance, the City shall impose and collect a fire facility impact fee according to the fee schedule established by the City and in place at the time of tentative map approval.	Less-than-significant	City of Antioch	Pre-construction

ATTACHMENT "B"

ORDINANCE NO. _____

AN ORDINANCE OF THE CITY COUNCIL OF THE CITY OF ANTIOCH APPROVING A DEVELOPMENT AGREEMENT BETWEEN THE CITY OF ANTIOCH AND MISSION PEAK HOMES, INC., FOR THE HEIDORN VILLAGE PROJECT

The City Council of the City of Antioch does ordain as follows:

Section 1. To strengthen the public planning process, encourage private participation in comprehensive planning and reduce the economic risk of development, the Legislature of the State of California adopted Section 65864, *et. seq.* of the Government Code, with authorizes the City of Antioch ("City") to enter into an agreement with any person having a legal or equitable interest in real property providing for the development of such property in order to establish certainty in the development process.

Section 2. The City of Antioch previously adopted an implementing ordinance (Article 32 of the Zoning Ordinance) authorizing and regulating the use of Development Agreements.

Section 3. The Planning Commission conducted a duly noticed public hearing on November 4, 2015 at which it recommended to the City Council that the Development Agreement be approved. The City Council held a duly noticed public hearing on January 12, 2016 at which all interested persons were allowed to address the Council on the Development Agreement.

Section 4. The City Council finds that the Development Agreement is consistent with the City's General Plan as well as all provisions of the City's Zoning Ordinance and Municipal Code. The City Council finds that the Development Agreement implements General Plan objectives by providing housing opportunities and needed infrastructure. The Development Agreement will not be detrimental to the health, safety and general welfare and will not adversely affect the orderly development of property or the preservation of property values. The City Council has considered the effect of the Development Agreement on the housing needs of the region in which the City is situated and has balanced these needs against the public service needs of its residents and available fiscal and environmental resources by requiring a HOA to maintain certain improvements and formation of a revenue generating mechanism to fund police services.

Section 5. An Initial Study, Mitigated Negative Declaration and Mitigation Monitoring and Reporting Program was adopted for the proposed project. The City Council has concluded that there have been no substantial changes to the project through the Development Agreement and there are no new significant environmental effects or an increase in previously identified effects. In addition, there is no new information of substantial importance which was not known and could not have been known which

shows new significant environmental effects. Therefore, no subsequent or supplemental environmental review is required under CEQA Guidelines Section 15162.

Section 6. The Development Agreement included as Exhibit A is hereby approved, subject to minor and clarifying revisions approved by the City Manager and City Attorney, and the City Manager is authorized and directed to sign it on behalf of the City of Antioch.

* * * * *

I HEREBY CERTIFY that the foregoing Ordinance was introduced at a regular meeting of the City Council of the City of Antioch, held on the 12th day of January, 2016, and passed and adopted at a regular meeting thereof, held on the ___ day of ___, 2016.

AYES:

NOES:

ABSENT:

Wade Harper, Mayor of the City of Antioch

ATTEST:

Arne Simonsen, City Clerk of the City of Antioch

EXHIBIT A

RECORDING REQUESTED BY AND
WHEN RECORDED MAIL TO:

City of Antioch
200 H Street
Antioch, CA 94509
Attention: City Clerk

(Space Above This Line Reserved For Recorder's Use)
Exempt from Recording Fees Pursuant to Gov. Section 27383

DEVELOPMENT AGREEMENT BETWEEN THE CITY OF ANTIOCH AND MISSION PEAK HOMES, INC.

THIS DEVELOPMENT AGREEMENT ("**Agreement**") by and between the City of Antioch, a municipal corporation ("**City**") and Mission Peak Homes, Inc., a California corporation ("**Developer**") (each a "**Party**" and collectively the "**Parties**"), pursuant to the authority of Division 1, Chapter 4, Article 2.5, Sections 65864 et seq. of the Government Code (the "**Statute**") is entered into as of _____, (the "**Effective Date**") in the following factual context:

A. To strengthen the public planning process, encourage private participation in comprehensive planning and reduce the economic risk of development, the California State Legislature enacted the Statute, which authorizes the City to enter into a development agreement with any person having a legal or equitable interest in real property regarding the development of such property.

B. Developer has an interest in that approximately 20.3 acres of real property located in the City of Antioch, Contra Costa County more particularly described in Exhibit A (the "**Property**") which it plans to develop as a single-family residential subdivision of 117 units (the "**Project**").

C. In order to effectuate development of the Project, Developer has submitted an application for a Rezoning as required under the Planned Development zoning ("**Rezoning Amendment**"), a Use Permit, a vesting tentative map to subdivide the Property ("**Tentative Map**") and design review approvals. The approvals listed above are sometimes referred to as "**Project Approvals**" and are set forth in Exhibit B.

D. An Initial Study/Mitigated Negative Declaration was prepared in accordance with CEQA to provide the environmental analysis on the Project Approvals. Any mitigation conditions imposed on the Project by the terms of the Initial Study/Mitigated Negative Declaration shall also be included as a part of the Project Approvals.

E. Developer and the City desire to enter into this Agreement to vest Developer with the right to develop the Property consistent with the Project Approvals. In exchange for the

covenants contained in this Agreement and the continued commitment of Developer to continue to provide the benefits described in the Project Approvals and any other necessary approvals required by the City that are consistent with and necessary to implement the Project Approvals (“**Subsequent Approvals**”), when and if the Project proceeds, and in order to encourage the investment by it necessary to do so, the City is willing to enter into this Agreement to set forth the right of Developer to complete the Project as provided in this Agreement.

F. On November 4, 2015, at a duly noticed public hearing, the Planning Commission considered and recommended approval of the Mitigated Negative Declaration, Rezoning Amendment, Use Permit, Tentative Map and this Agreement to the City Council pursuant to Resolution No. 2015/25.

G. On January 12, 2016, at a duly noticed public hearing, the City Council approved the 1) Mitigated Negative Declaration pursuant to Resolution No. ____, 2) Rezoning Amendment pursuant to Ordinance No. ____, 3) Use Permit pursuant to Resolution No. ____, and 4) Tentative Map pursuant to Resolution No. ____.

H. The City Council has found that, among other things, this Agreement and the Project Approvals, are consistent with its General Plan and has been reviewed and evaluated in accordance with California Government Code §§65864 *et seq.*

I. On January 26, 2016, at a duly noticed public hearing, the City Council adopted Ordinance No. _____ approving this Agreement, a copy of which is attached as **Exhibit C.**

AGREEMENT

In this factual context and intending to be legally bound, the Parties agree as follows:

ARTICLE 1 TERM AND APPLICABLE LAW

The term of this Agreement shall commence as of the Effective Date and continue for ten years from the Effective Date (the “**Term**”). The expiration of the Term shall not be interpreted to, and shall not affect, terminate or waive any additional rights that Developer may have that exist independently of this Agreement and derive from common law vesting or other laws or regulations of the State or the City.

ARTICLE 2 COVENANTS OF DEVELOPER

2.1. Obligations of Developer Generally. Developer shall have no obligation to proceed with, or complete the Project at any particular time or at all. However, if Developer proceeds, it shall comply the Applicable Law, as defined below in Section 2.2.

2.2. Applicable Law. The rules, regulations, and official policies governing permitted uses of the Property, density, maximum height and size of buildings and improvement requirements applicable to development of the Property shall be the ordinances, rules, regulations, and official policies in force on the Effective Date (collectively, the “**City**

Regulations”), except as otherwise expressly provided in the Project Approvals or this Agreement. The law applicable to the Project shall be (a) the City Regulations, (b) the Project Approvals and (c) this Agreement (collectively, the “**Applicable Law**”). If there is a conflict between this Agreement and the City Regulations or Project Approvals, this Agreement shall control. If there is a conflict between the Project Approvals and the City Regulations, the Project Approvals shall control.

2.3. Development Fees. Developer shall pay when due all applicable development fees in effect as of the Effective Date, and shall pay such fees at the rates and in the amounts applicable at the time of payment. Developer has agreed to complete certain improvements required by the Project Approvals to Prewett Ranch Road and Heidorn Ranch Road, as described in the Project Approvals, and shall therefore not be subject to any future traffic fees related to roadway improvements.

2.4. Processing Fees. In addition, Developer shall pay processing fees and charges of every kind and nature imposed by City, including planning processing deposits, to cover the actual costs to City of processing applications for Subsequent Approvals or for monitoring compliance with and review submittals for any Subsequent Approvals, as such fees and charges are adjusted from time to time. The foregoing notwithstanding, no fees other than processing fees shall be due before approval of the final map, unless earlier payment is expressly required by the Project Approvals.

2.5. Construction and Timing of Improvements. Developer shall construct the improvements required by, and more particularly described in, the Project Approvals set forth in Exhibit B, and the conditions of approval required by such Project Approvals. Developer shall perform the work in accordance with the standards and specifications established by Applicable Law. To the extent there are no such standards or specifications, the work shall be performed in accordance with industry standards and in good and workmanlike manner, as approved by the City Engineer.

2.6. Subdivision and Other Agreements; Multiple Final Maps. Developer shall execute and perform its obligations as set forth in any Subdivision Improvement Agreements required or permitted by Applicable Law to obtain approval of final maps. Developer may file multiple final maps in accordance with 3.5 below.

2.7. Prewett Ranch Road.

2.7.1 Construction. Developer shall design, construct and install interim and ultimate improvements to Prewett Ranch Road, as more particularly described in the conditions of approval attached in Exhibit B, and depicted on the Tentative Map (“**Prewett Ranch Road Improvements**”).

2.7.2 Reimbursement.

(a) Prior to the recording of the first final map for the Project, Developer may establish a Community Facilities District or other land-based financing mechanism, at the discretion and sole cost of Developer, which mechanism shall provide for the construction of the Prewett Ranch Road Improvements, and establish fair and reasonable

assessments of each affected property owner. City shall reasonably cooperate with Developer in the formation of such financing mechanism. Alternatively, Developer and City may pursue another mechanism, such as a reimbursement agreement, to provide for reimbursement to Developer, as described in Section 2.7.2(b) and (c) below, provided such method is acceptable to the City in its reasonable discretion.

(b) Pursuant to the reimbursement mechanism determined in accordance with section 2.7.2(a) above, Developer shall be reimbursed for 100 percent of its costs associated with the portion of the Prewett Ranch Road Improvements that consist of the ultimate surface improvements south of the centerline of Prewett Ranch Road, excluding costs associated with the median from Heidorn Ranch Road to Alvar Street.

(c) Pursuant to the reimbursement mechanism determined in accordance with section 2.7.2(a) above, Developer shall be reimbursed for 50 percent of its costs associated with the portion of the Prewett Ranch Road Improvements that consist of the underground improvements that are not required to serve the Property.

(d) City shall condition future developers to reimburse Developer for their portion of the costs of the Prewett Ranch Road Improvements, if and when such properties develop, based on the reimbursement mechanism put in place by the Parties pursuant to section 2.7.2(a) above.

2.8. Heidorn Ranch Road.

2.8.1 Construction. Developer shall design, construct and install interim and ultimate improvements to Heidorn Ranch Road, as more particularly described in the conditions of approval attached in Exhibit B, and depicted on the Tentative Map, including those portions located within the City of Brentwood (“**Heidorn Ranch Road Improvements**”).

2.8.2 Reimbursement from City upon Completion. Upon completion by Developer and acceptance by the City of the Heidorn Ranch Road Improvements, City shall reimburse Developer the amount of \$500,000.00, which City previously received for such construction.

2.8.3 Additional Reimbursement.

(a) Prior to the recording of the first final map for the Project, Developer may establish a Community Facilities District or other land-based financing mechanism, at the discretion and sole cost of Developer, which mechanism shall provide for the construction of the Heidorn Ranch Road Improvements, and establish fair and reasonable assessments of each affected property owner. City shall reasonably cooperate with Developer in the formation of such financing mechanism. Alternatively, Developer and City may pursue another mechanism, such as a reimbursement agreement, to provide for reimbursement to Developer of the cost of any oversized infrastructure, provided such method is acceptable to the City in its reasonable discretion.

(b) City shall condition future developers within the City to reimburse Developer for their portion of the costs of the Heidorn Ranch Road Improvements, if and when

such properties develop, based on the reimbursement mechanism put in place by the Parties pursuant to section 2.8.3(a) above.

(c) Further, City shall work in good faith with the City of Brentwood to seek reimbursement to Developer for the costs of those Heidorn Ranch Road Improvements that would serve development within the City of Brentwood as development occurs adjacent to Heidorn Ranch Road and/or the City of Brentwood makes funding available for such reimbursement.

2.9. Sewer Line Improvements.

2.9.1 Construction. Developer shall design and construct sewer improvements to Heidorn Ranch Road as more particularly described in the conditions of approval attached in Exhibit B (“**Sewer Line Improvements**”).

2.9.2 Reimbursement.

(a) Prior to the recording of the first final map for the Project, Developer may establish a Community Facilities District or other land-based financing mechanism, at the discretion and sole cost of Developer, which mechanism shall provide for the construction of the Sewer Line Improvements, and establish fair and reasonable assessments of each affected property owner. City shall reasonably cooperate with Developer in the formation of such financing mechanism. Alternatively, Developer and City may pursue another mechanism, such as a reimbursement agreement, to provide for reimbursement to Developer, provided such method is acceptable to the City in its reasonable discretion.

(b) Pursuant to the financing mechanism determined in accordance with section 2.9.2(a) above, Developer shall be reimbursed for the differential costs associated with (i) a pipe size greater than 8 inches in diameter; and (ii) the additional trench depth necessary to serve developments south of the Project (the “**Sewer Reimbursement Cost**”). The proportionate share applicable to each affected property owner will be determined based upon the estimated number of potential sewer connections at the time of implementation of the reimbursement mechanism. For example, if the Sewer Reimbursement Cost is estimated to be \$200,000 and there are 3,000 estimated sewer connections, the reimbursement would be \$66.67 per connection ($\$200,000/3,000$).

(c) City shall condition future developers within the City to reimburse Developer for their portion of the costs of the Sewer Line Improvements if and when such properties develop, based on the reimbursement mechanism put in place by the Parties pursuant to section 2.9.2(a) above.

2.10. Front Yard Landscaping. Developer shall form an Homeowner’s Association (“**HOA**”) for the Project, which HOA shall maintain the front yards of all homes in the Project. The Covenants, Conditions and Restrictions (“**CC&Rs**”) for the Project shall include provisions regarding the requirement of the HOA to maintain front yard landscaping and shall be subject to City review as set forth in the Project Approvals.

2.11. Police Services Funding.

2.11.1 Formation of a Financing Mechanism. In order to assist the City in meeting a police force level within a range of 1.2 to 1.5 officers per 1,000 residents as set forth in Performance Standard 3.5.3.1 of the General Plan, at the direction of the City, Developer shall create on the Property, a land based financing mechanism in the form of a community facilities district, special tax or other means (“**Financing Mechanism**”). The City and Developer shall work cooperatively in forming the Financing Mechanism. The costs for forming the Financing Mechanism, including consultant costs, shall be paid by Developer (“**Formation Costs**”). It is the intent of the City to require other properties, as they develop, to annex into this Financing Mechanism. For those properties that will be required to annex into the Financing Mechanism, the City shall require, by imposing a condition of approval, inserting a requirement in a development agreement or otherwise, an obligation on that property owner to reimburse Developer for that property owner’s fair share of the Formation Costs. The City shall require this reimbursement obligation to occur at the earlier of the filing of a final map or issuance of a building permit on the effected property. The City shall collect the reimbursement amount on behalf of Developer and distribute that amount to Developer. Developer shall provide the Formation Costs, with supporting documentation, to the City.

2.11.2 Financial Obligation for Developer. The amount of the financial obligation through the Financing Mechanism for the Property shall not exceed an initial amount of \$445.00 per lot (calculated as 1.35 officers per 1,000 resident under Performance Standard 3.5.3.1 of the General Plan), with annual increases based on the Consumer Price Index for the San Francisco Bay Area. The requirements of this Section 2.11 shall be waived by the City if the City imposes a special tax or other form of revenue generation on all City residents dedicated specifically for the purpose of funding police services, which shall not include the business license tax approved by voters in 2014 (Measure O) or any additional sales tax or extension of such sales tax.

ARTICLE 3 COVENANTS OF THE CITY

3.1. Obligations of City Generally. The City shall act in good faith to accomplish the intent of this Agreement, to protect Developer’s vested rights provided by this Agreement, and to ensure this Agreement remains in full force and effect. City shall cooperate with Developer so that it receives the benefits of and the rights vested by this Agreement, including prompt and timely action and assistance in (a) forming a Communities Facilities District(s) or other appropriate financing district(s) or mechanisms, and (b) obtaining from other governmental entities necessary or desirable permits or other approvals for the Project.

3.2. Eminent Domain. Developer shall purchase any and all real property interests necessary to allow it to construct the public improvements required by the Project Approvals and Subsequent Approvals. In the event that an affected property owner has rejected an offer by Developer, based upon fair market value as determined by an appraisal prepared by a City-approved appraiser in cooperation with City, Developer may request City assistance. Provided that Developer provides adequate funding and enters into an agreement with the City setting forth the terms of City’s obligations, in a form approved by City in its reasonable discretion, and subject to the conditions set forth in the last sentence of this Section 3.2, City shall promptly and timely negotiate and seek the purchase of the necessary property, including if necessary and

appropriate, the City's use of its power of eminent domain to acquire such real property interests. Developer shall pay all costs associated with such acquisition or condemnation proceedings. Nothing herein is intended to or shall prejudice or commit City regarding any findings and determinations required to be made in connection with adoption of a resolution of necessity.

3.3. Vested Development Rights. The City confirms and grants to Developer the vested right to develop the Property in accordance with the Project Approvals, Subsequent Approvals and this Agreement. This Agreement shall be enforceable as set forth in Section 9.2 below.

3.4. Permitted Uses. The permitted uses of the Property; the density and intensity of use of the Property; the maximum height, bulk and size of buildings, except as such may be limited by any design review approvals yet to be obtained; and provisions for reservation or dedication of land for public purposes are as set forth in the Project Approvals, which City confirms and vests by this Agreement. City shall not require Developer to reserve or dedicate land for public purposes except as expressly required by the Project Approvals.

3.5. Life of Vesting Tentative Subdivision Map. By approval of this Agreement, City extends and vests the term of the Tentative Map approved by Resolution No. 2016/ _____ for the term of this Agreement (including any subsequent extensions). The term of this Agreement and of the Tentative Map shall be extended automatically by a time period equal to the sum of any periods of time during which a development moratorium, as defined in Section 66452.6(f) of the Subdivision Map Act (the "**Map Act**"), is in effect. The term of each Project Approval and any other permit issued by City in conjunction with the Tentative Map as provided in Section 66452.12 of the Map Act shall expire no sooner than (a) the Tentative Map or (b) the term otherwise applicable to the Project Approval or permit if this Agreement were not in effect, whichever occurs later. The City shall not require Developer to enter into any subdivision or other agreement that is inconsistent with this Agreement or the Project Approvals or that requires more work than is required by them, provided however that the Parties agree and understand that Developer will be required to enter into subdivision improvement agreements as set forth in 2.5 above. The City shall allow Developer to file multiple final maps, if Developer desires, in accordance with Section 66456.1 of the Map Act.

3.6. City's Reservations of Authority. Notwithstanding any other provision of this Agreement to the contrary, the following regulations and provisions shall apply to the development of the Property:

3.6.1 Regulations regarding processing fees and charges, provided such procedures are uniformly applied on a City-wide basis to all substantially similar types of development projects and properties.

3.6.2 Regulations relating to hearing bodies, petitions, applications, notices, findings, records, hearings, reports, recommendations, appeals and any other matter of procedure, provided such procedures are uniformly applied on a City-wide basis to all substantially similar types of development projects and properties.

3.6.3 Regulations governing construction standards and specifications, including (a) City's building code, plumbing code, mechanical code, electrical code, fire code and grading code, (b) all uniform construction codes applicable in City at the time of building permit issuance, and (c) design and construction standards for road and storm drain facilities; provided any such regulation has been adopted and uniformly applied by City on a citywide basis and has not been adopted for the purpose of preventing or otherwise limiting construction of all or any part of the Project.

3.6.4 New City ordinances and regulations that may be in conflict with this Agreement or the Project Approvals but that are necessary to protect persons or property from dangerous or hazardous conditions that create a threat to the public health or safety or create a physical risk, based on findings by the City Council identifying the dangerous or hazardous conditions requiring such changes in the law, where there are no feasible alternatives to the imposition of such changes, and how such changes would alleviate the dangerous or hazardous condition. Changes in laws, regulations, plans or policies that are specifically mandated and required by changes in state or federal laws or regulations that require such to apply to the Project.

3.6.5 Notwithstanding anything to the contrary provided herein, as provided in the Statute at Section 65869.5: "In the event that state or federal law or regulations, enacted after this Agreement has been entered into, prevent or preclude compliance with one or more provisions of this Agreement, such provisions of this Agreement shall be modified or suspended as may be necessary to comply with such state or federal laws or regulations."

3.6.6 Notwithstanding anything to the contrary provided herein, Developer shall have the right to challenge in court any City ordinance, policy, regulation or standard that would conflict with Applicable Law or this Agreement or reduce the development rights provided by this Agreement.

ARTICLE 4 AMENDMENT

4.1. Amendment to Approvals. To the extent permitted by state and federal law, any Project Approval or Subsequent Approvals (hereafter in the ARTICLE 4, an "**Approval**") may, from time to time, be amended or modified in the following manner:

4.1.1 Administrative Project Amendments. Upon the written request of Developer for an amendment or modification to an Approval, the Director of Community Development, or his/her designee (collectively "**Authorized Official**") shall determine: (i) whether the requested amendment or modification is minor when considered in light of the Project Approvals as a whole; and (ii) whether the requested amendment or modification is substantially consistent with Applicable Law. If the Authorized Official finds that the proposed amendment or modification is minor, substantially consistent with Applicable Law, and will result in no new significant environmental impacts, the amendment shall be determined to be an "**Administrative Project Amendment**" and the Authorized Official may, except to the extent

otherwise required by law, approve the Administrative Project Amendment, following consultation with other relevant City staff, without notice and public hearing. Without limiting the generality of the foregoing, lot line adjustments, non-substantial reductions in the density, intensity, scale or scope of the Project, minor alterations in vehicle circulation patterns or vehicle access points, substitutions of comparable landscaping for any landscaping shown on any final development plan or landscape plan, variations in the design and location of structures that do not substantially alter the design concepts of the Project, variations in the location or installation of utilities and other infrastructure connections or facilities that do not substantially alter the design concepts of the Project Approvals, and minor adjustments to the Property diagram or Property legal description shall be treated as Administrative Project Amendments.

4.1.2 Non-Administrative Amendments. Any request of Developer for an amendment or modification to an Approval which is determined not to be an Administrative Project Amendment as set forth above shall be subject to review, consideration and action pursuant to the Applicable Law and this Agreement.

4.1.3 Amendment Exemptions. Amendment of an Approval requested by Developer shall not require an amendment to this Agreement. Instead, the amendment automatically shall be deemed to be incorporated into the Project Approvals and vested under this Agreement.

4.2. Amendment of This Agreement. This Agreement may be amended from time to time, in whole or in part, by mutual written consent of the Parties or their successors in interest, as follows:

4.2.1 Administrative Amendments. The City Manager and City Attorney are authorized on behalf of the City to enter into any amendments to this Agreement other than amendments which substantially affect (i) the term of this Agreement (excluding extensions of time for performance of a particular act), (ii) permitted uses of the Property, (iii) provisions for the reservation or dedication of land, (iv) the density or intensity of use of the Property or the maximum height or size of proposed buildings, or (v) monetary payments by Developer. Such amendments (“**Administrative Agreement Amendment**”) shall, except to the extent otherwise required by law, become effective without notice or public hearing.

4.2.2 Non-Administrative Amendments. Any request of Developer for an amendment or modification to this Agreement which is determined not to be an Administrative Agreement Amendment as set forth above shall be subject to review, consideration and action pursuant to the Applicable Law and this Agreement.

ARTICLE 5 ASSIGNMENT, TRANSFER AND MORTGAGEE PROTECTION

5.1. Assignment of Interests, Rights and Obligations. Nothing herein limits the right of Developer to freely alienate or transfer all or any portion of the Property. However, Developer may only transfer or assign all or any portion of its interests, rights or obligations under this Agreement or the Project Approvals, including any amendments thereto (a “**Transfer**”), subject to the requirements for City’s consent set forth in this ARTICLE 5, to a

third party who acquires an interest or estate in the Property or any portion thereof including, without limitation, purchasers or ground lessees of lots, parcels or improvements (a “**Transferee**”).

5.2. Transfer Agreements.

5.2.1 Written Agreement. In connection with a Transfer by Developer (other than a Transfer by Developer to an Affiliated Party (as defined below), to a Mortgagee (as defined below in 5.4) or to a Home Purchaser (as defined below in 5.3)), Developer and the Transferee shall enter into a written agreement (a “**Transfer Agreement**”), with City’s consent in writing to the Transfer, regarding the respective interests, rights and obligations of Developer and the Transferee in and under this Agreement and the Project Approvals. Such Transfer Agreement may (i) release Developer from obligations under this Agreement or the Project Approvals that pertain to that portion of the Project being transferred, as described in the Transfer Agreement, provided that the Transferee expressly assumes such obligations, (ii) transfer to the Transferee vested rights to improve and use that portion of the Project being transferred, and (iii) address any other matter deemed by Developer to be necessary or appropriate in connection with the transfer or assignment. Developer shall notify the City in writing that it plans to execute a Transfer Agreement at least 60 days in advance of the execution date and provide City with such information as may be required by City to demonstrate the Transferee’s qualifications and financial ability to complete the Project. City shall have 30 days from the date of such notice to review the information and provide a determination to Developer. City may withhold its consent if the City reasonably determines that the Transferee, or an entity with similar or related ownership or control as Transferee, has been a party to litigation filed against the City or if the Transferee lacks the financial ability to complete the Project. If City consents to the Transfer, Developer shall be released from its obligations as provided in the Transfer Agreement. If City does not consent to the Transfer, City shall provide its reasons in writing and shall meet with Developer in good faith to determine what additional information may be necessary for City to provide its consent. An “**Affiliated Party**” is defined as any corporation, limited liability company, partnership or other entity which is controlling of, controlled by, or under common control with Developer, and “**control**,” for purposes of this definition, means effective management and control of the other entity, subject only to major events requiring the consent or approval of the other owners of such entity.

5.2.2 Binding. Any Transfer Agreement shall be binding on Developer, the City and the Transferee, but shall not release Developer absent express language in the Transfer Agreement. Upon recordation in the Official Records of Contra Costa County of any Transfer Agreement, Developer shall be released from those obligations assumed by the Transferee therein, subject to the provisions of 5.2.1 above.

5.3. Home Purchaser. The burdens, obligations and duties of Developer under this Agreement shall terminate with respect to, and neither a Transfer Agreement nor the City’s consent shall be required in connection with, any single-family residence conveyed to a purchaser or leased for a period in excess of one year. The Transferee in such a transaction and its successors (“**Home Purchaser**”) shall be deemed to have no obligations under this Agreement.

5.4. Mortgage Protection. This Agreement shall be superior and senior to any lien placed upon the Property or any portion thereof after the date of recording of this Agreement, including the lien of any deed of trust or mortgage (“**Mortgage**”). The foregoing notwithstanding, no breach of this Agreement shall defeat, render invalid, diminish or impair the lien of any Mortgage made in good faith and for value, but all of the terms and conditions contained in this Agreement (including but not limited to the City’s remedies to terminate the rights of Developer and its successors and assigns under this Agreement, to terminate this Agreement, and to seek other relief as provided in this Agreement) shall be binding upon and effective against any person or entity, including any deed of trust beneficiary or mortgagee (“**Mortgagee**”) who acquires title to the Property, or any portion thereof, by foreclosure, trustee’s sale, deed in lieu of foreclosure, or otherwise.

5.4.1 Mortgagee Not Obligated. The provisions of 5.4 notwithstanding, no Mortgagee shall have any obligation or duty under this Agreement to construct or complete the construction of improvements, or to guarantee such construction or completion; provided, however, that a Mortgagee shall not be entitled to devote the Property to any uses or to construct any improvements other than those uses or improvements provided for or authorized by this Agreement, or otherwise under the Project Approvals.

5.4.2 Notice of Default to Mortgagee. If the City receives a written notice from a Mortgagee or from Developer requesting a copy of any notice of default given Developer and specifying the address for notice, then the City shall deliver to the Mortgagee at the Mortgagee’s cost, concurrently with delivery to Developer, any notice with respect to any claim by the City that Developer committed an event of default. Each Mortgagee shall have the right during the same period available to Developer to cure or remedy, or to commence to cure or remedy, the event of default claimed or the areas of noncompliance set forth in the City’s notice. The City Manager is authorized on behalf of the City to grant to the Mortgagee an extension of time to cure or remedy, not to exceed an additional 60 days.

**ARTICLE 6
COOPERATION IN THE EVENT OF LEGAL CHALLENGE; INDEMNITY**

6.1. Indemnity. Developer shall defend, indemnify, and hold harmless the City from any legal action brought by any third party concerning: (i) the validity, legality, or constitutionality of any term, condition, obligation, fee, dedication, or exaction required or imposed by this Agreement; (ii) the procedures utilized in or the sufficiency of the environmental review associated with this Agreement; and (iii) the implementation of this Agreement through such further actions, measures, procedures, and approvals as are necessary to satisfy the Agreement’s requirements. Developer shall defend the City with qualified legal counsel subject to the approval of the City Attorney, which approval shall not unreasonably be withheld. Developer shall be exclusively responsible for paying all costs, damages, attorney fees, and other court-ordered compensation awarded to any third party (whether awarded against the City, Developer, or any other party) in any legal action in which its Developer’ duties to defend, indemnify, and hold the City harmless arise under this Section. City shall promptly notify Developer of any action filed and the Parties shall cooperate fully in the defense of any such action.

6.2. Limitations on Indemnity. The parties expressly recognize that the obligations stated in this Article do not require or contemplate that Developer shall indemnify or hold harmless or be responsible for any error, omission, tortious act, intentional act, negligent act, or default of, or any injury caused by, any homeowners association or any City department or dependent special district that is formed by, or that receives funding, as a result of any term or condition of this Agreement.

ARTICLE 7 DEFAULT; TERMINATION; ANNUAL REVIEW

7.1. Default.

7.1.1 Remedies In General; No Damages. City and Developer agree that, as part of the bargained for consideration of this Agreement, in the event of default by either Party, the only remedy shall be declaratory relief or specific performance of this Agreement. In no event shall either Party, or any of their officers, agents, representatives, officials, employees or insurers, be liable to the other Party for damages, whether actual, consequential, punitive or special, for any breach or violation of this Agreement. The Parties agree that any action or proceeding to cure, correct or remedy any default or to enforce any covenant or promise under this Agreement shall be limited solely and exclusively to the remedies expressly provided. Following notice and expiration of any applicable cure periods and completion of the dispute resolution process set forth in ARTICLE 8 below, either Party may institute legal or equitable proceedings to cure, correct, or remedy any default, or to enforce any covenant or promise herein, enjoin any threatened or attempted violation, or enforce by specific performance, declaratory relief or writ of mandate the obligations and rights of the Parties. As noted above, in no event shall either Party be liable for any damages. Any legal action to interpret or enforce the provisions of this Agreement shall be brought in the Superior Court for Contra Costa County, California.

7.1.2 Cure Period. Subject to extensions of time by mutual consent in writing of the Parties, breach of, failure, or delay by either Party to perform any term or condition of this Agreement shall constitute a default. In the event of any alleged default of any term, condition, or obligation of this Agreement, the Party alleging such default shall give the defaulting Party notice in writing specifying the nature of the alleged default and the manner in which such default may be satisfactorily cured ("**Notice of Breach**"). The defaulting Party shall cure the default within 30 days following receipt of the Notice of Breach, provided, however, if the nature of the alleged default is non-monetary and such that it cannot reasonably be cured within such 30-day period, then the commencement of the cure within such time period, and the diligent prosecution to completion of the cure thereafter, shall be deemed to be a cure, provided that if the cure is not diligently prosecuted to completion, then no additional cure period shall be provided. If the alleged failure is cured within the time provided above, then no default shall exist and the noticing Party shall take no further action to exercise any remedies available hereunder. If the alleged failure is not cured, then a default shall exist under this Agreement and the non-defaulting Party may exercise any of the remedies available.

7.1.3 Procedure for Default by Developer. If Developer is alleged to be in default hereunder by City then after notice and expiration of the cure period specified above and

the dispute resolution process set forth in ARTICLE 8 below, City may institute legal proceedings against Developer pursuant to this Agreement, and/or give notice of intent to terminate or modify this Agreement to Developer pursuant to California Government Code Section 65868. Following notice of intent to terminate or modify this Agreement as provided above, the matter shall be scheduled for consideration and review at a duly noticed and conducted public hearing in the manner set forth in Government Code Sections 65865, 65867 and 65868 by the City Council within 60 calendar days following the date of delivery of such notice (the “**Default Hearing**”). Developer shall have the right to offer written and oral testimony prior to or at the time of said public hearing. If the City Council determines that a default has occurred and is continuing, and elects to terminate the Agreement, City shall give written notice of termination of the Agreement to Developer by certified mail and the Agreement shall thereby be terminated 30 days thereafter; provided, however, that if Developer files an action to challenge City’s termination of the Agreement within such 30-day period, then the Agreement shall remain in full force and effect until a trial court has affirmed City’s termination of the Agreement and all appeals have been exhausted (or the time for requesting any and all appellate review has expired). This Section shall not be interpreted to constitute a waiver of section 65865.1 of the Government Code, but merely to provide a procedure by which the Parties may take the actions set forth in Section 65865.1.

7.1.4 Procedure for Default by City. If the City is alleged by Developer to be in default under this Agreement, then after notice and expiration of the cure period and completion of the dispute resolution procedures below, Developer may enforce the terms of this Agreement by an action at law or in equity, subject to the limitations set forth above.

7.2. Excusable Delay; Extension of Time of Performance. In addition to specific provisions of this Agreement, neither Party shall be deemed to be in default where delays in performance or failures to perform are due to, or a necessary outcome of, war, insurrection, strikes or other labor disturbances, walk-outs, riots, floods, earthquakes, fires, casualties, acts of God, enactment or imposition against the Project of any moratorium, or any time period for legal challenge of such moratorium by Developer, or similar basis for excused performance which is not within the reasonable control of the Party to be excused. Litigation attacking the validity of this Agreement or any of the Project Approvals, Subsequent Approvals, or any permit, ordinance, entitlement or other action of a governmental agency other than the City necessary for the development of the Project pursuant to this Agreement, or Developer’ inability to obtain materials, power or public facilities (such as water or sewer service) to the Project, shall be deemed to create an excusable delay as to Developer. Upon the request of either Party, an extension of time for the performance of any obligation whose performance has been so prevented or delayed shall be memorialized in writing. The City Manager is authorized on behalf of the City to enter into such an extension. The term of any such extension shall be equal to the period of the excusable delay, or longer, as may be mutually agreed upon.

7.3. Annual Review. Throughout the term of this Agreement, at least once every 12 months, Developer shall provide City with a written report demonstrating its good-faith compliance with the terms of this Agreement (the “**Written Report**”). City’s City Manager and City Attorney shall review the Written Report to determine whether Developer is in good-faith compliance with the terms of the Agreement and, if they have concerns about Developer’s compliance, shall schedule a review before the City Council (the “**Periodic Review**”). At least

10 days prior to the Periodic Review, the City shall provide to Developer a copy of any staff reports and documents to be used or relied upon in conducting the review (and, to the extent practical, related exhibits) concerning Developer's performance. Developer shall be permitted an opportunity to respond to the City's evaluation of Developer's performance, either orally at a public hearing or in a written statement, at Developer's election. If before the public hearing, such response shall be directed to the Community Development Director. At the conclusion of the Periodic Review, the City Council shall make written findings and determinations, on the basis of substantial evidence, as to whether or not Developer has complied in good faith with the terms and conditions of this Agreement. If the City Council finds and determines, based on substantial evidence, that Developer has not complied with such terms and conditions, the City Council may initiate proceedings to terminate or modify this Agreement, in accordance with Government Code Section 65865.1, by giving notice of its intention to do so, in the manner set forth in Government Code Sections 65867 and 65868. If after receipt of the Written Report, the City does not (a) schedule a Periodic Review within two months, or (b) notify Developer in writing of the City's determination after a Periodic Review, then it shall be conclusively presumed that Developer has complied in good faith with the terms and conditions of this Agreement during the year covered under the Written Report.

7.4. Notice of Compliance. Within 30 days following any written request which Developer or a Mortgagee may make from time to time, the City shall execute and deliver to the requesting party (or to any other party identified by the requesting party) a written "**Notice of Compliance**", in recordable form, duly executed and acknowledged by the City, that certifies: (a) this Agreement is unmodified and in full force and effect, or if there have been modifications, that this Agreement is in full force and effect as modified and stating the date and nature of the modifications; (b) there are no current uncured defaults under this Agreement or specifying the dates and nature of any default; and (c) any other information reasonably requested by Developer or the Mortgagee. The failure to deliver such a statement within such time shall constitute a conclusive presumption against the City that this Agreement is in full force and effect without modification except as may be represented by Developer and that there are no uncured defaults in the performance of Developer, except as may be represented by Developer. Developer shall have the right, in its sole discretion, to record the Notice of Compliance.

ARTICLE 8 DISPUTE RESOLUTION

8.1. Dispute; Confidentiality. Any controversy or dispute arising out of or related to this Agreement, or the development of the Project (a "**Dispute**"), shall be subject to private negotiation among the Parties, and if then not resolved shall be subject to non-binding mediation followed by litigation, if necessary, as set forth below. Each Party agrees that any Dispute, and all matters concerning any Dispute, will be considered confidential and will not be disclosed to any third-party except (a) disclosures to a Party's attorneys, accountants, and other consultants who assist the Party in the resolution of the Dispute, (b) as provided below with respect to the mediation, and (c) as otherwise required by law, including without limitation, the California Public Records Act.

8.2. Private Negotiation. If a Dispute arises, the Parties agree to negotiate in good faith to resolve the Dispute. If the negotiations do not resolve the Dispute to the reasonable

satisfaction of the Parties within 30 days from a written request for a negotiation, then the Dispute shall be submitted to mediation pursuant to 8.3.

8.3. Mediation. Within 15 days following the written request to negotiate, either Party may initiate non-binding mediation (the “**Mediation**”), conducted by JAMS/Endispute, Inc. (“**JAMS**”) or any other agreed-upon mediator. Either Party may initiate the Mediation by written notice to the other Party. The mediator shall be a retired judge or other mediator, selected by mutual agreement of the Parties, and if the Parties cannot agree within 15 days after the Mediation notice, the mediator shall be selected through the procedures regularly followed by JAMS. The Mediation shall be held within 15 days after the Mediator is selected, or a longer period as the Parties and the mediator mutually decide. If the Dispute is not fully resolved by mutual agreement of the Parties within 15 days after completion of the Mediation, then either Party may commence an action in state or federal court. The Parties shall bear equally the cost of the mediator’s fees and expenses, but each Party shall pay its own attorneys’ and expert witness fees and any other associated costs.

8.4. Injunction. Nothing in this ARTICLE 8 shall limit a Party’s right to seek an injunction or restraining order from a court of competent jurisdiction in circumstances where such relief is deemed necessary to preserve assets.

ARTICLE 9 MISCELLANEOUS

9.1. Defined Terms; Citations. The capitalized terms used in this Agreement, unless the context obviously indicates otherwise, shall have the meaning given them in this Agreement. Except as otherwise expressly stated, all citations are to the Government Code of the State of California.

9.2. Enforceability. As provided in Section 65865.4, this Agreement shall be enforceable by either Party notwithstanding any change enacted or adopted (whether by ordinance, resolution, initiative, or any other means) in any applicable general plan, specific plan, zoning ordinance, subdivision ordinance, or any other land use ordinance or resolution or other rule, regulation or policy adopted by the City that changes, alters or amends the ordinances, rules, regulations and policies included in the Applicable Law, except as this Agreement may be amended or canceled pursuant to Section 65868 or modified or suspended pursuant to Section 65869.5 of the Statute.

9.3. Other Necessary Acts. Each Party shall execute and deliver to the other all such other further instruments and documents as may be reasonably necessary to carry out the Project Approvals, Subsequent Approvals or this Agreement and to provide and secure to the other Party the full and complete enjoyment of its rights and privileges under this Agreement.

9.4. Construction. Each reference in this Agreement to this Agreement or any of the Project Approvals shall be deemed to refer to this Agreement or the Project Approval, as it may be amended from time to time. This Agreement has been reviewed and revised by legal counsel for both the City and Developer, and no presumption or rule that ambiguities shall be construed against the drafting party shall apply to the interpretation or enforcement of this Agreement.

9.5. Covenants Running with the Land. Subject to the Transfer provisions in ARTICLE 5, all of the provisions contained in this Agreement shall be binding upon and benefit the Parties and their respective heirs, successors and assigns, representatives, lessees, and all other persons acquiring all or a portion of, or interest in, the Property, whether by operation of law or in any manner whatsoever. All of the provisions contained in this Agreement shall be enforceable as equitable servitudes and shall constitute covenants running with the land pursuant to California law including, without limitation, Civil Code Section 1468. Each covenant herein to act or refrain from acting is for the benefit of or a burden upon the Property, as appropriate, runs with the Property and is for the benefit of and binding upon the owner, Developer, and each successive owner of all or a portion of the Property, during its ownership of such property.

9.6. Attorneys' Fees. If any legal action or other proceeding is commenced to enforce or interpret any provision of, or otherwise relating to, this Agreement, the losing party or parties shall pay the prevailing party's or parties' actual expenses incurred in the investigation of any claim leading to the proceeding, preparation for and participation in the proceeding, any appeal or other post-judgment motion, and any action to enforce or collect the judgment including without limitation contempt, garnishment, levy, discovery and bankruptcy. For this purpose "expenses" include, without limitation, court or other proceeding costs and experts' and attorneys' fees and their expenses. The phrase "prevailing party" shall mean the party which is determined in the proceeding to have prevailed or which prevails by dismissal, default or otherwise.

9.7. No Agency, Joint Venture or Partnership. The City and Developer disclaim the existence of any form of agency relationship, joint venture or partnership between the City and Developer. Nothing contained in this Agreement or in any document executed in connection with this Agreement shall be construed as creating any relationship other than a contractual relationship between the City and Developer.

9.8. No Third Party Beneficiary. This Agreement is made solely and specifically among and for the benefit of the Parties, and their respective successors and assigns subject to the express provisions relating to successors and assigns, and no other party other than a Mortgagee will have any rights, interest or claims or be entitled to any benefits under or on account of this Agreement as a third party beneficiary or otherwise.

9.9. Notices. All notices, consents, requests, demands or other communications to or upon the respective Parties shall be in writing and shall be effective for all purposes: (A) upon receipt on any City business day before 5:00 PM local time and on the next City business day if received after 5:00 PM or on other than a City business day, including without limitation, in the case of (i) personal delivery, or (ii) delivery by messenger, express or air courier or similar courier, or (B) five days after being duly mailed certified mail, return receipt requested, postage prepaid, all addressed as follows:

If to City:

City of Antioch
Attention: City Manager

200 H Street
Antioch, CA 94509
Telephone: (925) 779-7011
Facsimile: (925) 779-7003

With a mandatory
copy to:

City Attorney
City of Antioch
200 H Street
Antioch, CA 94509
Telephone: (925) 779-7015
Facsimile: (925) 779-7003

If to Developer:

Mission Peak Homes, Inc.
Attention: John Wong, President
47289 Mission Falls Court
Fremont, CA 94539

In this Agreement "City business days" means days that the Antioch City Hall is open for business and does not currently include Saturdays, Sundays, and federal and state legal holidays. Either Party may change its address by written notice to the other on five business days' prior notice in the manner set forth above. Receipt of communication by facsimile shall be sufficiently evidenced by a machine-generated confirmation of transmission without notation of error. In the case of illegible or otherwise unreadable facsimile transmissions, the receiving Party shall promptly notify the transmitting Party of any transmission problem and the transmitting Party shall promptly resend any affected pages.

9.10. Entire Agreement and Exhibits. This Agreement constitutes in full, the final and exclusive understanding and agreement of the Parties and supersedes all negotiations or previous agreements of the Parties with respect to all or any part of the subject matter of this Agreement. No oral statements or prior written matter not specifically incorporated in this Agreement shall be of any force and effect. No amendment of, supplement to or waiver of any obligations under this Agreement will be enforceable or admissible unless set forth in a writing approved by the City and Developer. The following exhibits are attached to this Agreement and incorporated for all purposes:

- Exhibit A Property Description described in Recital B.
- Exhibit B Developer Project Approvals described in Recital C.
- Exhibit C Ordinance approving this Agreement described in Recital I.

9.11. Counterparts. This Agreement may be executed in any number of identical counterparts and each counterpart shall be deemed to be an original document. All executed counterparts together shall constitute one and the same document, and any counterpart signature pages may be detached and assembled to form a single original document. This Agreement may be executed by signatures transmitted by facsimile, adobe acrobat or other electronic image files and these signatures shall be valid, binding and admissible as though they were ink originals.

9.12. Recordation of Development Agreement. Pursuant to Section 65868.5, no later than ten days after the City enters into this Agreement, the City Clerk shall record an executed copy of this Agreement in the Official Records of the County of Contra Costa.

This Agreement has been entered into by and between Developer and the City as of the Effective Date.

CITY:

City of Antioch, a municipal corporation

By: _____,

APPROVED AS TO FORM:

By: _____

City Attorney

ATTEST:

By: _____

City Clerk

DEVELOPER:

Mission Peak Homes, Inc., a California Corporation

By: _____
John S. Wong, President

APPROVED AS TO FORM:

By: _____
Michael H. Weed
Attorney for Developer

1310

EXHIBIT A

Property Description described in Recital B

Exhibit B

Developer Project Approvals described in Recital C

EXHIBIT C

Ordinance approving this Agreement described in Recital I

ATTACHMENT "C"

ORDINANCE NO. _____

AN ORDINANCE OF THE CITY COUNCIL OF THE CITY OF ANTIOCH TO REZONE TO PLANNED DEVELOPMENT DISTRICT (PD-14-02) FOR THE HEIDORN VILLAGE PROJECT (APNs 056-130-013, -015, -017, -018)

The City Council of the City of Antioch does ordain as follows:

Section 1: The City Council determined on January 12, 2016 that, pursuant to Section 15164 of the Guidelines of the California Environmental Quality Act, that the appropriate environmental document for the project is an Initial Study, Mitigated Negative Declaration and Mitigation Monitoring and Reporting Program.

Section 2: At its regular meeting of November 4, 2015, the Planning Commission recommended that the City Council adopt the Ordinance to rezone the subject property to Planned Development District (PD-14-02) for the Heidorn Village Project.

Section 3: The real property described in Exhibit A, attached hereto, is hereby rezoned to Planned Development District (PD-14-02) for the Heidorn Village Project.

Section 4: The development standards, as defined below, for the subject property (APNs 056-130-013, -015, -017, -018), known as the Heidorn Village Project, are herein incorporated into this ordinance, and are binding upon said property.

Development Standards for the Proposed Heidorn Village Planned Development District (PD-14-02)

Standard	PD Zoning Standards
Maximum Density	6 dwelling units per gross developable acre
Maximum Number of Units	117
Minimum Lot Size	4,000 s.f.
Minimum Lot Width	All lots shall have a minimum width of 50 feet at a distance of 20 feet from the right-of-way with the exception of lots 17, 97-99, 103, 104.
Minimum Front Yard Setbacks from Property Line (reserved for landscaping only, excluding driveways)	20 feet to garage 15 feet to front of house 10 feet to front porch
Minimum Side Yard Setbacks from Property Line (reserved for landscaping only)	Interior lot: 5 feet Corner lot: 5 feet street side setback. No part of a house, landscaping, or fence shall obstruct the required clear vision zone at an intersection.

Standard	PD Zoning Standards
Minimum Rear Yard Setbacks from Property Line (including patio covers)	10 feet on single story homes 15 feet on two story homes
Accessory Structure Setbacks	Interior lot: side yard and rear yard setback is zero Corner lot: street side setback is 20 feet and rear and interior side setback is zero
Maximum Building Height	35 feet
Maximum Lot Coverage (including accessory buildings and patio covers)	55%
Minimum Parking and Driveways	20 foot long by 20 foot wide driveway. One minimum 20 foot long on-street guest parking space per house.

Section 5: The City Council finds that the public necessity requires the proposed zone change, that the subject property is suitable to the use permitted in the proposed zone change, that said permitted use is not detrimental to the surrounding property, and that the proposed zone change is in conformance with the Antioch General Plan.

Section 6: This ordinance shall take effect and be enforced thirty (30) days from and after the date of its adoption and shall be published once within fifteen (15) days upon passage and adoption in a newspaper of general circulation printed and published in the City of Antioch.

* * * * *

I **HEREBY CERTIFY** that the foregoing ordinance was introduced and adopted at a regular meeting of the City Council of the City of Antioch, held on the 12th of January, 2016, and passed and adopted at a regular meeting thereof, held on the ____ day of _____, 2016 by the following vote:

AYES:

NOES:

ABSENT:

Wade Harper, Mayor of the City of Antioch

ATTEST:

Arne Simonsen, City Clerk of the City of Antioch

EXHIBIT A
LEGAL DESCRIPTION

ATTACHMENT "D"

RESOLUTION NO. 2016/**

APPROVAL OF A VESTING TENTATIVE MAP/FINAL DEVELOPMENT PLAN, USE PERMIT AND DESIGN REVIEW FOR THE HEIDORN VILLAGE PROJECT

WHEREAS, the City received an application from Douglas Krah, for approval of an Initial Study and Mitigated Negative Declaration, a rezone to Planned Development District, a Vesting Tentative Map/Final Development Plan, a Use Permit, Design Review, and a Development Agreement for the development of 117 single family homes on approximately 20.3 acres (PD-14-02, UP-14-08, AR-14-03, PW 695). The project site is located on the west side of Heidorn Ranch Road, at the eastern terminus of Prewett Ranch Drive (APNs 056-130-013, -015, -017, -018); and

WHEREAS, an Initial Study, Mitigated Negative Declaration and Mitigation Monitoring and Reporting Program was prepared in accordance with the California Environmental Quality Act (CEQA) Guidelines Section 15162; and,

WHEREAS, on November 4, 2015, the Planning Commission recommended adoption of the Initial Study, Mitigated Negative Declaration and Mitigation Monitoring and Reporting Program, recommended approval of a Development Agreement between the City of Antioch and Mission Peak Homes, Inc., recommended approval of a rezone to Planned Development District (PD-14-02), and recommended approval of a vesting tentative map/final development plan and use permit to the City Council; and,

WHEREAS, on January 12, 2016, the City Council adopted a resolution approving an Initial Study, Mitigated Negative Declaration and Mitigation Monitoring and Reporting Program; and,

WHEREAS, on January 12, 2016, the City Council introduced an ordinance approving a development agreement between the City of Antioch and Mission Peak Homes, Inc., introduced an ordinance rezoning the site to Planned Development District (PD-14-02); and,

WHEREAS, the City Council duly gave notice of public hearing as required by law; and,

WHEREAS, on January 12, 2016, the City Council duly held a public hearing on the matter, and received and considered evidence, both oral and documentary.

NOW THEREFORE BE IT RESOLVED, that the City Council makes the following required findings for approval of a Final Development Plan:

1. Each individual unit of the development can exist as an independent unit capable of creating an environment of sustained desirability and stability because each parcel has its own independent parking and access. The

RESOLUTION NO. 2016/**

January 12, 2016

Page 2

uses proposed will not be detrimental to present and potential surrounding uses but instead will have a beneficial effect which could not be achieved under another zoning district due to the General Plan and zoning designations for the project site and the requirement to establish a Planned Development Zoning District and receive approval for a Final Development Plan for each project zoned Planned Development in the City of Antioch;

2. The streets and thoroughfares proposed meet the standards of the City's Growth Management Program and adequate utility service can be supplied to all phases of the development because the project will be constructing all the required streets and utilities to serve the project and the ultimate design, location and size of these improvements will be subject to the approval of the City Engineer;
3. Any commercial component of the project is justified. There are no commercial components of the Project;
4. Any deviation from the standard zoning requirements is warranted by the design and additional amenities incorporated in the final development plan which offers certain unusual redeeming features to compensate for any deviations that may be permitted. The project is a small lot subdivision and is substantially in conformance with the applicable zoning requirements for residential development and the Planned Development District development standards established for the project site;
5. The area surrounding the PD district can be planned and zoned in coordination and substantial compatibility with the proposed development because the proposed development is consistent with the General Plan and the area around the Project will also be required to develop according to the General Plan policies; and,
6. The Project and the PD District conform to the General Plan of the City in that the small lot single family residential uses are consistent with the General Plan designation of Medium Low Density Residential for the project site; and,
7. The Conditions of approval protect the public safety, health and general welfare of the users of the project and surrounding area. In addition, the conditions ensure the project is consistent with City standards.

BE IT FURTHER RESOLVED that the City Council does hereby make the following findings for approval of a Vesting Tentative Parcel Map:

D2

RESOLUTION NO. 2016/**

January 12, 2016

Page 3

1. That the subdivision, design and improvements are consistent with the General Plan, as required by Section 66473.5 of the Subdivision Map Act and the City's Subdivision Regulations. The site has a General Plan Designation of Medium Low Density Residential and is zoned Planned Development and the subdivision will accommodate uses that are consistent with the General Plan on each of the lots created by the subdivision; and,
2. That the subdivision proposed by the Vesting Tentative Map complies with the rules, regulations, standards and criteria of the City's Subdivision Regulations. The proposed subdivision meets the City's criteria for the map. The City's Planning and Engineering staff have reviewed the Vesting Tentative Map and evaluated the effects of the subdivision proposed and have determined that the Vesting Tentative Map as conditioned complies with and conforms to all the applicable rules, regulations, standards, and criteria of the City's Subdivision Regulations.
3. The Conditions of approval protect the public safety, health and general welfare of the users of the project and surrounding area. In addition, the conditions ensure the project is consistent with City standards.

BE IT FURTHER RESOLVED that the City Council does hereby make the following findings for approval of a use permit:

1. The granting of such use permit will not be detrimental to the public health or welfare or injurious to the property or improvements in such zone or vicinity because the project has been designed to comply with the City of Antioch Municipal Code requirements.
2. The use applied at the location indicated is properly one for which a use permit is authorized because the City of Antioch Zoning Ordinance requires a use permit for all Planned Development District (PD) applications.
3. That the site for the proposed use is adequate in size and shape to accommodate such use, and all yards, fences, parking, loading, landscaping, and other features required, to other uses in the neighborhood. The site plan complies with the Planned Development standards established for the project's Planned Development District.
4. That the site abuts streets and highways adequate in width and pavement type to carry the kind of traffic generated by the proposed use. The project site will construct an extension of Prewett Ranch Drive and widen Heidorn Ranch Road to serve the project site and the street improvements are designed to meet City standards for adequate width and pavement.

RESOLUTION NO. 2016/**

January 12, 2016

Page 4

5. That the granting of such use permit will not adversely affect the comprehensive General Plan because the proposed uses and design are consistent with the General Plan. The General Plan designation for the project site is Medium Low Density Residential, which allows for the type of community being developed by the project.
6. The Conditions of approval protect the public safety, health and general welfare of the users of the project and surrounding area. In addition, the conditions ensure the project is consistent with City standards.

NOW THEREFORE BE IT RESOLVED that the City Council of the City of Antioch does hereby APPROVE a vesting tentative map/final Development Plan, Use Permit, and Design Review for the development of a 117 unit single family residential community on a 20.3 acres project site located on the west side of Heidorn Ranch Road, at the eastern terminus of Prewett Ranch Drive (APNs 056-130-013, -015, -017, -018) subject to the following conditions:

A. GENERAL CONDITIONS

1. The project shall comply with the City of Antioch Municipal Code, unless a specific exception is granted thereto, or is otherwise modified in these conditions or in the development agreement.
2. Concurrent with the first submittal of grading or improvement plans, the applicant shall submit a site plan exhibit showing the site plan as modified by conditions and approvals.
3. Sound wall locations and elevations for each phase of the project shall be included on the grading plan(s).
4. This approval expires two years from the date of approval (Expires January 12, 2018) or alternate date as identified in the Development Agreement.
5. The applicant shall defend, indemnify, and hold harmless the City in any action brought by a third party to challenge any land use approval or environmental review for the Project. In addition, if there is any referendum or other election action to contest or overturn these approvals, the applicant shall either withdraw the application or pay all City costs for such an election.
6. A final and unchallenged approval of this project supersedes previous approvals that have been granted for this site.

D4

RESOLUTION NO. 2016/**

January 12, 2016

Page 5

7. Permits or approvals, whether discretionary or ministerial, will not be considered if the applicant is not current on fees, reimbursement and/or other payments that are due the City.
8. All required easements or rights-of-way for improvements shall be obtained by the applicant at no cost to the City of Antioch. Advance permission shall be obtained from any property or, if required from easement holders, for any work done within such property or easements.
9. All easements of record that are no longer required and affect individual lots or parcels within this project shall be removed prior to or concurrently with the recordation of the final map.
10. Prior to the recording of the first final map the applicant may establish a Community Facilities District, other financing mechanism, or reimbursement agreement acceptable to the City Engineer that will provide for the reimbursement of the fair share design and construction costs of Prewett Ranch Drive, signal at Prewett Ranch Drive and Heidorn Ranch Road, Heidorn Ranch Road and all affected utilities. The financing mechanism is at the discretion of the applicant. Fair and reasonable assessments of effected property owners shall be established. The CFD or other mechanism shall be at no cost to the City.
11. The applicant shall establish a Home Owners Association (HOA) for this project in conformance with the regulations set forth by the California Department of Real Estate. The HOA shall be responsible for maintaining:
 - All HOA owned parcels (including private streets).
 - Landscaping in City right-of-way north of the northerly curb line of Prewett Ranch Drive and west of the westerly curb line of Heidorn Ranch Road.
 - Parcel "C" park.
 - Storm drain facilities (pipes, structures and basins) north of the northerly curb line of Prewett Ranch Drive and west of the westerly curb line of Heidorn ranch Road as approved by the City Engineer.
 - Decorative street lights on publicly dedicated Dauphine Street.
 - The boundary between City maintained streets and HOA maintained streets shall be distinguished by enhanced paving as approved by the City Engineer.
 - The City shall be reimbursed if it maintains landscape, roadway (including striping and signing), concrete (including sidewalk, curb, gutter and curb ramps), storm drain facilities, street lighting, and all

RESOLUTION NO. 2016/**

January 12, 2016

Page 6

other HOA facilities and amenities that are not maintained by the HOA to an acceptable City level.

- All front yard landscaping is to be maintained by the HOA.

12. Subject to approval by the state, the CC&Rs shall include a provision indicating that the City of Antioch is named as a third-party beneficiary with the right, but not the obligation, to enforce the provisions of the CC&Rs relating to the maintenance and repair of the property and improvements, including but not limited to landscaping, streets, curbs, gutters, street lights, parking, open space, storm water facilities and the prohibition of nuisances. The City shall have the same rights and remedies as the Association, Manager or Owners are afforded under the CC&Rs, including but not limited to rights of entry. This right of enforcement is in addition to all other legal and equitable remedies available to the City, including the right to refuse to issue building permits for any building or structure that is not in compliance with applicable federal, state or local laws, regulations, permits or approvals. Neither action nor inaction by the City shall constitute a waiver or relinquishment of any rights or remedies. In addition, the CC&Rs shall include a provision that any design approvals required by the CC&RS for construction, reconstruction and remodeling are in addition to any approvals needed from the City as well. Further, the CC&Rs cannot be terminated or amended materially without the prior written consent of the Community Development Director and City Attorney of the City of Antioch. Material changes are those that would change the fundamental purpose of the development including but not limited to:

- City approvals of uses or external modifications.
- Property ownership or maintenance obligations including, but not limited to, common areas, storm water and landscaping.

The CC&Rs for this project shall be reviewed and approved by the City Attorney and the Community Development Director prior to the issuance of the first building permit.

13. All advertising signs shall be consistent with the Sign Ordinance or as approved by the Community Development Director.
14. The property shall annex into or establish and participate in a Lighting and Landscape District (LLD) and accept a level of annual assessments sufficient to maintain their fair share:
- a. The street lights adjacent to the project area.

DL6

RESOLUTION NO. 2016/**

January 12, 2016

Page 7

- b. Landscaping within the medians in Prewett Ranch Drive and Heidorn Ranch Road.

B. TENTATIVE MAP CONDITIONS

1. The Tentative Map approval is subject to the time lines established in the State of California Subdivision Map Act or as extended by the Development Agreement.
2. Approval is based upon substantial conformance with the Vesting Tentative Map submitted to the City of Antioch on April 30, 2015.
3. Approval of this tentative map shall not be construed as a guarantee of future extension or re-approvals of this or similar maps.

C. CONSTRUCTION CONDITIONS

1. The use of construction equipment shall be as outlined in the Antioch Municipal Code. Requests for alternative days/time may be submitted in writing to the City Engineer for consideration.
2. The project shall be in compliance with and supply all the necessary documentation for AMC 6-3.2: Construction and Demolition Debris Recycling.
3. Standard dust control methods and designs shall be used to stabilize the dust generated by construction activities. The applicant shall post dust control signage with a contact number of the applicant, City staff, and the air quality control board. The project is also subject to water conservation imposed by state regulators.
4. That the site be kept clean of all debris (boxes, junk, garbage, etc.) at all times.

D. SITE AND PROJECT DESIGN

1. Applicant shall install mail box facilities to a location that is in general conformance with the preliminary landscape plan submitted to the City of Antioch on September 23, 2014.
2. Prior to the approval of the grading plan(s), the City Engineer shall determine if it is necessary to engage soils and structural engineers, as well as any other professionals, deemed necessary to review and verify the adequacy of the building plans submitted for this project. If deemed

D7

RESOLUTION NO. 2016/**

January 12, 2016

Page 8

necessary by the City Engineer, this condition may include field inspections by such professionals to verify implementation of the plans. Costs for these services shall be borne by the applicant.

3. All proposed improvements shall be constructed to City standards, as stated in these conditions of approval or as approved by the City Engineer.
4. All public streets shall intersect at approximately 90 degrees or as approved by the City Engineer.
5. All driveways adjacent to public streets shall be perpendicular to the street centerline, or as approved by the City Engineer.
6. All driveways shall be a minimum of five feet from curb return.
7. Curb ramps shall meet the latest version of Caltrans ramps.
8. Monolithic sidewalks with beveled curb shall be 6 inches thick and reinforced as approved by the City Engineer. Detached sidewalks that will be crossed by vehicles at driveway locations shall be 6 inches thick and reinforced as approved by the City Engineer. Sidewalk at driveway approaches shall be ADA complaint.
9. A minimum of a 20 foot tangent shall extend beyond the return at intersections at public streets, or as approved by the City Engineer.
10. All lot sidelines shall be perpendicular or radial to the fronting street centerline at public streets for a distance of 20 feet, or as approved by the City Engineer.
11. Sight distance triangles shall be maintained per 9-5.1101, Site Obstructions at Intersections of the Antioch Municipal Code or as approved by the City Engineer.
12. Rear and side yard fencing shall be provided for all units. All fences shall be located at the top of slope, or as approved by the City Engineer.
13. The new pad elevations constructed along the west boundary shall be graded to elevations at or lower than the existing pad elevations.
14. In cases where a fence is to be built in conjunction with a retaining wall, and the wall face is exposed to the street, the fence shall be setback a

RESOLUTION NO. 2016/**

January 12, 2016

Page 9

minimum of three feet (3') behind the retaining wall per City Ordinance 9-5.1603.

15. The proposed street names approved by Planning Commission shall be as listed below. Changes to street names will require Planning Commission review and approval
 - Thalia
 - Erato
 - Dauphine
 - Mazant
 - Alvar
 - Gallier
 - Louisa
 - Lessups
 - Piety
 - Burgundy
 - France
 - Bartholomew
 - Pauline
 - Clouet
16. The applicant shall provide a "checklist" of universal design accessibility features to home buyers as required by Section 17959.6 of the Health and Safety Code.
17. All improvements for each lot (water meters, sewer cleanouts, etc.) shall be contained outside of the driveway and within the lot and the projection of its sidelines, or as approved by the City Engineer.
18. One on-street parking space per lot shall be located within close proximity to the unit served as shown on the parking plan dated April 20, 2015.
19. The applicant and then the HOA, once the CC&Rs are operative, shall maintain all undeveloped areas within this subdivision in an attractive manner, which shall also ensure fire safety.
20. That all two-car garages be a minimum of 20 feet by 20 feet clear inside dimensions or as approved by the Community Development Director.
21. Prior to the opening of the model home complex to the public, Heidorn Ranch Road shall be constructed at the interim configuration with two 12 foot lanes an 8 foot wide bike lane southbound and one 12 foot lane an 4

D9

RESOLUTION NO. 2016/**

January 12, 2016

Page 10

foot wide paved shoulder northbound (or as approved by the Fire District), landscape median, street lights, turn pockets and other appurtenances, and all utilities from the current full improvements north of the project thru the intersection with Prewett Ranch Drive. Improvements shall include conduits and pull boxes for a traffic signal at this intersection. Should development occur simultaneous with properties to the south and / or east of the development along Heidorn Ranch Road, interim or ultimate improvements shall be installed with each developer paying their fair share of the improvements as approved by the City Engineer. The signal is fee creditable.

22. Prior to the issuance of the 75th building permit, the applicant shall pay the City traffic signal fund for one-half of the design and construction costs of the traffic signal at Heidorn Ranch Road and Prewett Ranch Drive. Should Prewett Ranch Drive extend into Brentwood, the applicant shall be responsible for one-quarter of the cost of the signal and shall be reimbursed for excess payment. Note: The cost of a 4-legged signal is greater than the cost of a 3-legged signal and reimbursement will reflect this additional cost.
23. Heidorn Ranch Road northbound at Prewett Ranch Drive pavement surface shall be constructed wide enough so a u-turn can be made from southbound to northbound as recommended by the Fire District and approved by the City Engineer.
24. That portion of Heidorn Ranch Road fronting Heritage Baptist Church, (Parcel "B" of 50PM25), upon completion of construction the developer shall be reimbursed \$500,000 their fair share from the City as approved by the City Engineer.
25. Prewett Ranch Drive west of Alvar Loop shall be constructed at the interim configuration with one 12 foot lane, an 8 foot wide shoulder and one 12 foot lane westbound, a 4 foot paved shoulder (or as required by the Fire District) eastbound, street lights, all utilities, and other appurtenances.
26. Prewett Ranch Drive east of Alvar Loop shall be constructed at the interim configuration with one 12 foot lane, an 8 foot wide shoulder and one 12 foot lane westbound, a 4 foot (or as required by the Fire District) paved shoulder eastbound, landscape median, street lights, turn pocket, all utilities and other appurtenances.
27. Prewett Ranch Drive, east of Alvar Loop shall have a distance from the face of curb to the north right-of-way of a minimum 15 feet. The section from face of curb to face of wall shall be a 5 foot wide landscape strip and

RESOLUTION NO. 2016/**

January 12, 2016

Page 11

a 5 foot wide walk. The landscape strip shall be upgraded to cover and/or hide the sound wall as approved by the City Engineer.

28. Prior to the opening the model home complex to the public and prior to issuance of the 1st production building permit, Dauphine Street, Alvar Loop south of Dauphine Street, interim Prewett Ranch Road to Alvar Loop and interim Heidorn Ranch Road shall be constructed.
29. Design of Parcel C (Park) shall be approved by the Parks and Recreation Commission and completed (signed by the City) prior to the issuance of the 50th building permit. Construction of Parcel C (Park) shall be completed prior to the issuance of the 75th building permit.

E. UTILITIES

1. Public utilities shall be constructed to their ultimate size and configuration with the road construction in which they are to be located.
2. All existing and proposed utilities shall be undergrounded (e.g. transformers and PMH boxes) and subsurface in accordance with the Antioch Municipal Code.
3. Underground utilities shall be designed to flow approximately parallel to the centerline of the street, or as approved by the City Engineer.
4. All sewage shall flow by gravity to the intersecting street sewer main.
5. All public utilities shall be installed in streets avoiding between lot locations unless approved by the City Engineer.
6. Prior to the recordation of the first final map, the applicant shall submit hydrology and hydraulic analyses with a storm water control plan to the City for review and approval and to Contra Costa County Flood Control for review at no cost to the City as directed by the City Engineer.
7. The applicant shall provide adequate water pressure and volume to serve this development. This will include a minimum residual pressure of 20 psi with all losses included at the highest point of water service and a minimum static pressure of 50 psi or as approved by the City Engineer. See Fire Requirements 3.c. for additional water flow conditions.
8. The houses shall be constructed with rain gutters and downspouts that direct water away from the foundations as approved by the City Engineer.

D11

RESOLUTION NO. 2016/**

January 12, 2016

Page 12

9. Recycled water mains shall be constructed in Prewett Ranch Drive, Heidorn Ranch Road and Dauphine Street to the park, or other landscaping, as approved by the City Engineer. This development is subject to State Laws which may require recycled water to all landscaped area.
10. The applicant shall extend the existing sanitary sewer main trunk line from the stub in Heidorn Ranch Road to Prewett Ranch Drive at no cost to the City. Construction of some or all of the sanitary sewer main may be reimbursed through a land based financing district, other benefit district or other mechanism financing as approved by the City Engineer.
11. The developer shall form or annex into a benefit district or participate in another mechanism acceptable to the City that will fairly distribute the cost of upsizing of utilities amongst the property owners in and around the Sand Creek Focus Area as approved by the City Engineer.
12. The applicant shall dedicate a public utility easement (PUE) to the City or its designee consisting of a non-exclusive surface and subsurface easement for wet and dry utilities, including construction, access, maintenance of works, improvements, structures, clearing of obstructions and vegetation. No building or structure shall be placed on the easement. The PUE shall be over all private streets and extend 10 feet behind the back of curb or 5 feet from back of walk.
13. On the public portion of Dauphine Street the PUE shall extend 5 feet from the right-of-way line into the lots or as approved by the City Engineer.

F. LANDSCAPING

1. Parcel "C" (park) shall be designed and constructed by the applicant and maintained by the HOA.
2. A minimum of 117 fifteen gallon street trees shall be located within front or side yards of corner lots prior to the issuance of the certificate of occupancy for each lot. The type and location of the tree shall be as approved by the City Engineer and in substantial conformance with the preliminary landscape plan dated September 23, 2014.
3. Based on drought conditions, the City Engineer has the authority to delay some or all of the landscape Conditions of Approval.

DIZ

RESOLUTION NO. 2016/**

January 12, 2016

Page 13

G. FIRE REQUIREMENTS

1. All weather access roads and a water supply shall be provided prior to commencing any combustible construction, as required by the Fire Chief.
2. The applicant shall comply with the following conditions provided by the Contra Costa County Fire Protection District:
 - a. Access roadways of less than 28-feet unobstructed width shall have NO PARKING – FIRE LANE signs posted or curbs painted red with the words NO PARKING – FIRE LANE clearly marked, per 22500.1 CVC.
 - b. Access roadways of 28-feet or greater, but less than 36-feet unobstructed width shall have NO PARKING – FIRE LANE signs posted, allowing for parking on one side only or curbs painted red with the words NO PARKING-FIRE LANE clearly marked. Parking is permitted on the side of the road that does not have fire hydrants. (22500.1) CVC, (503.3) CFC.
 - c. The applicant shall provide an adequate reliable water supply for fire protection with a minimum fire flow of 1500 GPM. Required flow shall be delivered from not more than one hydrant flowing simultaneously for the duration of 120 minutes while maintaining 20-pounds residual pressure in the main. (507.1), (B105) CFC
 - d. The applicant shall provide hydrants of the East Bay type, which shall be maintained by the City. Approximate hydrant locations will be determined by the Fire District and approved by the City Engineer.
 - e. Emergency apparatus access roadways and hydrants shall be installed, in service, and inspected by the Fire District prior to construction or combustible storage on site. (501.4) CFC. Gravel roads are not considered all-weather roadways for emergency apparatus access. The first lift of asphalt concrete paving shall be installed as the minimum sub base materials and capable of supporting the designated gross vehicle weight specified above.
 - f. Premises identification shall be provided. Such numbers shall contrast with their background and be a minimum of four inches high with ½-inch stroke or larger as required to be readily visible from the street. (505.1) CFC, (501.2) CBC

RESOLUTION NO. 2016/**

January 12, 2016

Page 14

- g. Plan review and inspection fees shall be submitted at the time of plan review submittal. Checks may be made payable to Contra Costa County Fire Protection District (CCCFPD).
- h. All proposed homes shall be protected with an approved automatic fire sprinkler system complying with the 2013 edition of NFPA 13D or Section R313.3 of the 2013 California Residential Code. Submit a minimum of two (2) sets of plans for each model home to this office for review and approval prior to installation. (903.2) CFC, (R313.3) CFC.
- i. The developer shall provide traffic signal pre-emption systems (Opticom) on any new traffic signals installed with this development. (21351) CVC
- j. Submit plans to: Contra Costa County Fire Protection District, 2010 Geary Road, Pleasant Hill, CA 94523.
- k. The developer shall submit a computer-aided design (CAD) digital file copy of the site plan to the Fire District upon final approval of the site improvements plans or subdivision map. CAD file shall be saved in the latest AutoCAD.DXF file format. (501) CFC.

H. FEES

1. The applicant shall pay all City fees which have been established by the City Council and as required by the Antioch Municipal Code. Fees include but are not limited to:
 - Any acreage and utility connection fees which have been established by the City Council prior to the filing of the final map and as required by the Antioch Municipal Code.
 - Traffic signal fees as adopted by the City Council.
 - Park in lieu fee in the amount of \$175,500 shall be paid as stated in the City Ordinance and due at the recording of the final map. The amount of acreage required is 1.755 acres.
 - Development impact fees as established in the City master fee schedule at the time of the issuance of the building permits.
2. The applicant shall pay all pass thru fees. Fees include but are not limited to:
 - East Contra Costa Regional Fee and Financing Authority (ECCRFFA) Fee in effect at the time of building permit issuance.

D14

RESOLUTION NO. 2016/**

January 12, 2016

Page 15

- Contra Costa County Fire Protection District Fire Development Fee in place at the time of building permit issuance.
 - Contra Costa County Map Maintenance Fee in affect at the time of recordation of the final map(s). (Currently \$50 per lot or parcel).
 - Contra Costa County Flood Control District.
 - School Impact Fees
 - Delta Diablo Sewer Fees
 - Contra Costa Water Fees.
3. Prior to filing of the first final map for recording, the applicant shall establish (or annex into an existing) police financing district and shall agree to accept a level of annual assessments (with a CPI escalator) or provide an additional funding source, excluding tax measures, sufficient to fund police to the level identified in the General Plan per the Development Agreement.

I. MODEL HOMES

1. Prior to the placement of any sales trailers, plans shall be submitted to the Engineering Department for review and approval. Any trailer shall be placed out of the public right-of-way and shall have its own parking lot.
2. The model home landscaping shall be drought tolerant, with total area of spray irrigation for the complex not to exceed 50 percent of the landscaping area.
3. The model home complex parking lot location and design shall be subject to the City Engineer approval.

J. GRADING

1. The grading operation shall take place at a time, and in a manner, so as not to allow erosion and sedimentation. The slopes shall be landscaped and reseeded as soon as possible after the grading operation ceases. Erosion measures shall be implemented during all construction phases in accordance with an approved erosion and sedimentation control plan.
2. All lots and slopes shall drain to approved drainage facilities as approved by the City Engineer.
3. All grading shall be accomplished in a manner that precludes surface water drainage across any property line.

RESOLUTION NO. 2016/**

January 12, 2016

Page 16

4. All lots shall be graded to drain positively from the rear to the street or as approved by the City Engineer.
5. The swales adjacent to the house structure shall have a minimum of a one (1) percent slope or as directed by the City Engineer.
6. All off-site grading is subject to the coordination and approval of the affected property owners, and the City Engineer. The applicant shall submit written authorization to "access, enter, or grade" adjacent properties prior to performing any work.
7. Any sale of a portion (or portions) of this project to multiple developers shall include the necessary agreement and/or grading easements to assure that project-wide grading conforms to the approved map and conditions of this resolution.
8. The grading plan for this development shall be approved by the City Engineer.
9. All elevations shown on the improvement plans shall be on the USGS 1929 sea level datum or as approved by the City Engineer.
10. Retaining walls shall not be constructed in City right-of-way or other City maintained parcels unless approved by the City Engineer.
11. All retaining walls shall be of masonry construction.
12. All retaining walls shall be reduced in height to the maximum extent practicable and the walls shall meet the height requirements in the front yard setback and sight distance triangles as required by the City Engineer.
13. The back to back or side to side grading transitions from lot to lot shall have a maximum slope of 2:1, and shall be accommodated entirely on the lower lot or as approved by the City Engineer.
14. The minimum concrete gutter flow slope shall be 0.75%.
15. All property lines shall be located at the top of slope.

K. CONSERVATION/NPDES

1. Water conservation measures, including low volume toilets, flow restrictors in showers and the use of drought tolerant landscaping shall be used.

D16

RESOLUTION NO. 2016/**

January 12, 2016

Page 17

2. The Project shall meet or exceed Tier 1 of the CALGreen Building Code.
3. The project shall comply with all Federal, State, and City regulations for the National Pollution Discharge Elimination System (NPDES) (AMC§6-9). (Note: Per State Regulations, NPDES Requirements are those in affect at the time of the Final Discretionary Approval.) Under NPDES regulations, the project is subject to provision C.3: New development and redevelopment regulations for storm water treatment. Provision C.3 requires that the project include storm water treatment and source control measures, as well as run-off flow controls, so that post-project runoff does not exceed estimated pre-project runoff. C.3 regulations require the submittal of a Storm Water Control Plan (SWCP) that demonstrates how compliance will be achieved. The SWCP shall be submitted simultaneously with the project plans. An Operation and Maintenance Plan (O&M) shall be submitted and approved before the Building Department will issue Certificate of Occupancy permits. Both the approved SWCP and O&M plans shall be included in the project CC&Rs. Prior to building permit final and issuance of a Certificate of Occupancy, the applicant shall execute any agreements identified in the Storm Water Control Plan that pertain to the transfer of ownership and/or long-term maintenance of storm water treatment or hydrograph modification BMPs.
4. The following requirements of the federally mandated NPDES program (National Pollutant Discharge Elimination System) shall be complied with as appropriate, or as required by the City Engineer:
 - a. Prior to issuance of permits for building, site improvements, or landscaping, the applicant shall submit a permit application consistent with the applicant's approved Storm Water Control Plan, and include drawings and specifications necessary for construction of site design features, measures to limit directly connected impervious area, pervious pavements, self-retaining areas, treatment BMPs, permanent source control BMPs, and other features that control storm water flow and potential storm water pollutants.
 - b. The Storm Water Control Plan shall be certified by a registered civil engineer, and by a registered architect or landscape architect as applicable. Professionals certifying the Storm Water Control Plan shall be registered in the State of California and submit verification of training, on design of treatment measures for water quality, not more than three years prior to the signature date by an organization with storm water treatment measure design expertise (e.g., a university, American Society of Civil Engineers, American Society of Landscape Architects, American Public Works Association, or the California Water

RESOLUTION NO. 2016/**

January 12, 2016

Page 18

Environment Association), and verify understanding of groundwater protection principles applicable to the project site (see Provision C.3.i of Regional Water Quality Control Board Order R2 2003 0022).

- c. Prior to building permit final and issuance of a Certificate of Occupancy, the applicant shall submit, for review and approval by the City, a final Storm Water BMP Operation and Maintenance Plan in accordance with City of Antioch guidelines. This O&M plan shall incorporate City comments on the draft O&M plan and any revisions resulting from changes made during construction. The O&M plan shall be incorporated into the CC&Rs for the Project.
- d. Prior to building permit final and issuance of a Certificate of Occupancy, the applicant shall execute and record any agreements identified in the Storm Water Control Plan which pertain to the transfer of ownership and/or long-term maintenance of storm water treatment or hydrograph modification BMPs.
- e. Prevent site drainage from draining across sidewalks and driveways in a concentrated manner.
- f. Collect and convey all storm water entering, and/or originating from, the site to an adequate downstream drainage facility. Submit hydrologic and hydraulic calculations with the Improvement Plans to Engineering Services for review and approval.
- g. Prior to issuance of the grading permit, submit proof of filing of a Notice of Intent (NOI) by providing the unique Waste Discharge Identification Number (WDID#) issued from the Regional Water Quality Control Board.
- h. Submit a copy of the Storm Water Pollution Prevention Plan (SWPPP) for review to the Engineering Department prior to issuance of a building and/or grading permit. The general contractor and all subcontractors and suppliers of materials and equipment shall implement these BMP's. Construction site cleanup and control of construction debris shall also be addressed in this program. Failure to comply with the approved construction BMP may result in the issuance of correction notices, citations, or a project stop work order.
- i. Install appropriate clean water devices at all private storm drain locations immediately prior to entering the public storm drain system. Implement Best Management Practices (BMP's) at all times.

RESOLUTION NO. 2016/**

January 12, 2016

Page 19

- j. Install on all catch basins "No Dumping, Drains to River" decal buttons.
 - k. If sidewalks are pressure washed, debris shall be trapped and collected to prevent entry into the storm drain system. No cleaning agent may be discharged into the storm drain. If any cleaning agent or degreaser is used, wash water shall be collected and discharged to the sanitary sewer, subject to the approval of the sanitary sewer District.
 - l. Include erosion control/storm water quality measures in the final grading plan that specifically address measures to prevent soil, dirt, and debris from entering the storm drain system. Such measures may include, but are not limited to, hydro seeding, gravel bags and siltation fences and are subject to review and approval of the City Engineer. If no grading plan is required, necessary erosion control/storm water quality measures shall be shown on the site plan submitted for an on-site permit, subject to review and approval of the City Engineer. The applicant shall be responsible for ensuring that all contractors and subcontractors are aware of and implement such measures.
 - m. Sweep or vacuum the parking lot(s) a minimum of once a month and prevent the accumulation of litter and debris on the site. Corners and hard to reach areas shall be swept manually.
 - n. Ensure that the area surrounding the project such as the streets stay free and clear of construction debris such as silt, dirt, dust, and tracked mud coming in from or in any way related to project construction. Areas that are exposed for extended periods shall be watered regularly to reduce wind erosion. Paved areas and access roads shall be swept on a regular basis. All trucks shall be covered.
 - o. Clean all on-site storm drain facilities a minimum of twice a year, once immediately prior to October 15 and once in January. Additional cleaning may be required if found necessary by City Inspectors and/or City Engineer.
5. Per State Regulations, all impervious surfaces including off-site roadways to be constructed as part of the project, are subject to C.3 requirements.

L. FINAL IS/MND AND MITIGATION MONITORING AND REPORTING PROGRAM

- 1. The applicant shall comply with all mitigation measures identified in the Mitigation Monitoring and Reporting Program.

RESOLUTION NO. 2016/**

January 12, 2016

Page 20

2. The applicant shall mitigate any impacts on wildlife, including State and Federally listed threatened and endangered species, and their habitat by compliance with one of the following:
 - a. Implementing, or making enforceable commitments to implement, all applicable mitigation measures in the project environmental documents, as well as any additional measures as may be required by the California Department of Fish & Wildlife (CDFW) or the U.S. Fish & Wildlife Service (FWS), and obtaining a letter(s) from CDFW and FWS stating that the project has fulfilled the requirements of applicable State and Federal wildlife protection laws and regulations; or
 - b. Complying with applicable terms and conditions of the ECCC HCP/NCCP, as determined in written "Conditions of Coverage" by the East Contra Costa County Habitat Conservancy (Conservancy), provided that the City has first entered into an agreement with the Conservancy for coverage of impacts to ECCCHCP/NCCP Covered Species; or
 - c. Complying with a habitat conservation plan and/or natural community conservation plan developed and adopted by the City, including payment of applicable fees, provided that CDFW and FWS have approved the conservation plan.

M. ARCHITECTURE AND DESIGN

1. The side elevations of the "A" exterior elevations shall include additional detailing between the uninterrupted gable ends, subject to the approval of the Community Development Director.
2. Each elevation style shall include a garage door style that is unique to that elevation style, subject to the approval of the Community Development Director.
3. Each elevation style shall include mullion patterns that are unique to that elevation style, subject to the approval of the Community Development Director.
4. Fencing adjacent to the EBMUD right-of-way shall be a six foot high tubular steel fence. Fencing on Lot 16 adjacent to the EBMUD right-of-way shall be a six foot high wood fence.
5. A six foot high masonry soundwall shall be constructed on the eastern property line adjacent to the Heritage Baptist Church Academy.

DZO

RESOLUTION NO. 2016/**

January 12, 2016

Page 21

* * * * *

I HEREBY CERTIFY that the foregoing resolution was passed and adopted by the City Council of the City of Antioch at a regular meeting thereof held on the 12th day of January, 2016.

AYES:

NOES:

ABSTAIN:

ARNE SIMONSEN
CITY CLERK OF THE CITY OF ANTIOCH

DZ1

ATTACHMENT "E"



ATTACHMENT "F"

CITY OF ANTIOCH PLANNING COMMISSION

**Regular Meeting
6:30 p.m.**

**November 4, 2015
City Council Chambers**

Chair Motts called the meeting to order at 6:30 P.M. on Wednesday, November 4, 2015 in the City Council Chambers. She stated that all items that can be appealed under 9-5.2509 of the Antioch Municipal Code must be appealed within five (5) working days of the date of the decision. The final appeal date of decisions made at this meeting is 5:00 P.M. on Thursday, November 12, 2015.

ROLL CALL

Present: Commissioners Parsons, Zacharatos, Mason, Miller, Hinojosa, and Chair Motts
Absent: None
Staff: Director of Community Development, Forrest Ebbs
Senior Planner, Alexis Morris
Assistant City Engineer, Lynne Filson
Interim City Attorney, Bill Galstan
Minutes Clerk, Kitty Eiden

PLEDGE OF ALLEGIANCE

PUBLIC COMMENTS

None.

CONSENT CALENDAR

1. Approval of Minutes: October 7, 2015

On motion by Commissioner Zacharatos, seconded by Commissioner Parsons, the Planning Commission unanimously approved the minutes of October 7, 2015, as presented. The motion carried the following vote:

AYES: Parsons, Zacharatos, Mason, Miller, Hinojosa, Motts
NOES: None
ABSTAIN: None
ABSENT: None

NEW PUBLIC HEARING

2. **PD-14-02, UP-14-08, AR-14-03, PW 695** – Heidorn Village – Douglas Krah requests approval of a Mitigated Negative Declaration, a rezone to Planned Development District (PD), a Vesting Tentative Map/Final Development Plan, a Use Permit, Design Review, and a Development Agreement for the development of 117 single family homes on approximately 20.3 acres. The project site is located on the west side of Heidorn Ranch Road, at the eastern terminus of Prewett Ranch Drive (APNs 056-130-013, -015, -017, -018).

Senior Planner Morris presented the staff report dated October 30, 2015, recommending the Planning Commission: 1) Approve the resolution recommending approval of the Heidorn Village Initial Study and Mitigated Negative Declaration; 2) Approve the resolution recommending approval of a Development Agreement between the City of Antioch and Mission Peak Homes, Inc.; 3) Approve the resolution recommending approval of an ordinance rezoning the project site from Planned Development District (PD) to Planned Development District (PD-14-02); 4) Approve the resolution recommending approval of a Vesting Tentative Map/Final Development Plan (PW 695, a Use Permit (UP-14-08), and Design Review (AR-14-03), subject to conditions of approval. She reported staff had inadvertently omitted a condition of approval for the last resolution and on the dais was a memo detailing that condition.

In response to Commissioner Hinojosa, Senior Planner Morris stated staff would review the CCRs as the HOA would address parking restriction for garbage pickup days. She noted the applicant had submitted a parking plan and the project provided approximately 1.5 spaces per unit. Speaking to the requirement for chain link fencing, Senior Planner Morris explained fences were six (6) feet high and adjacent property was landscaping and an internal street.

Commissioner Mason speaking to park amenities, expressed concern that the project was not meeting the requirements per the subdivision ordinance which in turn would reduce the quality of the project. He requested clarification from staff with regards to the average lot coverage.

Senior Planner Morris explained 55% was maximum lot coverage and the average for this project was in the 40% range.

Commissioner Mason spoke in support of increasing the number of single story units in the project.

Senior Planner Morris responded it was within the Planning Commission's purview to make recommendations or alterations to the proposed PD standards.

In response to Chair Motts, Senior Planner Morris stated the applicant proposed a gated connection on the northern boundary in the location recommended by the Planning Commission.

Douglas Krah, applicant, thanked staff for their effort and diligence in review of the project. Additionally, he thanked the Heritage Baptist Academy for their cooperation. He provided a brief summary of their project which included the location, product type and the issues that had been resolved. He reported that they developed a trash can plan and reviewed the parking plan. He clarified the condition of approval for fencing was correct and it would be constructed of tubular steel. Speaking to the park, he stated it was large enough to be manageable and allow for the HOA to maintain it. He noted they would also be paying \$175k in park in lieu fees. He further noted lot coverage for this project was at 40.6%. He reported the single story lots were larger and 10% was a representative mix which was typical for the smallest product type. He clarified there were a total of nine (9) houses that shared driveways.

In response to Commissioner Mason, Mr. Krah clarified twenty (20) houses primarily on one street would not have a sidewalk in front of them. He stated signs and paint would delineate street side parking restrictions. He noted disclosures and plot plans would be given to homebuyers. He further noted the day of walk thru, buyers were allowed to cancel their contract to purchase. He clarified the City required projects provide two (2) covered, enclosed spaces and one (1) space on the street. He noted they provided two (2) enclosed and one and a half (1.5) spaces on the street.

In response to Commissioner Hinojosa, Mr. Krah stated they estimated the HOA fees to be \$160.00 - \$165.00 per month.

In response to Commissioner Parsons, Mr. Krah stated he was in agreement with the conditions of approval.

Richard Johnson, stated he owned the property to the south of the project and expressed concern for the residents purchasing homes backing Heidorn Ranch Road noting a wood fencing could deteriorate and allow children to access a heavily traveled roadway and the storm basin. He stated he felt parking in the area was insufficient and too many homes were planned for the area. He questioned if a masonry soundwall would be provided adjacent to his property and if the roadway would encroach onto his land.

Mr. Krah responded a masonry wall would be built along Heidorn Ranch Road and Prewett Ranch Drive, the storm water basin would be fenced, and they would not be developing on Mr. Johnson's property.

Assistant City Engineer Filson stated Prewett Ranch Drive was anticipated to be one lane in each direction and a left hand turn pocket would be added at a signalized intersection at Heidorn Ranch Road.

Chair Motts closed the public hearing.

RESOLUTION NO. 2015-23

On motion by Commissioner Parsons, seconded by Commission Zacharatos. the Planning Commission unanimously approved the resolution recommending approval of the Heidorn Village Initial Study and Mitigated Negative Declaration.

AYES: Parsons, Zacharatos, Mason, Miller, Hinojosa, Motts
NOES: None
ABSTAIN: None
ABSENT: None

RESOLUTION NO. 2015-24

On motion by Commissioner Parsons, seconded by Commissioner Zacharatos, the Planning Commission unanimously approved the resolution recommending approval of an ordinance rezoning the project site from Planned Development District (PD) to Planned Development District (PD-14-02).

AYES: Parsons, Zacharatos, Mason, Miller, Hinojosa, Motts
NOES: None
ABSTAIN: None
ABSENT: None

RESOLUTION NO. 2015-25

On motion by Commissioner Parsons, seconded by Commission Zacharatos, the Planning Commission unanimously approved the resolution recommending approval of a Vesting Tentative Map/Final Development Plan (PW 695, a Use Permit (UP-14-08), and Design Review (AR-14-03) subject to conditions of approval and with the addition of the following condition of approval:

- 1) Implementing, or making enforceable commitments to implement, all applicable mitigation measures in the project environmental documents, as well as any additional measures as may be required by the California Department of Fish & Wildlife (CDFW) or the U.S. Fish and Wildlife Service (FWS), and obtaining a letter(s) from CDFW and FWS stating that the project has fulfilled the requirements of applicable State and Federal wildlife protection laws and regulations; or***
- 2) Complying with applicable terms and conditions of the ECC HCP/NCCP, as determined in written "Conditions of Coverage" by the East Contra Costa County Habitat Conservancy (Conservancy), provided that the City has first entered into an agreement with the Conservancy for coverage of impacts to the ECCCHCP/NCCP Covered Species; or***

F4

3) Complying with the habitat conservation plan and/or natural community conservation plan developed and adopted by the City, including payment of applicable fees, provided that CDFW and FWS have approved the conservation plan.

AYES: Parsons, Zacharatos, Mason, Miller, Hinojosa, Motts
NOES: None
ABSTAIN: None
ABSENT: None

Commissioner Hinojosa expressed concern with the police services funding item added to the Development Agreement. She stated she did not support the way it had been handled with the developers and she did not agree with the costs that were being passed to the homeowners. Additionally, she did not believe there had been transparency with regards to what those costs included and she believed some items may be duplicative of development impact fees. She noted for those reasons she would not be supporting the Development Agreement this evening. She stated she had submitted a letter to staff regarding these concerns and had yet to receive any outreach to discuss them. She noted until she received an explanation she would continue to take issue with the way it was proposed. She clarified that she did not have any issues with the development of the community facilities district or providing funding for police staffing; her issue was with implementation and calculated costs.

Commissioner Parsons stated she respected Commissioner Hinojosa's concerns; however, she had not met with any developers that were arguing the issue. She noted time was money and she felt holding up the project for this reason was not appropriate; therefore, she would support it this evening.

Commissioner Hinojosa responded that every developer she had met with had an issue with the police services funding.

Chair Motts stated he shared Commissioner Hinojosa's concerns and questioned what she would deem appropriate.

Commissioner Hinojosa responded her expectation would be that a formal public process of developing the community facilities district would be carried out and considered by the City Council with a clear understanding of what was included in the costs.

Director of Community Development Ebbs stated in an ideal world the CFD would have preceded development; however, there would be no need for a CFD if not for development. He noted the General Plan stated the City would provide a certain level of staffing and property tax alone was not sufficient to cover an adequate level of policing. He noted the City needed a mechanism to fill the gap and this concept was the logical way to do so.

Interim City Attorney Galstan stated the cities of Brentwood and Oakley used this technique.

Director of Community Development Ebbs clarified in terms of transparency, when the first developer created the CFD, there would be hearings before the City Council and a complete analysis would be provided by staff. He noted that specifics were yet to be determined.

Assistant City Engineer Filson clarified she had discussed the issue of duplicative fees with Finance Director Merchant who indicated the dollar value being asked for in the CFD was for personnel and operational expenses. She noted development impact fees were for capital improvements.

Chair Motts agreed with Commissioner Hinojosa regarding transparency. Director of Community Development Ebbs stated whoever was the first developer to come in for the building permit would need to create the CFD and they would be reimbursed by those who joined later.

Commissioner Hinojosa stated she would benefit from a conversation with staff regarding what was to be covered by the CFD. She reiterated that she would not support the recommendation to approve the DA to City Council. She clarified the following motion was a recommendation to Council and the intent was not to hold the project up, but to make a statement on their concerns regarding the Development Agreement.

A motion was made by Commissioner Hinojosa, and seconded by Chair Motts, to approve a resolution recommending the City Council deny the Development Agreement between the City of Antioch and Mission Peak Homes, Inc. The motion failed by the following vote:

AYES: Hinojosa, Motts
NOES: Parsons, Zacharatos, Mason, Miller
ABSTAIN: None
ABSENT: None

RESOLUTION 2015-26

On motion by Commissioner Parsons, seconded by Commissioner Miller, the Planning Commission approved the resolution recommending approval of a Development Agreement between the City of Antioch and Mission Peak Homes, Inc. The motion carried the following vote:

AYES: Parsons, Zacharatos, Mason, Miller
NOES: Hinojosa, Motts
ABSTAIN: None
ABSENT: None

NEW ITEM

3. Election of Vice Chair

On motion by Commissioner Hinojosa, seconded by Commissioner Parsons, the Planning Commission unanimously appointed Commissioner Zacharatos as Vice Chair of the Planning Commission.

AYES: Parsons, Zacharatos, Mason, Miller, Hinojosa, Motts
NOES: None
ABSTAIN: None
ABSENT: None

ORAL COMMUNICATIONS

Director of Community Development Ebbs requested the Planning Commission consider hosting a Public Workshop on FUA1 Sand Creek Focus Area for January 20, 2015, at Prewett Park Community Center. He noted they would be asking for a commitment from the Planning Commission regarding this meeting in the future.

Chair Motts announced he had received an email indicating the cancellation of the November 18, 2015 and December 16, 2015 Planning Commission meetings. He noted he would be returning from out of the Country on December 2, 2015 and was uncertain on his attendance for that meeting.

WRITTEN COMMUNICATIONS

None.

COMMITTEE REPORTS

None.

ADJOURNMENT

Chair Motts adjourned the Planning Commission at 7:33 P.M. to the next regularly scheduled meeting to be held on December 2, 2015.

Respectfully Submitted,
Kitty Eiden

ATTACHMENT "G"

September 22, 2014

Ms. Mindy Gentry
City of Antioch
200 H Street
Antioch, California 94509

RE: Request for Approval of Tentative Map, Final Development Plan and Design Review,
117 single family detached lots, Heidorn Ranch Road

Dear Mindy,

Accompanying this letter I am submitting the remaining items requested in your August 6, 2014 letter, a complete Design Review submittal and responses to various other communications. Thank you for your assistance in this project.

Heidorn Village is a community of single family homes that reflect today's market place. It is tailored to today's buyer looking for an easier lifestyle in an affordable format that enables them to enjoy the luxury of a single-family detached home. It is conveniently located near transit and shopping and provides a smooth transition from the adjacent retail and commercial uses to the more traditional existing single-family homes.

As part of the appealing lifestyle is a sense of community and an active Homeowner's Association. The responsibilities of the HOA include all landscaping maintenance, street maintenance, water quality, street lighting, dispute resolution and enforcement of the HOA guidelines.

I am requesting approval of Tentative Map 9385, Final Development Plan and Design Review for 117 single-family detached lots, appurtenant open spaces and associated improvements as depicted on the plan submittals. In summary:

*The proposed project is consistent with both The General Plan and Zoning. Further, the plans submitted constitute a request to rezone the subject property to allow consistency with the specifics of said plans. The PD zoning requested allows for a 4000sf minimum lot size, private street sections of varying widths, no sidewalks in varying locations, reduced front, rear, and side setbacks, increased lot coverages, creation of an HOA to govern and enforce the rules set forth in the CC&R's.

*There are 117 single-family detached lots.

*All private streets and open spaces are to be maintained by an HOA.

- *The proposal includes a gathering space complete with seating, shade, water features, barbeques and mail box clusters. The gathering space is centrally located within the project, visible from both entry points and accessible from every home via pedestrian friendly sidewalks.
- *The proposed project also includes fully landscaped and HOA maintained front yards.
- *The edge of the project along Heidorn Ranch Road shown as Parcel B is to be landscaped, maintained by the HOA and serve as a water quality basin. A 6' high sound wall is also proposed at this location.
- *Prewett Ranch Road, from Heidorn Ranch Road to Alvar Loop, will also be landscaped, HOA maintained and include a continuation of the sound wall.
- *Further west on Prewett, lots 77 to 85, we are proposing to revise the typical street section and create a parkway by separating the sidewalk from back of curb. This will allow a unique planting scheme and setting for those 9 homes.
- *Dauphine Street up to Alvar Loop is proposed to be a public street built to public street standards and provides egress for the neighboring Heritage Baptist Academy.
- *Alvar Loop, Mazant Loop and Gallier Loop are private streets to be maintained by the HOA.
- *Entry paving, as shown on the landscape plan, is proposed at the intersection of private and public streets.
- *Sidewalks are designed to provide a pedestrian loop from every home throughout the project. Further, some homes do not have sidewalks in an effort to create a variety in the street scene.
- *There are five locations where "flag lots", served by private driveways, are proposed, a total of 12 lots. Again, these lots are unique in nature, highly prized by buyers and come complete with their own designated guest parking spot.
- *The project addresses the city parking requirement by providing at least one (1) space per unit in close proximity. In fact, the proposed project provides 74 additional on street parking spaces in excess of the City's requirements.

*The lot criteria, as shown on the plans, reflects the PD design criteria:

Minimum Lot Size 4000 sf
Minimum Lot Size for single story 4400 sf
Maximum Lot Size 8806 sf
Average Lot Size 4579 sf
Minimum Lot Width 50'
Minimum Lot Depth 80'
Minimum Lot Width for single story 55' (as measured at the 20' setback line)

*Parcel A is designed as a water quality basin and is to be landscaped as such. Further, it serves as an open space buffer along the Church and EBMUD easement. The proposed fencing along the Church is a combination of wall and open rail—along the EBMUD easement it is to be all open rail. The choice of these fence types allow for a combination of privacy, sound attenuation and security.

*In some locations, parking is limited to one side of the private street. It should be noted this occurs only when there are houses on one side of the street. Again, this provides a varied street scene and allows a narrower street, the intent of which is to calm traffic and allow for pedestrians, bicycles and autos to co-exist in a neighborhood environment. Other traffic calming features of the project include curvilinear streets, loops instead of cul de sacs and enhanced paving.

*I have included as part of my proposal a trash can plan, addressing the necessity of designating an appropriate space and location for three (3) cans each in close proximity to every house. This plan is consistent with and was designed in accordance with Republic Services guidelines. These locations will be included in the sales contracts, HOA documents and painted on the curb face.

*The proposed project is a hybrid, speaking to the demands of the marketplace. It incorporates the best design features of large lot single-family projects but also features the efficiencies of easy living attached homes. The proposal provides detached homes, no common walls, 2 car garages, 20' minimum driveways, plentiful guest parking and customizable private and rear and side yards. It also includes no maintenance front yards, an HOA maintained private gathering space, and clustered mailboxes in an intimate neighborhood setting.

*The water quality basins are limited to Parcels A & B and are not co-mingled with the gathering space or other open spaces adjacent to residences.

*The proposed public improvements along Heidorn Ranch Road and Prewett Ranch Road are consistent with the City's frontage requirements and satisfy the interim conditions as directed by staff. The improvements shown along the Church frontage are (hopefully) to be accomplished with those improvements to the south as part of this proposal but paid for by the Church under separate agreement.

*As requested by the City, I have included a gated trail connection at the northeast corner of the project. This will be a lockable gate under the sole and complete control of the HOA.

*Per the landscape plan I offer an elaborate entry statement punctuated by palm trees, Corten Arches, curvilinear walks. The entry leads your eye to the shade covered gathering space accented with more palm trees and an animated water feature.

*The hybrid nature of the land plan design allows for unique opportunities in the use of setbacks, lot size, garage size, and single story elements. The minimum setback and plotting criteria are outlined below. The development plan details every lot setback and driveway length. As you can see many of the setbacks far exceed the minimum yielding a varied street scene.

Setback	Distance
Front Living	10' Minimum
Front Garage	20' Minimum
Rear	15' Minimum
Side	5' Minimum

* The proposed mix of homes has been determined by extensive market research and addresses the wants and needs of today's buyers.

*The plotting of homes reflects the hybrid nature of the project. To create interest not only are the streets curvilinear but the homes are plotted with varying driveway depths. Nearly half of the driveways exceed the 20' minimum depth.

*Those units that front Prewett Ranch Road and Dauphine Street are proposed to have separated sidewalk, creating a parkway to be maintained by the HOA. This arrangement serves to create even more variety in plotting.

*The landscape plan puts the finishing touches on the community. It provides the following:

- unique entry statement and monumentation
- fully amenitized "gathering space" centrally located
- two large (60 each) mailbox clusters centrally located to serve as a destination and community feature
- decorative paving to help in traffic calming (and indicate limits of private streets)
- trail connection for use by HOA members only
- water quality basins located at the perimeter of the project to avoid conflict with residents
- fully landscaped and maintained parkways along Heidorn and Prewett roads
- private lighting includes decorative street lights, and complimentary fixtures in the "gathering space"
- array of street trees and accent trees to compliment the street configuration and house plotting
- turf is proposed where feasible and practical throughout the project
- walls and fences are critical for security, noise attenuation, visibility and privacy. The precast, decorative walls along Heidorn and Prewett provide sound attenuation, privacy and security

*The architectural design provides for the following design features:

- 4 unique floor plans
- 3 contemporary styled elevations per plan
- enhanced side and rear elevations
- almost unlimited combinations of roof material, body and trim colors, and stone or brick accents
- full height brick or stone for dramatic affect
- mullioned windows on all 4 sides
- wood accents at gables and recessed windows
- shutters and pot shelf accent features
- roof configurations that vary by plan and elevation
- single story plan tailored to move-down buyers
- coach lights for aesthetics and ambient lighting (to be maintained by the HOA) compliment the proposed street lighting
- garage doors recessed behind living spaces
- plans 1 & 3 designed for corner lots to present entry door and single story elements to passers by
- varied massing, front and rear, to provide architectural relief
- recessed, covered and lighted entry porches

*An architectural summary of the proposed house sizes, mix, and lot coverage is presented below:

<u>Plan</u>	<u>Size</u>	<u>%</u>	<u>No. of Units</u>	<u>Lot Coverage(1)</u>
1	1650	10	12	47.4%
2	2100	25	30	37.8%
3	2325	30	35	38.9%
4	2607	35	40	42.1%
Weighted Average	2430 sf	100%	117 Total	40.6(2)

(1)Assumes minimum lot size

(2)Reflects actual lot coverage based on proposed plotting

The lone item not addressed in your letter dated August 6, 2014 is an arborist report providing for removal of the few remaining walnut trees. As we discussed, those trees are to remain. I will work with Engineering during the final design stage to preserve the trees in the public ROW.

The utility plan is not available as of this writing. Engineering has (tentatively) acknowledged the utility plan can be prepared as part of the improvement plan process and shall remain a condition of approval.

In closing, I trust the foregoing effort exceeds the expectation of Staff and accurately reflects the understanding between the two of us. I have enjoyed working on this together, appreciate your input and look forward to a successful project.

Sincerely


Douglas Krah



STAFF REPORT TO THE CITY COUNCIL

DATE: Regular Meeting of January 12, 2016

TO: Honorable Mayor and Members of the City Council

SUBMITTED BY: Steve Duran, City Manager 

SUBJECT: Strategic Plan Checklist

RECOMMENDED ACTION

It is recommended that the City Council review the attached Strategic Plan Addition Checklist (Attachment A) and vote for each item therein contained for inclusion in the Draft Strategic Plan Update (Attachment B).

STRATEGIC PURPOSE

The purpose of this Strategic Management Plan is to help the City realize its Vision and Mission. The Plan serves to guide the City Council and staff in the implementation of the City government's priorities. As such, it sets forth long term goals, strategies, short term objectives, and measures of success that support the Vision and Mission of the City. By providing direction and prioritizing goals, this Plan enables the staff to strategically direct resources in accordance with City Council policy and to measure success in a way that is transparent to the community.

The Strategic Plan Update and Status Report, presented to the City Council in November, accomplished two things: (1) It updated the City Council and Community as to the current status of the goals and objectives set forth in the Plan; and (2) It provided the City Council with the opportunity to add or refine priorities.

FISCAL IMPACT

There is no direct fiscal impact to the recommended action. The updated Plan will inform the mid-term budget review process in which revenues and costs of all City operations are considered.

DISCUSSION

The City Council initiated a Citywide Strategic Planning Project in 2013. The Council and staff held five "Community Cafés" and three targeted focus groups, using a professional facilitator, to get input from the community to be used in the development of a strategic plan for the City. The focus groups were specific to the business community, the Spanish speaking community, and our youth. Staff summarized the themes from each of the Café table discussions and staff has gathered additional input from the City Council, the Economic Development Commission, the Chamber of Commerce and a variety of individuals in the community.

Additionally, staff worked through the Economic Development section of the proposed Plan with the Economic Development Commission (EDC), Strategic Plan Subcommittee, and representatives from the Chamber of Commerce. The EDC approved the Economic Development section of the Plan for recommendation to the City Council.

The Strategic Management Plan is a high level management tool. It is not designed to address routine day to day activities and issues that our department heads, managers and staff are more than capable of managing. The purpose of the Plan is to help the City realize its Vision and Mission, as noted in the Plan. By providing direction and prioritizing goals, the Plan enables staff to strategically direct resources in accordance with City Council policy and to measure success in a way that is transparent to the community. Thus the Plan is formatted to:

- Recognize the significant problems, challenges opportunities.
- Define long term goals and strategies to move the City forward.
- Identify short term objectives and measures of success to chart a course for each area of responsibility in the City.

Each Department head in the City provided draft goals, strategies, objectives and measures of success, all of which were reviewed by me and all department heads, to provide additional input. After receiving final input from the City Council, staff finalized the Plan, which the City Council approved on June 10, 2014.

With these principles in mind, the purpose of the recommended action is to finalize an update of the attached Draft Strategic Plan.

ATTACHMENTS

Attachment A - Strategic Plan Checklist

Attachment B - DRAFT Strategic Management Plan Update (November 10, 2015)

STRATEGIC PLAN ADDITION CHECKLIST

January 12, 2016

The following items were recommended by the Mayor and City Council Members at the November 24th City Council Meeting as noted, or are updates to the draft updated Strategic Plan recommended by staff.

ITEM 1:

It was recommended that we have succession planning within the Police Department. This is in the current Plan: **Strategy A-1: Rebuild police services. Short Term Objective:** Continue succession planning based on projected vacancies.

STAFF RECOMMENDATION: No action required. This is in the current Strategic Plan.

ITEM 2:

It was recommended that we develop and institute a process through which home owners are notified of calls for police services or illegal activities at their properties. (Ogorchock)

STAFF RECOMMENDATION: Add an objective under **Strategy A-2: Strategically deploy police resources and implement community policing strategies, Short Term Objective: Develop and institute a process through which home owners are notified of excessive calls for police services or illegal activities at their properties.**

ITEM 3:

It was recommended that we create a restitution process through which to require community service for property crimes. (Ogorchock)

STAFF RECOMMENDATION: This cannot be implemented. Since the courts determine sentencing, and the City does not control the courts, the City is not in a position to impose penalties on criminals.

STRATEGIC PLAN ADDITION CHECKLIST

January 12, 2016

ITEM 4:

It was recommended that we continue the Police Chief's quarterly crime statistic reports to the City Council and community. (Tiscareno)

STAFF RECOMMENDATION: Add this item as a Short Term Objective under **Strategy A-2:** Strategically deploy police resources and implement community policing strategies.

ITEM 5:

It was recommended that we consider a year-round juvenile curfew. Work with the school district on truancy aspects to structure and implement. (Ogorchock)

STAFF RECOMMENDATION: This item can be added as a short term objective under **Strategy A-2:** Strategically deploy police resources and implement community policing strategies.

ITEM 6:

It was recommended that we work with school district to fund and deploy School Resource Officers (SROs). (Harper)

STAFF RECOMMENDATION: This item can be added as a short term objective under **Strategy A-2:** Strategically deploy police resources and implement community policing strategies.

ITEM 7:

It was recommended that we add more license plate readers. (Ogorchock)

STAFF RECOMMENDATION: No action is required. This item is in the current Plan under **Strategy A-3:** Improve public safety using technology, **Short Term Objective:** Add more automated license plate reading (ALPR) cars to patrol fleet.

NOTE: The status of two objectives need updating under **Strategy A-3:** Improve public safety using technology, **Short Term Objectives:** Continue to provide dispatch services to the City of Brentwood and Seek grant funding and, when budget allows, join East Bay Regional Communication System (EBRCS). Brentwood will be opting out of the current agreement and will be doing their own dispatching when their center is ready and the EBRCS has been implemented.

STRATEGIC PLAN ADDITION CHECKLIST

January 12, 2016

ITEM 8:

It was recommended that we ensure that the City Council is trained on emergency operations procedures. (Harper)

STAFF RECOMMENDATION: Edit Long Term Goal B as follows:

(NEW) Emergency Operations. Ensure that City staff is trained and prepared to effectively manage and respond to disaster incidents in the City and the region. **Strategy B-1:** Plan for emergencies, and conduct staff training and exercises to prepare for emergencies. **Short Term Objective:** Conduct annual training for all City staff **(ADD “and City Council.”)**

ITEM 9:

It was recommended that we add a **Short Term Objective and Measure of Success** as follows:

Strategy D-1: Improve existing community partnerships and realize new partnerships to help improve neighborhoods and reduce blight.

Short Term Objectives:

- **Create partnerships with not-for-profit, community, business, and volunteer programs to identify resources to assist with the resolution of code violations. (In current Strategic Plan) (Tiscareno)**
- **Establish and maintain working relationships with neighborhood and civic groups that perform clean-ups and other proactive blight fighting activities. (In current Strategic Plan.) (Tiscareno)**
- **Improve response times for reports of dumping, graffiti and other “broken window” blighting conditions. (Ogorchock)**

Measures of Success:

- **(ADD: benchmark responses to blight reports, including Go-Requests at less than 48 hours) (Ogorchock)**

STAFF RECOMMENDATION: Add the Item 9 changes noted above to the Plan.

NOTE: It was recommended that **Code Enforcement be co-located with the Police Department.** (Ogorchock) This falls under **Strategy D-2:** Create a multifaceted team of resources that can assemble to address areas that habitually experience any combination of criminal, illegal, blighted, and nuisance activities and/or conditions.

STRATEGIC PLAN ADDITION CHECKLIST

January 12, 2016

This recommendation is an operational issue, which is determined by the City Manager in consultation with the Chief of Police, the Community Development Director and the Public Works Director, so it is not a checklist item.

ITEM 10:

It was recommended that we increase staff coordination with the Graffiti Committee. (Tiscareno)

STAFF RECOMMENDATION: Edit the current Plan as follows: Strategy D-2: “Work with Graffiti Committee to” create a multifaceted team that can assemble resources to address areas that habitually experience a combination of criminal, illegal, blighted, and nuisance activities and/or conditions.

ITEM 11:

Improving the City’s business processes was mentioned as a check list item, but it is in the current plan as Strategy G-1: Improve the City’s Business Processes.

STAFF RECOMMENDATION: No action is required, as this item is in the current plan as Strategy G-1: Improve the City’s Business Processes.

ITEM 12:

It was recommended that we add a Short Term Objective: Develop and Implement on-line building permitting services. (Ogorchock)

STAFF RECOMMENDATION: Add this recommended objective under Strategy G-1: Improve the City’s Business Processes. This item is also under Strategy P-7: Community Development, upgrade and/or replace building permit software.

ITEM 13:

It was recommended that we work with the Chamber of Commerce on business retention. (Harper)

STAFF RECOMMENDATION: Edit Strategy G-2: Grow Antioch’s Economy through Economic Development Activities, (EDIT) Short Term Objective: Work with the Chamber of Commerce to create and implement a plan for outreach to existing business.

STRATEGIC PLAN ADDITION CHECKLIST

January 12, 2016

ITEM 14:

It was recommended that we work with east county cities to promote future ferry service in Downtown Antioch and to edit out “possible” in the context of future ferry service. (Rocha and Tiscareno)

STAFF RECOMMENDATION: Edit **Strategy G-3** as follows: Continue to focus on community enhancements, such as Downtown/Rivertown development, Hwy 4 expansion, BART Specific Plan implementation, and **(EDIT OUT: “possible” to be more positive)** ferry service. Also edit **Short Term Objective:** Continue to work with **east county cities, CCTA, BART, CalTRANS, and the Water Emergency Transportation Authority (WETA).**

Short Term Objectives: (ADD) **Continue to pursue support and funding for Antioch Rivertown Ferry Terminal.** (Rocha)

ITEM 15:

Staff recommends clarifying Strategy G-4: Determine and Prioritize Geographical Areas of Focus as follows:

Short Term Objectives:

- (EDIT) **Focus limited resources on Priority Development Areas of Downtown and Hillcrest, the Northern Waterfront Initiative, L Street corridor and the Somersville/Auto Center corridor areas.** (STAFF)

ITEM 16:

It was recommended that the list of regional partners under **Strategy G-5** be expanded as noted below:

Strategy G-5: Work with state and regional economic development partners to leverage strengths for the benefit of the City and region.

Short Term Objectives:

- (EDIT as follows) **Participate in regional knowledge sharing, strategies, branding and marketing with regional partners, such as the East Bay Leadership Council, Contra Costa Economic Partnership, East Bay Economic Development Alliance, the Northern Waterfront Economic Development Initiative, the Workforce Development Board, the Small Business Development Centers, the Health & Wealth Initiative, and the Chamber of Commerce & EC2, as**

STRATEGIC PLAN ADDITION CHECKLIST

January 12, 2016

well as other east county cities. (Wilson – add WBD and SBDCs; Rocha – add Chamber, Harper get updates on Northern Waterfront Activities)

STAFF RECOMMENDATION: Support.

ITEM 17:

Improving marketing efforts was mentioned as a checklist item. (Tiscareno)

STAFF RECOMMENDATION: The current plan includes **Strategy G-6: Create and Implement a Marketing Campaign for Antioch.** Add **Short Term Objective: Increase the use of social media, such as Facebook and Twitter in marketing efforts.**

ITEM 18:

It was recommended that Strategy H-3 be edited as follows: (EDIT) Edit out “possible” before ferry service to read: **Continue to focus on community enhancements, such as Downtown/Rivertown development, Hwy 4 expansion, BART Specific Plan implementation, and ferry service.** (Rocha, Tiscareno)

STAFF RECOMMENDATION: Support.

ITEM 19:

It was recommended that we add to Strategy H-3, a Short Term Objective: Work with the County and other east county cities to increase support for ferry service in Downtown Antioch. (Rocha)

STAFF RECOMMENDATION: Support.

ITEM 20:

It was recommended that we add to Strategy H-3, a Short Term Objective: Continue to seek funding for ferry service and ongoing ferry costs of operations. (Harper)

STAFF RECOMMENDATION: Support.

STRATEGIC PLAN ADDITION CHECKLIST

January 12, 2016

NOTE: The idea to look for parks that need upgrades and/or improvements was raised. (Ogorchock) This is in the current Plan under Strategy K-1: Ensure well maintained public facilities, rights-of-way and parks.

Short Term Objectives:

- Develop and implement a park equipment replacement priority plan.

ITEM 21

It was recommended that the City Council conduct a policy and funding discussion regarding the construction and maintenance of restrooms in City parks. (Rocha)

STAFF RECOMMENDATION: Add under Strategy J-1, Short Term Objective: Conduct City Council policy and funding discussion regarding the construction and maintenance of restrooms in City parks.

ITEM 22:

It was recommended that staff provide an update on the City Council on the Antioch Council of Teens (ACT). (Harper)

STAFF RECOMMENDATION: Add objective under Strategy J-3: Enhance and expand youth and adult athletic programs. **Short Term Objectives: Continue to implement the Antioch Council of Teens (ACT) and provide the City Council an update program.**

ITEM 23:

It was recommended that the City consider new activities, such as disk golf (Tiscareno).

STAFF RECOMMENDATION: Add objective under Strategy J-3: Enhance and expand youth and adult athletic programs: **Short Term Objective: Consider new activities, such as disk golf.**

STRATEGIC PLAN ADDITION CHECKLIST

January 12, 2016

NOTE: It was recommended that we add on-line services to reduce staff time. (Ogorchock) This item in the existing Plan, under **Strategy L-1: Improve community communications and trust in City government and keep the community well informed as to the activities of the City departments.**

Short Term Objectives:

- Make better use of technology to improve communications between the public and the City, including the use of social media, apps, e-mail, and phones.
- Develop a means of tracking public requests for City services and complaints.

ITEM 24:

It was recommended that we set up a tracking system to manage constituent question and comment responses. (Harper)

STAFF RECOMMENDATION: Edit objective under **Strategy L-1: Improve community communications and trust in City government and keep the community well informed as to the activities of the City departments:** **Short Term Objective:** Make better use of technology to improve communications between the public and the City, including the use of social media, apps, e-mail, and phones. **(ADD) “Implement constituent management technology” to list.**

ITEM 25:

It was recommended that we promote stronger relations with other east county public entities, including the Antioch Unified School District, Tri-Delta Transit and Delta Diablo Sanitation District. (Harper)

STAFF RECOMMENDATION: Add under **Strategy L-1: Improve community communications and trust in City government and keep the community well informed as to the activities of the City departments,** **Short Term Objective: Promote stronger relations with other east county public entities, including the Antioch Unified School District, Tri-Delta Transit and Delta Diablo Sanitation.**

STRATEGIC PLAN ADDITION CHECKLIST

January 12, 2016

ITEM 26:

It was recommended that the City increase summer youth employment of interns. (Rocha, Wilson and Ogorchock)

STAFF RECOMMENDATION: Add under **Strategy L-8:** Effective and efficient management of all aspects of Human Resource Management, including Employer/Employee Relations, labor negotiations, classification and compensation, recruitment and selection, benefits administration, and staff development, **Short Term Objective: Increase youth employment through a City intern program, including an enhanced Summer Youth Intern Program, in collaboration with Contra Costa County programs**

ITEM 27:

It was recommended that we add a Paralegal or Legal Secretary Position to support the City Attorney. (Harper and Rocha)

STAFF RECOMMENDATION: Add under **Strategy N-1:** Effectively and efficiently provide legal services in support of the City's policies, procedures and initiatives, **Short Term Objective: Hire a Paralegal or Legal Secretary to support the City Attorney.**

ITEM 28:

It was recommended that we add closed circuit television cameras to improve Police Department capabilities and coordination with the Pittsburg Police Department. (Harper and Ogorchock)

STAFF RECOMMENDATION: Add under **Strategy P-6:** Increase use of surveillance cameras throughout the City to assist Police, **Short Term Objective: Work with the Pittsburg Police Department on video monitoring and coordination.** Also add this objective to **Strategy A-3.**

**DRAFT Strategic Management Plan Update
and Status Report
City of Antioch, California
November 10, 2015**

<u>Contents:</u>	Page
Purpose	1
Vision	1
Mission	2
Strategic Analysis - Internal and External Environment	2
Strengths	2
Weaknesses	3
Opportunities	3
Threats	3
Top Priorities	4
Immediate Challenges	4
Long Term Goals, Strategies and Short Term Objectives	5
A- Crime Reduction	5
B- Emergency Operations	7
C- Animal Control	7
D- Blight Eradication	8
E- Building Safety	10
F- Environmental Enhancement	10
G- Economic Development	12
H- Planning, Entitlements and Permitting	14
I- Community Development Block Grants	16
J- Parks & Recreation	17
K- Public Works & Engineering	19
L- City Administration	21
M- Redevelopment Dissolution	27
N- Legal Services	27
O- Financial Services	28
P- Information Systems Services	30
Conclusion	32

Strategic Management Plan Update and Status Report City of Antioch, California

PURPOSE

The purpose of this Strategic Management Plan Update and Status Report is to update the Strategic Plan approved by the City Council on June 10, 2014 and inform the Council of the status the Plan. The Status Report is Addendum 1 to this updated Plan and provides detail as to the status of each objective in the Plan. The Status Report was separated so that the updated Plan would be a more concise forward looking document.

The Plan is designed to help the City realize its Vision and Mission noted below. It is a business plan comprised of long term goals and strategies, and short term goals with the over-arching goal of making life better for the people of Antioch. It is not a General Plan that documents how the City is to be built out and what it will look like when it is. This Strategic Management Plan Update will serve to guide the City Council and staff in the implementation of the City government's priorities. By updating the status of the City's prioritized goals, this updated Plan will enable the staff to strategically direct resources in accordance with City Council policy and to continue to measure success in a way that is transparent to the community.

VISION

The vision statement for the City of Antioch is well stated on the banner hanging in the City Council Chamber:

“The City of Antioch:

- A community that is proud of it's heritage;
- A community that provides an opportunity to live, learn, work, worship, and play in a safe, stimulating and diverse community;
- A community that is a responsible steward of it's economic and natural resources;
- A community that recognizes its responsibility to the larger Delta Region, and will be a pro-active advocate and a leader in promoting regional cooperation.”

MISSION

The City's mission is to lead and unify our diverse community and enhance the quality of life in Antioch by providing effective, efficient, and innovative municipal services with integrity.

STRATEGIC ANALYSIS – INTERNAL AND EXTERNAL ENVIRONMENT

In order to determine our goals and strategies, the City must understand and operate within an environment consisting of internal and external opportunities and constraints. An assessment of this environment is helpful in this effort. The Strengths, Weaknesses, Opportunities and Threats (SWOT) analysis has been updated to reflect the current status.

Strengths

- Location of the City: Access to the San Joaquin River, rail transportation, State Highway 4, eBART, and proximity to major employments centers.
- Room to grow: With the annexation of over 500 acres in the northeast and undeveloped land to the south, Antioch has room for businesses and families to grow.
- Affordable real estate: Excellent quality and relatively affordable housing and land make Antioch an attractive alternative for growing businesses and families.
- Positive business environment: The City Council, staff, and the Economic Development Commission continue to work with the Chamber of Commerce and other stakeholders toward a more business friendly environment.
- Strong sense of community: Civic pride and sense of ownership are evident in the civic organizations and the enthusiastic volunteerism in Antioch.
- Excellent City employees: City staff is highly competent, hard-working and dedicated to serving the people of Antioch.
- Measure C and Measure O funding is enabling the City to enhance Police and Code Enforcement with additional staff and reduce the City's projected structural deficit. The passage of these measures demonstrates that the community appreciates the difficult financial position of the City.
- Community participation: The Community Cafés conducted to inform the June 10, 2015 Strategic Plan and the level of volunteer participation in City programs indicates a high level of community caring for the City.
- Water rights: The City's water rights to the San Joaquin River have the potential to contribute to various industrial and technological endeavors.
- Crime has declined over the last couple of years and the Police Department has Measure C funding to hire more officers.

Weaknesses

- The City's finances, while significantly improved, are still not adequate to provide high levels of service to the community and the City's general fund budget is still projected to go negative within a few years.
- The City's revenues are not sufficient to provide the level of services necessary to adequately maintain the City's infrastructure in the long run or to provide the level of responsiveness that all City departments would like to provide to the community.
- Economic development will not significantly increase revenues for at least a few more years.
- The golf course and recreation operations are running significant deficits and draining General Fund reserves.
- Antioch's reputation suffered in recent years due to crime and blighting conditions.
- The City's attributes are not widely known outside of east Contra Costa County.

Opportunities

- Business processes can and are being streamlined.
- The structural deficit can be eliminated through growth of the City's tax base and improved revenues from the golf course and recreation programs, especially the water park.
- Sale or privatization of the golf course, water park and marina could bring in revenue and/or reduce net costs.
- The widening of State Route 4 and the new BART station can be leveraged, along with the Northern Waterfront Economic Development Initiative, to attract residential and commercial development.
- Increases in City revenues can be enhanced by increasing economic development activities and encouraging a business friendly culture at City Hall.
- There is an opportunity to brand Antioch as business friendly and family friendly.
- Downtown "Rivertown" is a local branding opportunity.
- The City's downtown can be revitalized through transit-oriented development, which will bring customers for downtown businesses.
- Increased use of the San Joaquin passenger rail line and bringing ferry service downtown will further enhance downtown vibrancy.
- The City's water rights could be leveraged into economic development opportunities in desalinization, manufacturing, agriculture and/or bio-tech.
- Measure C and Measure O revenues will enhance police and code enforcement capabilities and reduce projected operating budget deficits.
- Improved use of volunteers can enhance blight eradication efforts.

Threats

- Failure to deal with the projected structural deficit in the short term will make things worse in the long term. Measure C will have to be extended in a few years or levels of services will have to be cut through layoffs and other measures.
- Inadequate funding for all community desires can lead to pressure to loosen fiscal restraint or to lose focus on top priorities for the overall community.

- Continued and increasing upstream diversions of water from the Delta are detrimental to the quality of water to which the City of Antioch has rights, adding costs to getting water suitable for drinking and other uses, and threatening our recreational resources and economy.
- Continuing issues with crime, blight, homelessness and feral cats can hinder the City's efforts to emerge from the recent recession as a vibrant and desirable community.

TOP PRIORITIES

The City Council initiated a citywide Strategic Planning project in 2013. The Council and staff held five "Community Cafés" and three targeted focus groups, using a professional facilitator, to get input from the community to be used in the development of a strategic plan for the City. Staff summarized the themes from each of the Café table discussions and staff has gathered additional input from the City Council, the Economic Development Commission, the Chamber of Commerce and a variety of individuals in the community.

The top priorities expressed by the City Council and supported by a consensus of the community were and still are:

- Reduce crime, especially violent crime, through enhanced police services.
- Eliminate blight through enhanced code enforcement activities.
- Improve the business climate and enhance revenues through economic development efforts.

Weaved throughout this Plan are strategies and actions designed to maximize the City's efforts in these areas, while not neglecting other important services.

IMMEDIATE CHALLENGES

- The biggest challenge that the City faces is its finances. Even with Measure C and Measure O funding, the General Fund is still projected to run a structural deficit in a few years and Measure C will expire in 2020, reducing projected General Fund revenues by about \$7 million. In addition, the City has significant unfunded liabilities and needs to start reducing these liabilities systematically over time. Without adequate funding, the City will struggle to effectively deal with other issues.
- The reduction of crime and blight in the short term is essential to the City's well being and image. Key to this includes working with the schools to reduce anti-social behavior, such as drug use, loitering, fighting, graffiti and tagging. There has been progress in this area, but there is still work to do. Also important will be blight eradication efforts. Success in these areas will enhance economic development efforts and vitality in Antioch.

- The City, as a whole, must strive to be business-friendly which can be defined as follows:

“Explicit attempts to reduce the barriers, costs, risks and uncertainties of all forms of commercial activity to stimulate and support local business growth, local business retention, and the attraction of new business to the local area.” (*G. Clark and J. Huxley, Business Friendly Cities: City Government and the Local Business Growth and Investment Climate, September 2011.*)

The most significant challenge to creating a business-friendly Antioch is reduced staffing, which has created heavy workloads that can lead to process delays and reduce proactive actions by staff. Staff will continue to streamline processes where possible and to provide high quality service in the timeliest manner feasible. In addition, improved communications with the community and beyond can inform residents, businesses and visitors of Antioch’s resources and attributes.

LONG TERM GOALS, STRATEGIES, AND SHORT TERM OBJECTIVES

The following long-term goals, strategies, and short term objectives are not in a prioritized order, but rather start with functions that have the most direct impact on the community and flow to the essential support services that enable all City departments to function.

Based on input from the community gained through a community cafe process, as well as input from the City Council, staff, and community members, the long term goals for the City and the strategies and short term objectives to achieve them are as follows:

The attached Addendum A to this Strategic Plan Update is called “Status of Strategic Plan Goals & Objectives” and provides the status of the City’s efforts under the categories outlined below.

Long Term Goal A: Crime Reduction - Reduce crime and improve public safety throughout the City.

The primary function of the Antioch Police Department (APD) is to protect life and property in the City of Antioch. The APD, along with other City departments, had to do more with less in recent years due to reduced revenues to the City. Even with new funding for the APD through Measure C, APD will have to be as cost efficient as possible in order to maximize effectiveness.

In order for the City of Antioch to significantly improve its police services to the community, it must focus on recruiting/retention of Officers, creating specialized bureaus to proactively address community issues, filling vacant support staff positions, maintaining and

increasing our partnership with the public, explore and implement technology when possible, and constantly evaluate the most efficient way to provide services to our community.

Strategy A-1: Rebuild police services. (The short term objectives remain the same and are all in progress)

Short Term Objectives:

- Continue to evaluate the current deployment model of staff.
- Hire, train and equip additional sworn and civilian police personnel.
- Maximize sworn Police Officers deployed in the field.
- Utilize Community Service Officers when possible.
- Continue succession planning based on projected vacancies.
- Recognize and acknowledge high performing staff.
- Adopt Lexipol standard policies.

Measures of Success:

- Reduced response times. (Ongoing)
- Improved customer service - reduced citizen complaints. (Ongoing)
- Reduced “forced” overtime. (Ongoing)
- Increased arrests. (Ongoing)

Strategy A-2: Strategically deploy police resources and implement community policing strategies.

- As staffing increases, deploy additional Officers to higher crime areas based on intelligence based policing.
- Create specialized staff teams that address community issues (Traffic, Gangs, Drugs, Schools, Violent Crime)
- Empower community policing staff to identify, analyze and implement solutions to address criminal behavior and improve quality of life.
- Expand Neighborhood Watch Programs throughout the city.

Measures of Success

- Reduced response times. (Ongoing)
- Reduced Part 1 Crime. (Ongoing)
- Increased traffic citations. (Ongoing)
- Increased drug and weapons seizures. (Ongoing)
- Increased arrests. (Ongoing)

Strategy A-3: Improve public safety using technology

Short Term Objectives:

- Add fingerprint readers to patrol cars. (Completed)
- Add more automated license plate reading (ALPR) cars to patrol fleet.
- Add community cameras to existing program.
- Update wireless technology in patrol vehicles.
- Upgrade 911 dispatch system.
- Continue to provide dispatch services to the City of Brentwood.
- Seek grant funding and, when budget allows, join East Bay Regional Communication System (EBRCS).

Measures of Success:

- Increased recovery of stolen vehicles by ALPR cars. (Ongoing)
- Increased Officer “in-service” time. (Ongoing)
- Increased clearance rates of crimes where cameras are present. (in Progress)
- Interoperability communication with allied police agencies. (Completed)
- Reduced hold time and busy signals for calls received to police dispatch. (Ongoing)

Long Term Goal B: (NEW) Emergency Operations. Ensure that City staff is trained and prepared to effectively manage and respond to disaster incidents in the City and the region.

Strategy B-1: Plan for emergencies, and conduct staff training and exercises to prepare for emergencies.

Short Term Objectives:

- Update the Emergency Operations Plan.
- Update Emergency Operations Center staffing matrix.
- Conduct annual training for all City staff.
- Conduct annual training for Emergency Operations Center staff to include one training session for each individual section, one table top exercise for each team (Primary/Secondary), an annual exercise for each team (Primary/Secondary) and a post annual exercise debriefing for each team (Primary/Secondary).

Long Term Goal C: Animal Control. Protect public health and safety, and animal welfare, through Animal Control Services.

Antioch Animal Control Services is part of the Police Department. Established by voter initiative, this unit is responsible for dealing with all laws, ordinances, safety and health

issues related to animals in the City. Of particular concern recently is the proliferation of feral cats and dealing with potentially dangerous and vicious dogs.

Strategy C-1: Deploy limited resources effectively to provide animal control services.

Short Term Objectives:

- Fill all vacant/funded Animal Care Attendant positions
- Enforce applicable laws and ordinances.
- Manage animal control facility.
- Coordinate work with Police Officers, Public Works and Code Enforcement.

Measures of Success:

- Budgeted positions filled. (In Progress)
- Completed deferred maintenance projects on shelter.(In Progress)
- Improved inter-departmental coordination. (Ongoing)

Strategy C-2: Increase animal neutering and adoptions.

Short Term Objectives:

- Continue and increase outreach to rescue groups and adoption groups.
- Develop and implement a plan to increase neutering of feral cats and decrease this population.
- Increase public's awareness regarding spaying and neutering animals.

Measures of Success

- Increased spaying and neutering. (Ongoing)
- Increased adoptions. (Ongoing)
- Increased number of animals delivered to rescues. (Ongoing)
- Decreased euthanasia. (Ongoing)

Long Term Goal D: Blight Eradication. Eradicate blight through code enforcement and blight abatement.

Code Enforcement staff ensures compliance with local and State codes to ensure a safe, healthy, and attractive community through fair and efficient application of the codes. Partnering with the Police and Public Works staff, and with community volunteers, Code Enforcement is the City's key to blight eradication.

Strategy D-1: Improve existing community partnerships and realize new partnerships to help improve neighborhoods and reduce blight.

Short Term Objectives:

- Standardize the communication protocol for reporting violations or concerns to the City including improvements of internal information distribution and staff follow-up.
- Create partnerships with not-for-profit, community, business, and volunteer programs to identify resources to assist with the resolution of code violations.
- Establish and maintain working relationships with neighborhood and civic groups that perform clean ups and other proactive blight fighting activities.

Measures of Success:

- Creation of written and electronic reporting protocols. (In Progress)
- Increase number of groups partnered with the City and an outline of the partnership activities. (Ongoing)

Strategy D-2: Create a multifaceted team of resources that can assemble to address areas that habitually experience any combination of criminal, illegal, blighted, and nuisance activities and/or conditions.

Short Term Objectives:

- Identify geographical areas that have significant criminal, illegal, blighted, and nuisance activities and/or conditions.
- Identify internal resources to help.
- Identify local governmental resources to help.
- Identify non-profit, community groups, or volunteers to help.
- Bring all resources together as an effective working group.
- Create an education component for residential and commercial landlords and property managers.

Measures of Success:

- List of identified areas. (In Progress)
- Establishment of multifaceted team. (Completed)
- Reduction in police calls for service and code violations for a specific period of time measured before and after the area has been addressed. (Ongoing)

Strategy D-3: To grow the Code Enforcement staff in number and efficacy.

Short Term Objectives:

- Provide training and education opportunities for staff in technical aspects of Code Enforcement.
- Provide training in some less-traditional areas such as public relations, workgroup/volunteer management, outreach and trust building with diverse populations.
- Research and implement best practices and stay up to date on newest laws and trends as well as effective programs offered by other jurisdictions.

Measures of Success:

- A well trained staff that can complete technical duties and diplomatically deal sometimes difficult interpersonal encounters. (Ongoing)
- Code Enforcement creating partnerships and collaborations with diverse groups or populations with a common desire to resolve an issue. (In Progress)

Long Term Goal E: Building Safety. Provide uniform enforcement of the Building, Housing, Municipal codes and state laws in the City of Antioch with an emphasis on eliminating illegal or substandard housing conditions.

Strategy E-1: Improve detection of and outreach to problem properties in order to focus limited resources.

Short Term Objectives:

- Create and implement an outreach strategy to residents of illegal or substandard housing.
- Outreach to real estate professionals and property management professionals to educate them on identifying and reporting illegal or substandard housing conditions.
- Create and distribute information pertaining to illegal or sub standard housing in languages other than English to better reach our residents.
- Create partnerships with non-profits and other government agencies to assist residents often displaced by illegal or substandard housing conditions.

Measures of Success:

- Number of meetings and events with real estate and property managers. (In Progress)
- Creation of relevant print and electronic literature in languages other than English. (In Progress)
- Increase of resources and resource material to offer residents of substandard housing. (In Progress)
- Increase in number of cases reported by tenant, real estate professional or property manager. (Ongoing)

Long Term Goal F: Environmental Enhancement. Pollution prevention (NPDES), water conservation, energy and carbon conservation, and waste prevention.

Through Environmental Resources staff, develop and implement programs, policies, outreach and education to create a community of residents, businesses and organizations that take actions to reduce their environmental impact while creating a vibrant and healthy climate in Antioch.

Strategy F-1: Exceed environmental regulation compliance in all resource areas.

Short Term Objectives:

- Focus limited staff on programs and resource areas where partnerships are available or programs are legislatively required.
- Reduce the incidents of illegal dumping and littering in the city.
- Create a water conservation outreach and education plan to encourage voluntary reductions in response to state-wide drought.
- Finalize the 2010 re-inventory of greenhouse gas emissions and approve the Energy Action Plan.
- Maintain existing programs at previous or higher participation levels.
- Increase commercial recycling participation.
- Install additional full trash capture devices in required areas and reassess trash management areas as necessary.
- Continue administering storm water permit requirements such as:
 - inspections of construction sites, maintenance yard, C.3 facilities, and identified priority businesses.
 - permit coverage of capital improvement projects, City maintenance yard, aquatic pesticide, and city-wide storm water system.
 - Review and inspect development projects subject to C.3 and hydrograph modification management.
 - Annual creek hot spot cleaning.
- Adopt and implement County integrated pest management policy.
 - Provide annual updates, including policies, procedures and best management practices, to City storm water staff.

Measures of Success:

- Increased number of outreach events attended and personal contacts made. (Ongoing)
- Increased number of residential garbage service accounts. (Ongoing)
- Increased commercial diversion rate for materials collected by Republic Services. (Ongoing)
- Increased number of participants in clean up events such as Keep Antioch Beautiful and Coastal Cleanup Days. (Ongoing)
- Decreased monthly water production totals. (Ongoing)
- Increased stormwater permit compliance. (Ongoing)
- Maintenance of good standing with regional Water Board. (Ongoing)
- Accurate tracking of type and volumes of trash collected in trash capture devices and hot spot cleaning. (Ongoing)
- Verification of construction and operation of C.3 facilities. (Ongoing)

Long Term Goal G: Economic Development. Grow the City out of Recession.

In order for the City of Antioch to significantly improve its financial strength, it must take advantage of the current economic upswing and other positive factors. The City must leverage the economic recovery, Highway 4 widening, BART and annexation to grow Antioch's economy in general in order to improve the quality of life in Antioch. The City must grow out of its financial difficulties in order to help local businesses prosper, create more local jobs and increase the City's revenues so that adequate municipal services can be provided on an ongoing basis.

Strategy G-1: Improve the City's Business Processes.

Short Term Objectives:

- Streamline Planning and Building processes.
- Improve customer services.
- Increase Planning/Building counter hours of service.
- Improve telephone and internet customer interfaces.

Measures of Success:

- Reduced number of days for permit processing. (Ongoing)
- Increased number of active business licenses. (Ongoing)
- Increased number of administrative approvals. (Ongoing)
- Reduced time needed for public to get basic information. (Ongoing)

Strategy G-2: Grow Antioch's Economy through Economic Development Activities.

Short Term Objectives:

- Create and implement a plan for outreach to existing business.
- Increase outreach to real estate brokers and developers.
- Increase regional outreach to retailers and other businesses most likely to prosper in Antioch.
- Design economic incentives and criteria for key business ventures on a case by case basis.

Measures of Success:

- Completed business outreach plan. (In Progress)
- Increased number of meetings with existing businesses. (Ongoing)
- Increased number of meetings and events with real estate brokers and developers. (Ongoing)
- Increased development applications and development. (Ongoing)
- Increased new business license applications. (Ongoing)
- Increased sales tax revenue. (Ongoing)
- Decreased commercial and retail vacancy rates. (Ongoing)

Strategy G-3: Grow Antioch’s economy through additional annexation, as well as residential and commercial development.

Short Term Objectives:

- Begin work on General Plan Update.
- Determine feasibility for additional annexation.
- Work with developers to create more homes, jobs, stores, services and necessary infrastructure.

Measures of Success:

- Complete Housing Element. (Completed)
- Completion of Land Use Element. (In Progress)
- Completion of Downtown Specific Plan. (In Progress)

Strategy G-4: Determine and Prioritize Geographical Areas of Focus.

Short Term Objectives:

- Focus limited resources on Priority Development Areas and Somersville and L Street corridor areas.
- (New) Complete Downtown Specific Plan.

Measures of Success:

- Identification of key commercial development opportunities. (In Progress)
- Successful solicitation of developers and end users for key commercial opportunities. (Ongoing)
- Implementation of BART Priority Development Area Specific Plan. (Ongoing)
- Updating and implementation of the 2006 Downtown Plan. (In Progress)
- (New) Completion of Downtown Specific Plan.

Strategy G-5: Work with state and regional economic development partners to leverage strengths for the benefit of the City and region.

Short Term Objectives:

- Participate in regional knowledge sharing, strategies, branding and marketing with the East Bay Leadership Council, Contra Costa Economic Partnership, East Bay Economic Development Alliance, EC2, and the Northern Waterfront Economic Development Initiative.
- Participate in regional requests for proposals for development opportunities.
- Work toward implementation of the “TriLink” State Route 239 project to connect State Route 4 to Interstate 580/205 as part of the “Diablo Loop.”
- (New) Prioritize Antioch regional transportation priorities.

Measures of Success:

- Increased number of businesses and other resources moving to Antioch and the region. (Ongoing)
- Increased number of businesses and other resources expanding in Antioch and the region. (Ongoing)
- Prioritization of Antioch Transportation priorities. (Completed)

Strategy G-6: Create and Implement a Marketing Campaign for Antioch.

Short Term Objectives:

- Advertise in regional publications.
- Continue to utilize social media.
- Support Antioch Chamber’s “Shop Local” campaign.
- Obtain Funding for Downtown Antioch events.

Measures of Success:

- Increased number of advertisements. (In Progress)
- Increased number of calls on advertisements. (Ongoing)
- Increased funding obtained for events. (Ongoing)

Long Term Goal H: Planning, Entitlements and Permitting. Provide consistent and efficient entitlement, permitting, and development services to the public.

Planning and Building staff guide the orderly development and economic revitalization of Antioch through the implementation of adopted codes, policies and plans in the most efficient manner possible. Staff is working toward improving customer service while moving projects forward.

Strategy H-1: Update long range planning documents.

Short Term Objectives:

- Update the Housing Element and complete implementation (state mandate).
- Update the Land Use Element of the General Plan.
- Update the Zoning ordinance to reflect Land Use Element updates.
- Explore feasibility of new annexations.

Measures of Success:

- State certified Housing Element. (Completed)
- Reduced number of General Plan and zoning amendment requests. (In Progress)
- Begin annexation process. (In Progress)

Strategy H-2: Support public/private partnership efforts to implement plans and policies pertaining to key development areas.

Short Term Objectives:

- Support build-out of the East Lone Tree Focus Area (north of Slatten Ranch).
- Support implementation of the Hillcrest Specific Plan and Priority Development Area (BART).
- Support implementation of Rivertown Priority Development Area.

Measures of Success:

- Permits issued for new development in the East Lone Tree Focus Area. (Ongoing)
- Identification of grant funding or approval/permitting of private catalyst project to jump start construction of infrastructure in Hillcrest Specific Plan area. (In Progress)
- Secure grant funding for a Rivertown specific plan. (Completed)
- Approval/permitting of Rivertown catalyst project. (In Progress)

Strategy H-3: Continue to focus on community enhancements, such as Downtown/Rivertown development, Hwy 4 expansion, BART Specific Plan implementation, and possible ferry service.

Short Term Objectives:

- Work with possible developers, particularly for the City/Successor Agency owned parcels downtown, once the Department of Finance approves the Long Range Property Management Plan for the Successor Agency parcels.
- Continue to work with CCTA, BART, CalTRANS, and the Water Emergency Transportation Authority (WETA).

Measures of Success:

- Appropriate residential and commercial development occurs downtown. (In Progress)
- BART service begins and development in the surrounding area is generated, in accordance with the Hillcrest Station Area Specific Plan. (In Progress)
- WETA deems a ferry terminal in Antioch a viable opportunity. (In Progress)

Strategy H-4: Streamline entitlement and permit processes.

Short Term Objectives:

- Update the Zoning ordinance to increase administrative permit authority.
- Transition to an on-line permit system as an optional service for customers.
- Increase staffing in order to increase front-desk hours of operation.
- Enhance internal and external communication efforts.

- Study entitlement fee structure with the goal of providing cost surety to developers and reducing staff time spent tracking and billing hours.
- Study ways to assist small businesses through the entitlement and permitting process.
- Import all resolutions, minutes, and other pertinent documents into Laser fiche data base, reducing time to pull documents from files and archives.

Measures of Success:

- Decreased time to entitle/permit projects. (Ongoing)
- Increased counter hours. (Ongoing)
- Updated and implemented final inspection procedures. (In Progress)
- Revised entitlement fee structure. (In Progress)
- Develop small business start-up checklist, brochure, or other outreach efforts. (Completed)

Long Term Goal I: Community Development Block Grants. Effective administration of Community Development Block Grant (CDBG) programs and funds.

City staff and consultants are charged with using allocated CDBG funds from the U.S. Department of Housing and Urban Development. The use of these funds is highly restricted to serve certain populations and geographical areas of the City.

Strategy I-1: Develop and fulfill 2015-20 CDBG Consolidated Plan.

Short Term Objectives:

- Update the Consolidated Plan.
- Create annual Action Plans for fiscal years 2015-16, 16-17, 17-18, 18-19, and 19-20 to meet objectives of the 5 year strategic Consolidated Plan.
- Create Consolidated Annual Performance Evaluation Reports (CAPERs), reporting on accomplishments.

Measures of Success:

- HUD approved Consolidated Plan. (Completed and Ongoing)
- HUD approved annual Action Plans and receipt of CDBG funding. (Completed and Ongoing)
- HUD approved annual Consolidated Annual Performance Evaluation Reports. In Progress)

Long Term Goal J: Parks & Recreation. Provide outstanding parks and recreation facilities and programs for the community.

Parks and Recreation provides safe, quality parks and recreation services and well managed facilities. Staff is working toward these functions being financially sustainable, providing excellent customer service and meeting the needs of our patrons in order to support a healthy diverse community and strengthen Antioch's community image.

Strategy J-1: Increase the use of the City's recreation facilities and programs.

Short Term Objectives:

- Determine current customer base, participation and attendance levels, and existing barriers to program participation and facility rentals.
- Develop programs to increase participation in targeted areas: 11-16 year olds & 50+ age groups in fitness/wellness.
- Build awareness of programs, services and community events.
- Develop and execute a technology plan to enhance and support marketing, customer service and experience.
- Increase exposure with mobile apps and/or other social media.
- Use demographic and marketing tools of new ActiveNet registration software to grow repeat customers.

Measures of Success:

- Increased communication and collaboration with new and repeat customers. (Ongoing)
- Increased participant enrollment and facility rentals. (Ongoing)

Strategy J-2: Improve Aquatics Program Delivery

Short Term Objectives:

- Continue to make public and staff safety a top priority.
- Solicit alternative activities (e.g., water polo, synchronized swim) to reach a broader audience.
- Develop and implement strategies to deliver effective programs during periods of lower demands.
- Improve marketing of aquatics programs.

Measures of Success:

- Increased program participation. (Ongoing)
- New participants added who have not used City aquatics facilities in prior years. (Ongoing)
- Established year-around programming. (In Progress)
- Established a brand slogan that offers a concise advertising statement. (Completed)

Strategy J-3: Enhance and expand youth and adult athletic programs.

Short Term Objectives:

- Evaluate field allocation policies and other related policies and fees.
- Explore what other athletic programs are being offered by other agencies and are likely to be a draw for our residents.
- Develop and implement a plan to enhance and expand programs.
- Expand Police Activity League (PAL) activities for youth.

Measures of Success:

- Increased use of athletic fields and Antioch Community Center Gymnasium. (Ongoing)
- New and successful programs and sports opportunities. (In Progress)
- Increased participation in PAL. (Ongoing)

Strategy J-4: Use remaining Mello-Roos funds to expand and enhance Prewett Water Park with an all-abilities water attraction.

Short Term Objectives:

- Hire a construction manager to oversee the design and construction of the project.
- Create a preliminary project budget.
- Begin the design and engineering phase of the project.

Measures of Success:

- Contract in place for Construction Manager. (Completed)
- Completed preliminary project budget. (Completed)
- Contract in place with project architect and engineer. (Completed)
- Completed project. (In Progress)

Strategy J-5: Decrease General Fund subsidy to Recreation programs.

Short Term Objectives:

- Hire an experienced Parks & Recreation professional to develop a strategy to increase revenues.
- Analyze fee structure for recreation programs.
- Analyze recreation operations to increase efficiencies.

Measures of Success:

- Parks and Recreation Director hired. (Completed)
- Operational efficiencies are realized. (In Progress)
- Net revenues are increased. (In Progress)

Long Term Goal K: Public Works & Engineering. Designing, building, operating, maintaining, stewarding and enhancing Antioch's assets and resources in partnership with the community.

Together with other City departments and the community, the Department of Public Works will continue to create a safe, beautiful, highly functioning and desirable community. Responsiveness will be improved by incorporating technological advances to better communicate with our customers. Opportunities to increase the number of volunteers will be emphasized so that together, an expectation and culture of cleanliness will be realized. Emphasis on a well trained, safe and engaged workforce will foster increased productivity and reduced liability.

Strategy K-1: Ensure well maintained public facilities, rights-of-way and parks.

Short Term Objectives:

- Develop and implement a park equipment replacement priority plan.
- Develop and implement a more aggressive dead bush/tree identification and removal program.
- Expand program of hard pruning overgrown landscape vegetation.
- Reduce water usage.
- Improve ease of reporting and prompt response to requests for service, such as graffiti and dumping.
- Regularly inspect and service park equipment, restrooms and fields.

Measures of Success:

- Enhanced online applications to improve ease of reporting. (Completed)
- Improved "same or next day" removal of graffiti and illegal dumping. (In Progress)
- Increased use of low-flow water fixtures in all public areas. (In Progress)
- Increased use of stamped concrete in median landscaping. (Ongoing)
- Reduced use of water. (Ongoing)

Strategy K-2: Protect the City's water rights and deliver high quality water to our customers.

Short Term Objectives:

- Protect Antioch's water rights and water quality.
- Pursue industrial uses for Antioch water.
- Explore feasibility of desalinization.
- Continue collaboration with Lawrence Livermore National Lab and Delta Diablo.

Measures of Success:

- Comments are provided on the proposed Bay Delta Conservation Plan. (Ongoing)

- Companies needing a water source for industrial processes move to or expand in Antioch. (In Progress)
- A feasibility study on desalinization is completed. (In Progress)

Strategy K-3: Expand Public Works volunteer opportunities.

Short Term Objectives:

- Improve coordinating and utilizing volunteers to optimize our resources.
- Increase the number of volunteers by better communicating opportunities.
- Work more closely with community stakeholders to facilitate meaningful volunteer efforts.

Measures of Success:

- Create new links on the City website notifying the public of volunteer groups and opportunities. (In Progress)
- Prepare a list of a variety of projects that may be completed by volunteers. (In Progress)
- Maintain well stocked supplies and materials that may be used by volunteers to improve our community. (In Progress)

Strategy K-4: Prioritize infrastructure improvements to coincide with Economic Development goals.

Short Term Objectives:

- Focus resources on Priority Development Areas and key commercial development opportunities.
- Infrastructure improvements for the Northeast Annexation Area.

Measures of Success:

- Work with Economic Development staff to identify key commercial development opportunities. (In Progress)
- Prioritize projects to key development or redevelopment areas. (Ongoing)
- Develop a land based financing mechanism in the East Lone Tree Specific Plan Area to begin design and construction of Slatten Ranch Road. (In Progress)
- Develop and receive Council approval of an FUA 1 Precise Alignment for arterial roads. (In Progress)
- Pursue grant funding to improve infrastructure and traffic circulation. (Ongoing)
- Prioritize CDBG funding for street improvements near the Downtown area. (Completed)
- Develop an infrastructure and financing plan for the Northeast Annexation Area. (In Progress)

Strategy K-5: Reduce City liability from third party claims and workers compensation claims.

Short Term Objectives:

- Continue to comply with regulatory requirements, using best practices.
- Encourage and recognize safe behavior and practices through education, training and recognition.
- Increase and enhance ADA accessibility and reduce trip hazards.
- Expand innovative pavement repair and resurfacing program.

Measures of Success:

- Continue to extend the number of safe working days without a lost time injury. (Completed and Ongoing)
- Reduce number of Sanitary Sewer Overflow to below the three year average. (Ongoing)
- Implement a consistent hydrant flushing and valve turning program. (In Progress)
- Increase cape seal street resurfacing program area by 20%. (In Progress)
- Reduce number of potholes and pothole claims. (Ongoing)

Long Term Goal L: City Administration. Provide exemplary City administration.

City administration is a collaborative effort of several departments working in concert. The City Manager, City Attorney, City Clerk's Office are primarily focused on administering the City's policies and procedures, with Finance, Human Resources, and Information Systems supporting all City departments. These are the support services that are essential to the functionality of the City, including the City Council, various boards, commissions and committees. The goal is to improve communications, responsiveness, and administrative processes to enhance the quality of executive and administrative management.

The City conducted a series of Community Café's and Focus Groups over a number of months to get community input and prioritize the efforts of City government. What was evident throughout the Café's was that, in addition to effective administration, the City needs to improve communications with the community in order to build greater trust.

Strategy L-1: Improve community communications and trust in City government and keep the community well informed as to the activities of the City departments.

Short Term Objectives:

- Assemble and publish weekly and monthly reports to inform the community about the activities of City departments.
- Complete a strategic management plan setting forth the City's strategies, goals and objectives, to be updated annually.

- Make better use of technology to improve communications between the public and the City, including the use of social media, apps, e-mail, and phones.
- Develop a means of tracking public requests for City services and complaints.

Measures of Success:

- Consistent publishing of weekly and monthly reports. (Completed and Ongoing)
- City Council approval of the strategic management plan. (Completed)
- Implementation of various technologies and tracking systems. (In Progress)
- Number of communications transmitted to and from the City through various technological tools. (Ongoing)

Strategy L-2: Enhance Public Access to Documents.

Short Term Objectives:

- Streamline administrative/Council information access by making more documents available electronically. Documents include agendas, staff reports, resolutions, ordinances, and FPPC forms.
- Work with the IS Department to install an electronic kiosk allowing public access at City Hall to City documents, and informational How-To's like obtaining a business license, building permit, water service, etc.

Measures of Success:

- Increase in the number of City documents available to the public without requiring a Public Records Act request. (Completed and Ongoing)
- An electronic kiosk is operational and available to the public at City Hall. (No Progress)

Strategy L-3: Encourage and enhance a culture of cooperation and transparency at City Hall.

Short Term Objectives:

- Clarify staff reporting structures and responsibilities.
- Improve interdepartmental communication and cooperation by establishing working groups for endeavors that require input or actions by multiple departments.
- Streamline City processes and procedures to maximize staff efficiency and effectiveness.
- Reinforce customer service as a priority for every City employee.
- Continue to provide timely responses to Public Records Requests, Grand Jury Reports and other public or community inquiries.

Measures of Success:

- Publishing of a new organizational chart. (Completed)
- Establishment of annual goals and objectives for each City department. (Completed)

- Approval of updated City processes. (In Progress)

Strategy L-4: Implement City Council policies and direction.

Short Term Objectives:

- Review all City Council actions and direction with senior staff for follow through.
- Incorporate Council actions and direction into departmental goals.

Measures of Success:

- City Council policy decisions are implemented effectively. (Ongoing)
- The organization has a clear direction, focus and purposes. (Ongoing)

Strategy L-5: Effectively and efficiently manage City Council agenda preparation, noticing and records.

Short Term Objectives:

- Ensure the City Council agenda packets are prepared, noticed, and distributed in accordance with established timelines.
- Increase efficiencies and reduce costs by moving to primarily an electronic Council Meeting Agenda Packet.
- Ensure that all documents related to Council actions are executed, and distributed as necessary.
- Submit Annotated Agenda for publication on the City website within 24 hours after a City Council meeting.

Measures of Success:

- Reduction in the number of paper Council agenda packets generated. (Completed and Ongoing)
- All Council members using i-pads for Council agenda materials. (In Progress)
- 100% on-time agenda notice, preparation and distribution. (Ongoing)

Strategy L-6: Improve the City's Records Management.

Short Term Objectives:

- Complete computer database of all documents that have been checked out by City Staff from the Records Warehouse.
- Complete an inventory of all documents stored in the Records Warehouse and ensure all boxes are properly labeled at cataloged.
- Determine which documents should be reviewed by the City Attorney for destruction.
- Establish out-processing procedures with the HR Department for all departing City employees who have custody of files/documents from the Records Warehouse to facilitate their return or custody transfer to another City employee.

Measures of Success:

- Completed inventory of all documents at the Records Warehouse. (In Progress)
- Documented, marked and cataloged all files/documents. (In Progress)
- Completed database of documents/files checked out from the Records Warehouse. (In Progress)
- Identified documents for destruction and destroyed identified documents. (In Progress)
- Complete and establish procedures with Human Resources for departing employees. (Completed)

Strategy L-7: Manage the City's Component of Municipal Elections.

Short Term Objectives:

- Timely and complete election form filings by candidates and committees.
- Coordination with the County Elections Office.
- Publish submitted FPPC & election forms on the City website.

Measures of Success:

- All candidate filings are received on time; and, if required, submitted to the County Elections Office in accordance with election requirements. (Completed and Ongoing)
- Election results certified without issue. (Completed and Ongoing)

Strategy L-8: Coordinate City Boards and Commissions administrative requirements.

Short Term Objectives:

- Establish procedures for timely filing of FPPC Form 700 Statement of Economic Interests, and tracking of term expirations/vacancies.
- Update descriptions of the role/responsibilities of each Board/Commission.
- Utilize NEOGOV for all Board/Commission recruitment efforts.
- Develop a manual for managing the Board/Commission processes.
- Ensure compliance with the Maddy Act requirements.
- Continue to serve as Secretary to the Board of Administrative Appeals.
- Serve as the Secretary to the Sales Tax Citizens' Oversight Committee.

Measures of Success:

- Form 700 Statements of Economic Interests are submitted annually, and by those assuming or departing a Board/Commission, as required. (Ongoing)

Strategy L-9: Ensure proper filing and receipt of all original City contracts and agreements in the City Clerk's Office.

Short Term Objectives:

- Work with departments to route all executed original contracts/agreements to the City Clerk's Office, including exhibits and insurance documents.
- Scan contracts/agreements into Laserfiche.

Measures of Success:

- All original executed contracts and agreements, including exhibits, are housed in the City Clerk's Office and scanned into Laserfiche. (Ongoing)

Strategy L-10 Effective and efficient management of all aspects of Human Resource Management, including Employer/Employee Relations, labor negotiations, classification and compensation, recruitment and selection, benefits administration, and staff development.

Short Term Objectives:

- Continue to work with employees and managers on Human Resources issues as needed, including implementation of legislative actions/changes.
- Continue to assist supervisors with difficult employer/employee relations issues.
- Continue to serve as lead staff for labor negotiations and MOU implementation.
- Continue to coordinate training opportunities for staff citywide.
- Continue to manage the classification, compensation, performance evaluation and benefit plans fairly and equitably, within our fiscal abilities.
- Continue to build trusting relationships with our employees and our labor partners as part of our employer/employee and labor relations efforts.
- Complete Management unit, Confidential unit, and Operating Engineers Local 3 labor negotiations in 2014.
- Commence and complete labor negotiation with Public Employees Union Local 1 in 2015.

Measures of Success:

- Employer/employee relations issues are resolved efficiently. (Ongoing)
- Labor agreements are negotiated and implemented accordingly. (In Progress and Ongoing)
- Employees receive appropriate training for their job assignments. (Ongoing)
- The City's benefits program is administered in accordance with the policy provisions, and as cost effectively as possible. (Ongoing)
- Job classification updates are completed. (In Progress)
- Management, Confidential, and Local 1 Memorandum of Understanding are completed and approved. (In Progress)

Strategy L-11: Attract and hire highly qualified candidates to fill funded vacant positions.

Short Term Objectives:

- Continue focused, timely, and targeted recruitment efforts specific to the position and department needs, particularly for sworn Police positions.
- Continue to enhance efficiencies and streamline recruiting processes are continued, and implemented as appropriate.
- Establish process timelines at the outset of each recruitment, including deadlines for all phases of the process.

Measures of Success:

- Recruiting departments are provided with an eligibility list of highly qualified candidates within three (3) months of initiating a recruitment. (Ongoing)

Strategy L-12: Update and improve foundational policies, procedures and documents related to Human Resource management.

Short Term Objectives:

- Draft and negotiate new Personnel Rules.
- Review and update Administrative Policies and Procedures, as needed.
- Initiate review of the Employer/Employee Relations Resolution from 1975 and update as necessary.

Measures of Success:

- Updated rules, policies and procedures are adopted and implemented. (In Progress)

Strategy L-13: Enhance the City's Safety and Loss Control Program.

Short Term Objectives:

- Direct more focus on the prevention side of loss control.
- Employees are trained on the Injury and Illness Prevention Plan and other safety topics.
- The citywide Safety Committee meets quarterly.
- Policies and programs recommended by Municipal Pooling Authority are put in place.

Measures of Success:

- The City's experience modification factors for both workers' compensation and liability claims are reduced. (Completed and Ongoing)

Long Term Goal M: Redevelopment Dissolution. Complete Dissolution of Antioch Development Agency.

The Antioch Development Agency (Agency) was officially dissolved by the State of California under AB 1X26. The City of Antioch elected to become the Successor Agency to the Antioch Development Agency and, in that capacity, is tasked with winding down operations of the former Agency until all obligations of the former Agency are satisfied. Obligations are expected to last until 2032.

Strategy M-1: Complete dissolution of Antioch Development Agency by 2032.

Short Term Objectives:

- Complete Long Range Property Management Plan for parcels of the former Antioch Development Agency.
- Work with the State Department of Finance to resolve findings in the Other Funds and Accounts Due Diligence Review.
- Receive a Finding of Completion from the State Department of Finance.
- Evaluate restructuring of Agency debt once a Finding of Completion is obtained.

Measures of Success:

- Receiving a Finding of Completion from State Department of Finance. (In Progress)
- Receiving approval of Long Range Property Management Plan from State Department of Finance. (In Progress)
- Implementing the Long Range Property Management Plan. (On Hold)
- Completing dissolution of redevelopment agency by 2032. (In Progress)

Long Term Goal N: Legal Services. Provide legal counsel to the City Council and staff to enable and support all City policies, procedures and initiatives.

The City Attorney serves as Legal Counsel to the City of Antioch, City of Antioch as Successor Agency to the Antioch Development Agency, and Housing Successor and provides legal services to the City Council, Commissions, Boards and staff on all areas of municipal law; oversees all claims and litigation; and handles all property acquisitions and real property lease issues. The City Attorney also selects and oversees outside legal counsel as necessary to provide legal services necessary due to volume of work or special expertise in particular areas of law.

Strategy N-1: Effectively and efficiently provide legal services in support of the City's policies, procedures and initiatives.

Short Term Objectives:

- Continue to handle matters from Council and Staff in a timely and efficient manner, as resources allow.
- Continue to keep the Council apprised of legal matters.
- Continue to ensure staff compliance with contract policies, procedures and relevant laws.
- Continue overseeing prosecution and defense of claims and litigation involving the City.
- Prepare standardized contracts, forms and policies to assist with the City's administration.

Measures of Success:

- Completion of various negotiated settlements and agreements. (Ongoing)
- City Attorney approval of all contracts and agreements. (Ongoing)
- Annual Comprehensive update of City Council on legal matters. (Completed and Ongoing)
- Successful disposition of various pending legal matters through court or settlement. (In Progress and Ongoing)

Long Term Goal O: Financial Services. Achieve and maintain financial stability and transparency.

In order for the City of Antioch to fully recover from the economic crisis it must balance its budget and put itself in a stable financial position to address current needs, unexpected events and long-term liabilities. The City needs to position itself to handle future economic uncertainties without paralyzing operations. It also needs to be able to fully fund long term obligations for other post employment benefits and supplementary retirement plans so that these staggering unfunded liabilities do not detract from providing municipal services in the future.

Strategy O-1: Improve the City's financial stability by implementing a two year budget cycle and ensuring that each fiscal year's budget is balanced.

Short Term Objectives:

- Starting with 2015-2016, go to a two-year budget approval, to be updated annually.
- Adopt a two-year balanced budget annually and do not rely on potential savings to close the "gap" at year end.
- Do not spend more than is necessary; use budget savings to build up General Fund reserves.
- Continue the "soft" hiring freeze; although positions may be in the budget, senior management will review operations with the City Manager to see if duties can be

assigned to existing staff and demonstrate that position is essential before being authorized to be filled when vacated.

- Continue to evaluate new ways to deliver municipal services in a more cost-effective manner.
- Consider eliminating non-essential community services that run deficits and require use of General Fund resources.
- Consider service-sharing with other communities when mutually beneficial.
- Review and increase as many “Master Fee” revenues as possible annually to ensure maximum cost recovery is being obtained.

Measures of Success:

- Staff presents, and the City Council adopts, a balanced two-year budget each year. (Completed and Ongoing)
- Not exceeding adopted appropriations in any given fiscal year. (Ongoing)
- Increased General Fund reserves. (Ongoing)

Strategy O-2: Ensure the City achieves long-term fiscal sustainability.

Short Term Objectives:

- Consider local tax measures, such as updating the Business License tax to ensure inclusion of residential rental properties and/or raising the minimum Business Licenses tax.
- Continue to work with the City Council and the Executive Management team to determine appropriate staffing models and expenditure plans, based on our recurring revenue projections.
- (New) Implement policies to reduce unfunded pension liabilities.

Measures of Success:

- Council to determine if and when to go to the electorate with any tax measures. (Completed and Future)
- Staff presents, and the City Council adopts, a balanced two-year budget each year. (Completed and Ongoing)
- Unfunded pension liabilities policies implemented. (New)

Strategy O-3 Ensure financial records and reports are accurate, reliable, and timely, including the Comprehensive Annual Financial Report (CAFR) and other financial statements, monthly budget status updates provided electronically to the City Manager and Council, and quarterly budget updates posted to the City’s website.

Short Term Objectives:

- Complete all financial statements and audits within six months of fiscal year end.
- Receive unqualified audit opinions on financial reports issued.
- Receive GFOA Certificate of Achievement for Excellence in Financial Reporting.

- Update quarterly budget facts and post to City's website within 30 days of quarter end.
- Provide electronic monthly budget updates to the City Manager and Council.
- Complete all required quarterly grant reporting by due dates as well as any other outside agency financial reports required/requested.
- Adopt City's two-year budget by June 30th each fiscal year.

Measures of Success:

- Meeting all reporting deadlines (both external and internal). (Completed and Ongoing)
- Receiving unqualified audit opinions. (Completed and Ongoing)
- Receiving GFOA award. (Completed and Ongoing)
- Adopting budget by June 30th. (Completed and Ongoing)

Long Term Goal P: Information Systems Services. Provide efficient and reliable Information Systems (IS) support for all City operations and communications.

Information Systems provides the technological backbone for all City operations and communications within the City government, and maintains the City's ability to communicate with the community and the world. IS staff also provides outstanding interactive services that are available to the community, enhanced and supported by efficient and cost effective information technology.

Strategy P-1: Enhance the City's overall data security environment.

Short Term Objectives:

- Complete network security assessment.
- Generate network security assessment report.
- Implement findings from security assessment report.

Measures of Success:

- Improved monitoring of network activity. (In Progress and Ongoing)
- Stopping and/or detecting possible network attacks. (Ongoing)

Strategy P-2: Continue equipment replacement efforts.

Short Term Objectives:

- Replace aging server hardware and software. (In Progress and Ongoing)
- Replace aging desktop hardware and software. (In Progress and Ongoing)

Measures of Success:

- Reduced or eliminated the possibility of catastrophic hardware failure.(In Progress and Ongoing)

- Increased systems uptime. (Completed and Ongoing)

Strategy P-3: Implement organization wide server and desktop virtualization to provide the ability to run multiple servers or desktops on a single piece of hardware and thereby increase efficiencies.

Short Term Objectives:

- Include additional servers.
- Virtualize user desktops.
- (New) Virtualize and upgrade phone system.
- (New) Virtualize and upgrade voice mail system.

Measures of Success:

- Improved disaster recovery. (In Progress and Ongoing)
- More efficient use of Information Systems staff. (Ongoing)
- Efficient use of technology. (Ongoing)

Strategy P-4: Enhance data backup/archive enhancements and efficiencies.

Short Term Objectives:

- Increase the size of the current disk to disk backup system.
- Reduce the number of archive tapes.

Measures of Success:

- Increase the number of days to recover deleted or corrupt files from disk or back-up system. (No Progress)
- Decreased staff time on system back-up functions. (No Progress)

Strategy P-5: Improve support of Public, Education, and Government (PEG) broadcasting.

Short Term Objectives:

- Create a partnership with Contra Costa TV to support the City's PEG initiatives.
- Assist Antioch Unified School District with their PEG initiatives.
- Bring quality local broadcasts to the PEG channel.

Measures of Success:

- Enhanced control over the City's Comcast and AT&T U-verse PEG channels. (Completed)
- Improved programming and public announcements on the City's PEG channels. (No Progress)

Strategy P-6: Increased use of surveillance cameras throughout the City to assist Police, Code Enforcement and Public Works deployment efficacy.

Short Term Objectives:

- Add cameras to key locations throughout the City.

Measures of Success:

- Improved deployment of resources. (In Progress and Ongoing)
- Reduction of illegal activities. (Ongoing)
- Improved public wellbeing. (Ongoing)

Strategy P-7: City wide Information Systems departmental projects and system enhancements.

Short Term Objectives:

- Finance - Upgrade system. (In Progress)
- Finance - Upgrade Utility Billing system. (In Progress)
- Police Department Dispatch center remodel. (In Progress)
- Police Department's transition to county wide EBRICS radio system. (In Progress)
- Community Development, upgrade and/or Replace building permit software. (In Progress)
- Domain name change. (In Progress)

Measures of Success:

- Completion of projects.

Conclusion:

The City of Antioch has weathered a severe financial storm over the last few years. Tough decisions have been made. Severe reductions in revenues to the City necessitated severe cuts to staffing and City service levels. Now that the economy is improving, revenues are increasing and the electorate passed Measure C and Measure O. The Police Department and Code Enforcement are growing to meet critical needs, but the City is still under significant financial stress, as revenues are still not sufficient to provide the level of City services that the people of Antioch should have. As we look a few years ahead, the City is projecting a structural deficit and has unfunded pension liabilities. These issues are being addressed by staff and the City Council to ensure that we do not deplete all general fund reserves a few short years down the road.

In the longer term, Antioch is well positioned to take advantage of improvements in the Bay Area economy, which has generally improved. The completion of the State Route 4 widening and the BART station will help support jobs and housing in Antioch. In addition,

the annexation of over 500 acres along the northeast shoreline provides an area where commercial and industrial development can produce local jobs, as well as property and sales tax.

This Strategic Management Plan Update is designed to optimize the City's limited resources to maximize the quality of services to the community, reduce costs where possible and to increase revenues going forward. Implementing the goals, strategies and objectives contained in the Plan will greatly enhance the quality of services to the community, stimulate the local economy and improve the quality of life in Antioch.