



Council Chambers
200 H Street
Antioch, CA 94509

Closed Session - 6:00 P.M.
Regular Meeting - 7:00 P.M.

ANNOTATED AGENDA

for

JULY 26, 2016

**Antioch City Council
Regular Meeting**

**Including the Antioch City Council
acting as Successor Agency/
Housing Successor to the
Antioch Development Agency**

Wade Harper, Mayor

Lori Ogorchock, Mayor Pro Tem

Mary Helen Rocha, Council Member

Tony Tiscareno, Council Member

Monica E. Wilson, Council Member

Arne Simonsen, City Clerk

Donna Conley, City Treasurer

Steven Duran, City Manager

Michael G. Vigilia, City Attorney

PLEASE TURN OFF CELL PHONES BEFORE ENTERING COUNCIL CHAMBERS.

Electronic Agenda Packet viewing at: <http://www.ci.antioch.ca.us/CityGov/agendas/FindAgenda.asp>

With Project Plans at: <http://ci.antioch.ca.us/CityGov/CommDev/PlanningDivision/docs/Project-Pipeline.pdf>

Hard Copy viewing at: Antioch Public Library, 501 W 18th St, Antioch, CA

Online Viewing: <http://www.ci.antioch.ca.us/CityGov/citycouncilmeetings.asp>

Council meetings are televised live on Comcast Channel 24

Notice of Availability of Reports

This agenda is a summary of the actions proposed to be taken by the City Council. For almost every agenda item, materials have been prepared by the City staff for the Council's consideration. These materials include staff reports which explain in detail the item before the Council and the reason for the recommendation. The materials may also include resolutions or ordinances which are proposed to be adopted. Other materials, such as maps and diagrams, may also be included. All of these materials are available at the City Clerk's Office, located on the 3rd Floor of City Hall, 200 H Street, Antioch, CA 94509, during normal business hours for inspection and (for a fee) copying. Copies are also made available at the Antioch Public Library for inspection. Questions on these materials may be directed to the staff member who prepared them, or to the City Clerk's Office, who will refer you to the appropriate person.

Notice of Opportunity to Address Council

The public has the opportunity to address the Council on each agenda item. To address the Council, fill out a yellow Speaker Request form, available on each side of the entrance doors, and place in the Speaker Card Tray. See the Speakers' Rules on the inside cover of this Agenda. Comments regarding matters not on this Agenda may be addressed during the "Public Comments" section.

6:00 P.M. ROLL CALL – CLOSED SESSIONS – for Council Members – *Council Members Wilson, Ogorchock, Rocha and Mayor Harper (Council Member Tiscareno – excused absence)*

PUBLIC COMMENTS for Closed Sessions – *None*

CLOSED SESSIONS:

1) **CONFERENCE WITH LABOR NEGOTIATORS** – This Closed Session with the City's Labor Negotiators is authorized by California Government Code § 54957.6; City designated representatives: Nickie Mastay, Denise Haskett and Glenn Berkheimer; Employee organizations: Antioch Police Officers' Association and Operating Engineers Local Union No. 3 (OE3).

Direction given to Labor Negotiators

2) **CONFERENCE WITH REAL PROPERTY NEGOTIATORS** pursuant to California Government Code section 54956.8; Property – Humphrey's Restaurant: Agency Negotiator – City Manager; Parties – Dorothy Everett and John Jernegan.

Direction was given to staff

7:08 P.M. ROLL CALL – REGULAR MEETING – for Council Members/City Council Members acting as Successor Agency/Housing Successor to the Antioch Development Agency – *Council Members Wilson, Ogorchock, Rocha and Mayor Harper (Council Member Tiscareno – excused absence)*

PLEDGE OF ALLEGIANCE

ANNOUNCEMENTS OF CIVIC AND COMMUNITY EVENTS

ANNOUNCEMENTS OF BOARD AND COMMISSION OPENINGS

➤ *POLICE CRIME PREVENTION COMMISSION (Deadline date to apply: 08/12/16)*

PUBLIC COMMENTS – *Members of the public may comment only on unagendized items. The public may comment on agendized items when they come up on this Agenda.*

CITY COUNCIL COMMITTEE REPORTS

MAYOR'S COMMENTS

1. **PRESENTATIONS** – *Chichibu Sister City Program*
 - *Investment Report by Public Finance Management (PFM), presented by Nancy Jones*
 - *Police Statistics Mid-Year Report 2016, presented by Chief Allan Cantando*

PRESENTATION

PRESENTATION

2. **CONSENT CALENDAR for City /City as Successor Agency/Housing Successor to the Antioch Development Agency**

- A. APPROVAL OF COUNCIL MINUTES FOR JUNE 14, 2016

Approved, 4/0

Recommended Action: It is recommended that the City Council approve the minutes.

STAFF REPORT

- B. APPROVAL OF COUNCIL MINUTES FOR JUNE 28, 2016

Approved, 4/0

Recommended Action: It is recommended that the City Council approve the minutes.

STAFF REPORT

- C. APPROVAL OF COUNCIL WARRANTS

Approved, 4/0

Recommended Action: It is recommended that the City Council approve the warrants.

STAFF REPORT

- D. PARTIAL REJECTION OF CLAIM: GONZALO LUNA CARRILLO

Rejected, 4/0

Recommended Action: It is recommended that the City Council reject the claim of Gonzalo Luna Carillo that was received on June 21, 2016. Should the City Council desire to discuss this matter, it would be scheduled for a future closed session.

STAFF REPORT

- E. APPROVAL OF TREASURER'S REPORT FOR MAY 2016

Approved, 4/0

Recommended Action: It is recommended that the City Council approve the report.

STAFF REPORT

- F. APPROVAL OF TREASURER'S REPORT FOR JUNE 2016

Approved, 4/0

Recommended Action: It is recommended that the City Council approve the report.

STAFF REPORT

- G. AUTHORIZE RESPONSE TO GRAND JURY REPORT: "CARING FOR VICTIMS" (REPORT 1605)

**Reso No. 2016/75 adopted
with changes to response letter, 4/0**

Recommended Action: It is recommended that the City Council adopt the resolution authorizing the Mayor to sign the response to the Grand Jury report: "Caring for Victims."

STAFF REPORT

CONSENT CALENDAR for City /City as Successor Agency/Housing Successor to the Antioch Development Agency – Continued

H. FOURTH AMENDMENT TO THE CONSULTANT SERVICES AGREEMENT FOR PROFESSIONAL SERVICES WITH WALTER BISHOP CONSULTING

Reso No. 2016/76 adopted, 4/0

Recommended Action: It is recommended that the City Council adopt a resolution approving the Fourth Amendment to the Consultant Service Agreement with Walter Bishop Consulting to assist in negotiations with the City's Water Rights, provide support, planning and strategies with Bay Delta Conservation Plan (BDCP) and the Brackish Water Desalination Treatment Project in the amount of \$75,000 bringing the total contract amount to \$170,000.

STAFF REPORT

I. FIRST AMENDMENT TO THE CONSULTANT SERVICES AGREEMENT WITH JN ENGINEERING FOR ON-CALL INSPECTION SERVICES

Reso No. 2016/77 adopted, 4/0

Recommended Action: It is recommended that the City Council adopt a resolution amending the fiscal year 2016/2017 Capital Improvements budget to increase funding for on-call inspection services by \$75,000 and authorize the City Manager to execute the First Amendment to the Consultant Services Agreement with JN Engineering to continue to provide on-call inspection services, bringing the total contract amount to \$125,000.

STAFF REPORT

J. CONSIDERATION OF SOLE SOURCE AWARD FOR POTABLE WATER METER TEST BENCH AND SYSTEM EQUIPMENT

Reso No. 2016/78 adopted, 4/0

Recommended Action: It is recommended that the City Council adopt the resolution authorizing the City Manager or his designee to enter into an agreement with National Meter and Automation, Inc., to purchase a Potable Water Meter Test Bench and System Equipment in the amount of \$78,236.26.

STAFF REPORT

K. AMENDMENT OF THE FISCAL YEAR 2016/17 MASTER FEE SCHEDULE

Reso No. 2016/79 adopted, 4/0

Recommended Action: It is recommended that the City Council adopt the resolution amending the 2016/17 Master Fee Schedule to reflect the correct Treated Water Capacity fee remitted to Contra Costa Water District in conjunction with the correct adjustment of the Water Capacity Fee collected by the City of Antioch, and change the Backflow Preventing Device Testing fee.

STAFF REPORT

L. RESOLUTION AUTHORIZING THE CITY MANAGER TO ENTER INTO A CONTRACT WITH TRB + ASSOCIATES TO PROVIDE INTERIM CODE ENFORCEMENT MANAGER SERVICES

Reso No. 2016/80 adopted, 4/0

Recommended Action: It is recommended that the City Council adopt the resolution authorizing the City Manager to enter into a contract with TRB + Associates to provide Interim Code Enforcement Manager Services. The contract would be for a term of one year beginning July 27, 2016 and terminating on June 30, 2017 for an amount not to exceed \$200,000.

STAFF REPORT

CONSENT CALENDAR for City /City as Successor Agency/Housing Successor to the Antioch Development Agency – Continued

City of Antioch Acting as Successor Agency/Housing Successor to the Antioch Development Agency

M. APPROVAL OF SUCCESSOR AGENCY WARRANTS

Approved, 4/0

Recommended Action: It is recommended that the City Council approve the warrants.

STAFF REPORT

N. APPROVAL OF HOUSING SUCCESSOR WARRANTS

Approved, 4/0

Recommended Action: It is recommended that the City Council approve the warrants.

STAFF REPORT

PUBLIC HEARING

3. PUBLIC HEARING TO CONFIRM ASSESSMENTS FOR THE LANDSCAPE MAINTENANCE DISTRICTS 1, 2A, 4, 5, 9, AND 10 FOR FISCAL YEAR 2016/2017 (PW 500)

Reso No. 2016/81 adopted, 4/0

Recommended Action: It is recommended that the City Council adopt the Resolution ordering improvements and levying annual assessments for Landscape Maintenance Districts 1, 2A, 4, 5, 9, and 10 for Fiscal Year 2016/2017.

STAFF REPORT

COUNCIL REGULAR AGENDA

4. RESOLUTION CONFIRMING CANVASS BY THE COUNTY CLERK OF CONTRA COSTA OF BALLOTS CAST AT THE PRIMARY ELECTION HELD ON JUNE 7, 2016

Reso No. 2016/82 adopted, 4/0

Recommended Action: It is recommended that the City Council adopt the resolution confirming the results of the June 7, 2016 Primary Election.

STAFF REPORT

PUBLIC COMMENT

STAFF COMMUNICATIONS

COUNCIL COMMUNICATIONS AND FUTURE AGENDA ITEMS – *Council Members report out various activities and any Council Member may place an item for discussion and direction on a future agenda. Timing determined by Mayor and City Manager – no longer than 6 months.*

ADJOURNMENT – 9:38 p.m.



STAFF REPORT TO THE CITY COUNCIL
FOR CONSIDERATION AT THE COUNCIL MEEING OF July 26, 2016

SUBMITTED BY: Donna Conley, City Treasurer

DATE: JULY 6, 2016

SUBJECT: Presentation of Investment Report by PFM (Public Finance Management)

RECOMMENDATION: Review and file.

BACKGROUND: On September 27, 2011 the City Council approved to disband the Investment Advisory Committee. In order to keep the City Council and the public informed on investment transactions, PFM (Public Finance Management) will be making investment presentations to the City Council at meetings in January and July of each year.



City of Antioch



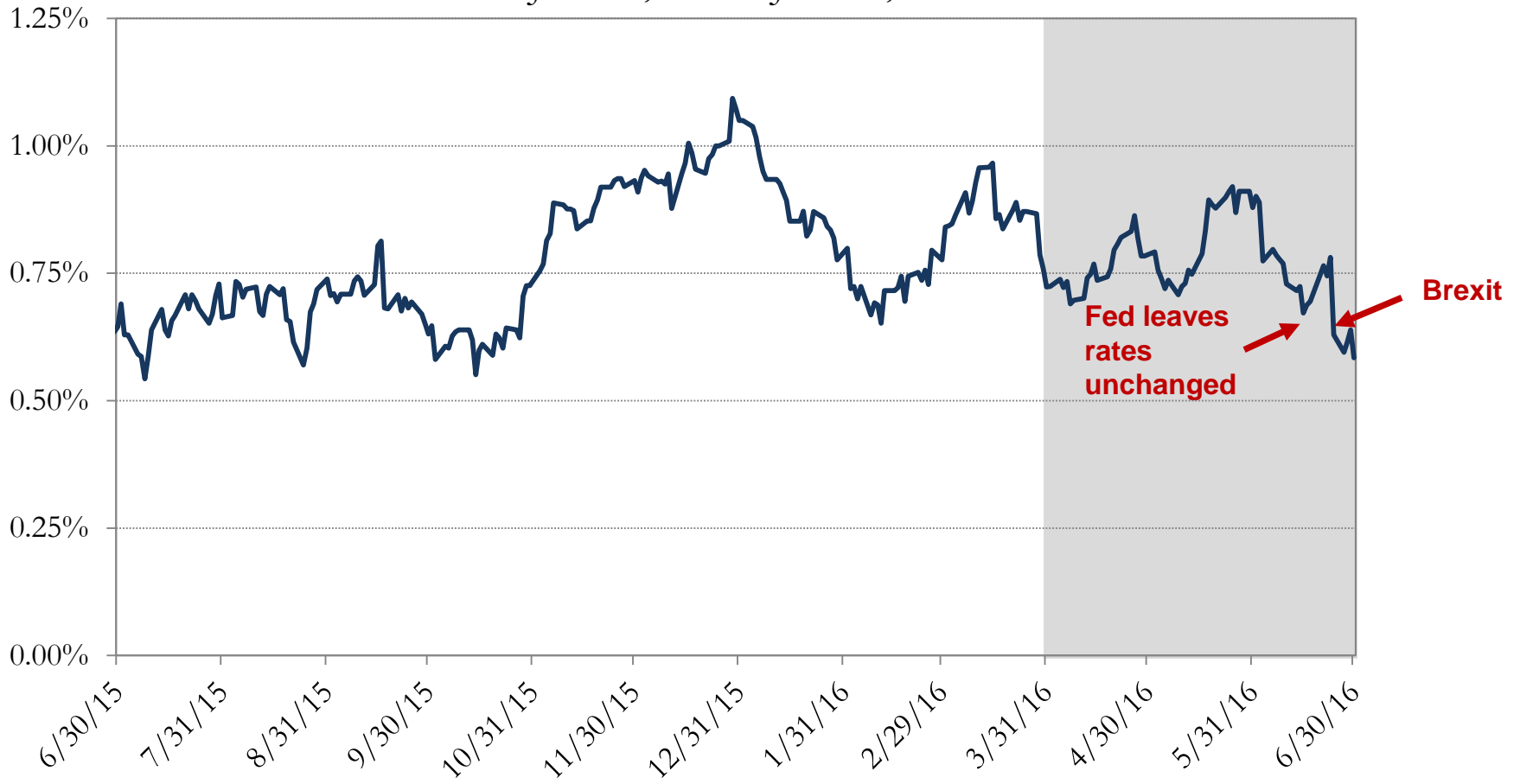
Second Quarter 2016 Review of Portfolio

Nancy Jones, Managing Director
Sarah Meacham, Director
PFM Asset Management LLC

Market Update

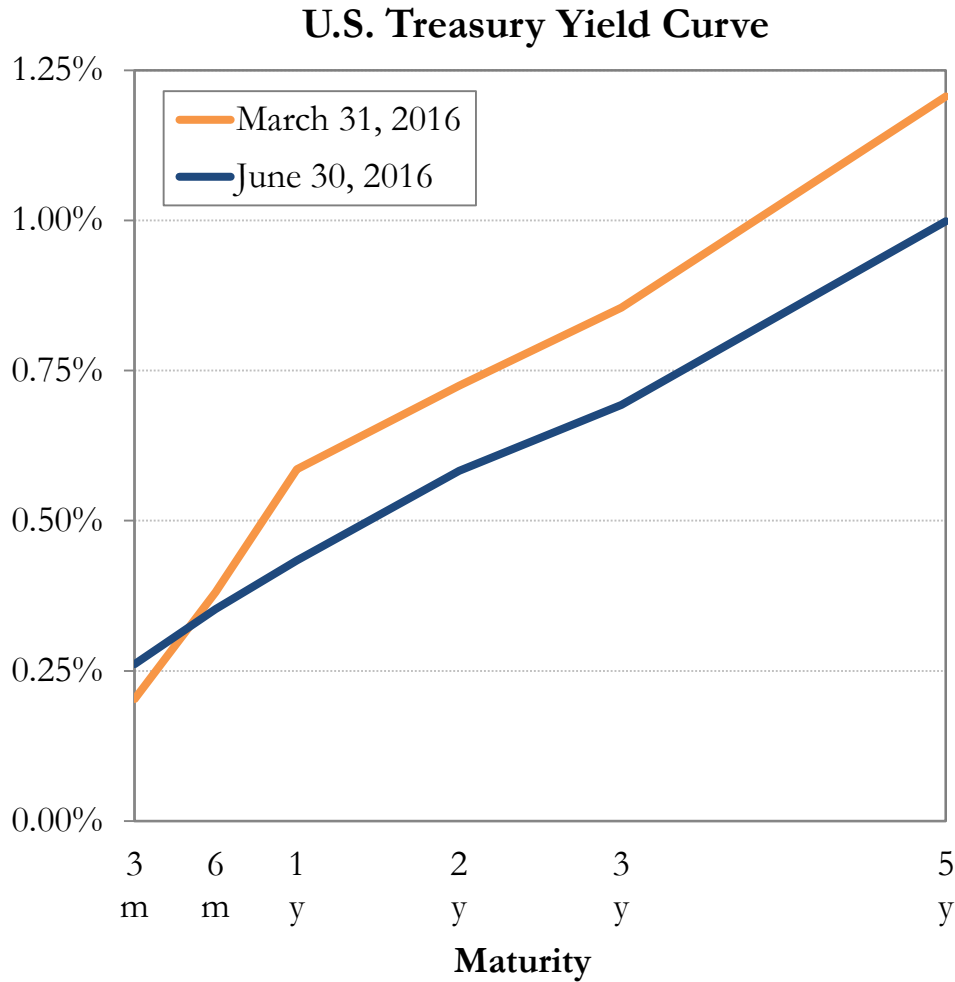
2-Year U.S. Treasury Yield

2-Year Treasury Yield
June 30, 2015 – June 30, 2016



Source: Bloomberg

Rates Move Lower Across the Yield Curve

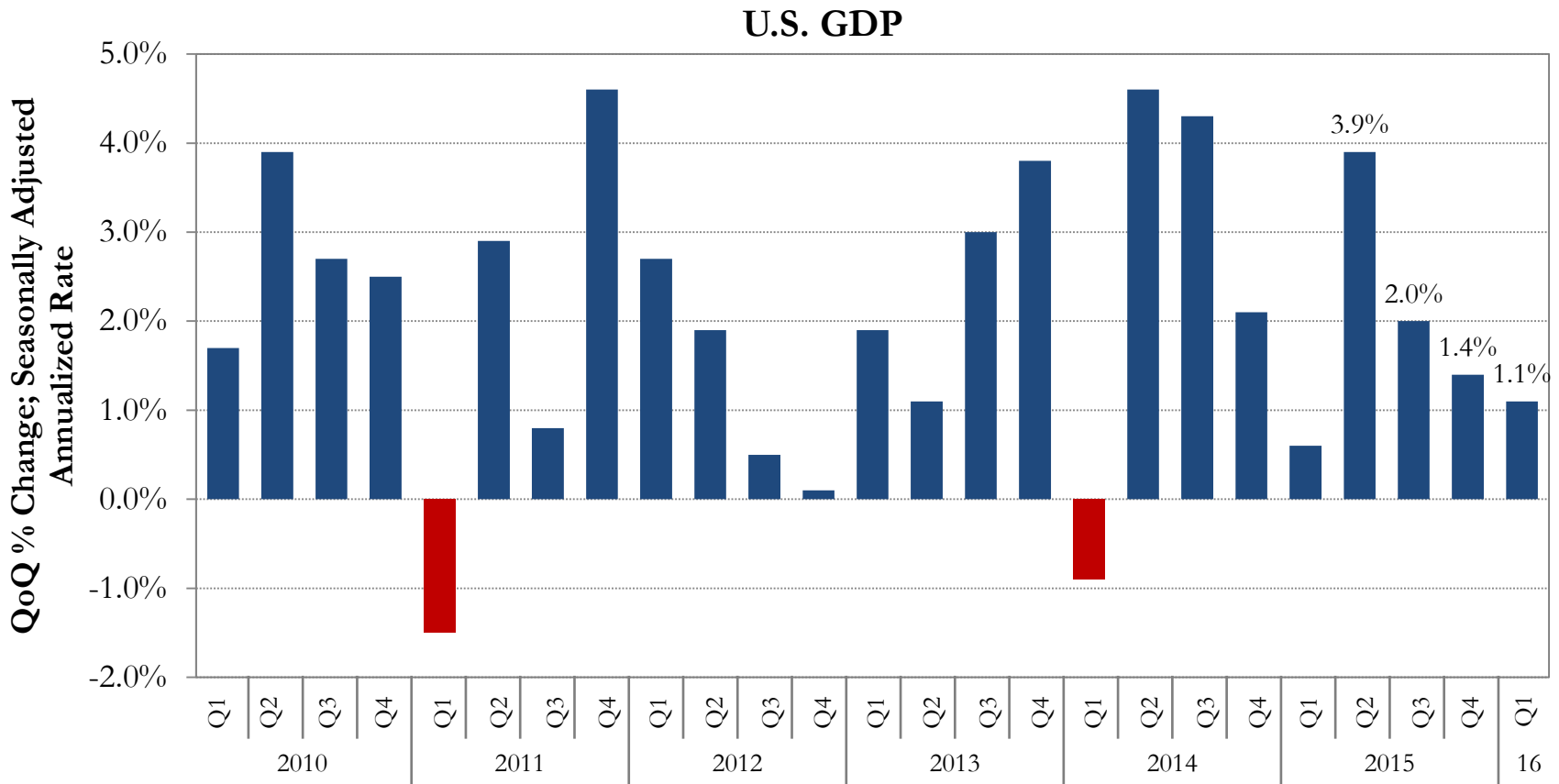


	3/31/16	6/30/16	Change
3 month	0.20%	0.26%	+0.06%
6 month	0.38%	0.35%	-0.03%
1 year	0.59%	0.43%	-0.16%
2 year	0.72%	0.58%	-0.14%
3 year	0.86%	0.69%	-0.17%
5 year	1.21%	1.00%	-0.21%
10 year	1.77%	1.47%	-0.30%
30 year	2.61%	2.27%	-0.34%

Source: Bloomberg

First Quarter GDP Revised Higher

- After an initial reading of 0.5%, the final reading of first quarter GDP came out to 1.1%, as improved performance in trade and business investment compensated for weak growth in consumer spending.

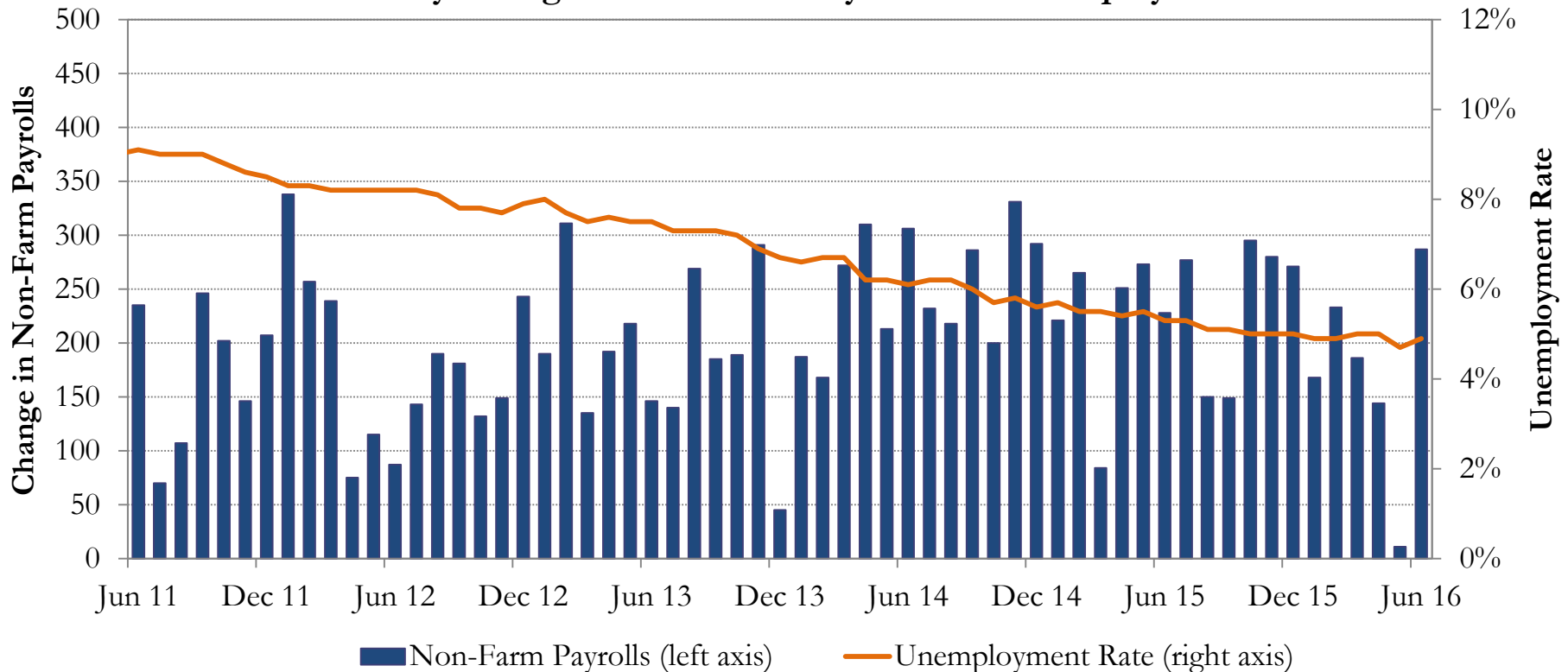


Source: Bureau of Economic Analysis.

Employment Sector Remains Solid

- The U.S. labor market bounced back in June as nonfarm payrolls increased by a robust 287,000.
- Average monthly job growth for the second quarter was 147,000 jobs a month.
- The unemployment rate ended the quarter at 4.9% with labor force participation at 62.6%.
- Year-over-year average hourly earnings increased 2.6%, the highest growth rate since the recession.

Monthly Change in Non-Farm Payrolls and Unemployment Rate



Source: Bureau of Labor Statistics.

Brexit: Affect on Interest Rate Outlook

- Although the U.S. financial markets have mostly recovered from Brexit, the Federal Reserve will likely be more cautious about raising rates in the second half of the year.
- The Fed's June minutes suggest that officials will be assessing the economic consequences of Brexit as they unfold before shifting from the current monetary stance.
- The British economy is expected to slow. According to a study by the country's treasury, the UK could suffer a mild recession as a result of Brexit.
- Business spending and investment will likely be delayed in the UK.
- Brexit raises concerns about the EU's future and sets the stage for potential political contagion within the group.

Probability of Fed Rate Hike

Meeting	12/31/15	5/31/16	7/8/16
7/27/16	79%	57%	4%
9/21/16	87%	64%	10%
11/2/16	89%	67%	10%
12/14/16	93%	78%	22%
2/1/17	95%	81%	22%

Source: Federal Reserve, Bloomberg, WRP as of 7/8/16.

Investment Performance Review

- Given the high degree of uncertainty, PFMAM maintained portfolio duration positions near-neutral to benchmarks throughout the quarter. At the end of the quarter, the portfolio's duration was 1.82 years, nearly matching the benchmark's duration.
- The yield relationship between U.S. Treasury and federal agency securities remained mostly range-bound during the quarter, but agencies could not quite keep pace with the significant Treasury rally that resulted from Brexit. New issue supply helped keep shorter-maturity yield spreads elevated at attractive levels.
- The corporate sector performed well during the quarter as economic conditions improved and oil prices increased. We continued to look for opportunities to add value within this sector, and we were able to purchase several issues when they offered strong relative value.
- We added a new issue of asset-backed securities, as AAA-rated tranches of high quality structures offer good value and help to further diversify the portfolio.

Security Type ¹	Market Value as of June 30, 2016	Percentage of Portfolio	% Change vs. 3/31/16	Permitted by Policy	In Compliance
U.S. Treasury	19,669,483	25%	-6%	100%	✓
Federal Agency/GSE	8,531,965	11%	+3%	100%	✓
Federal Agency/CMO	2,425,356	3%	+1%	100%	✓
Municipal	376,199	<1%	-1%	100%	✓
Negotiable CDs	15,760,204	20%	-2%	30%	✓
Corporate Notes	19,510,860	25%	+2%	30%	✓
Asset-Backed	4,474,660	6%	-	20%	✓
Supra-National	1,745,364	2%	+2%	30%	✓
LAIF	6,238,289	8%	-	\$65 Million	✓
Totals	\$78,732,380	100%	-		

Notes:

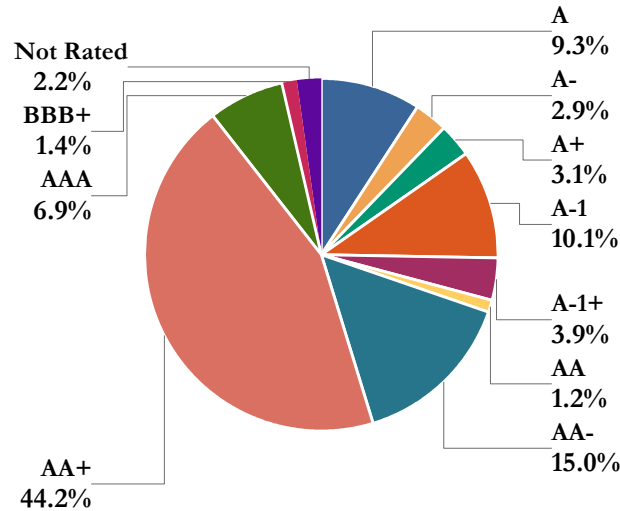
1. End of quarter trade-date market values of portfolio holdings, excluding accrued interest and money market fund balances. Percentages may not add up due to rounding.

Portfolio Statistics

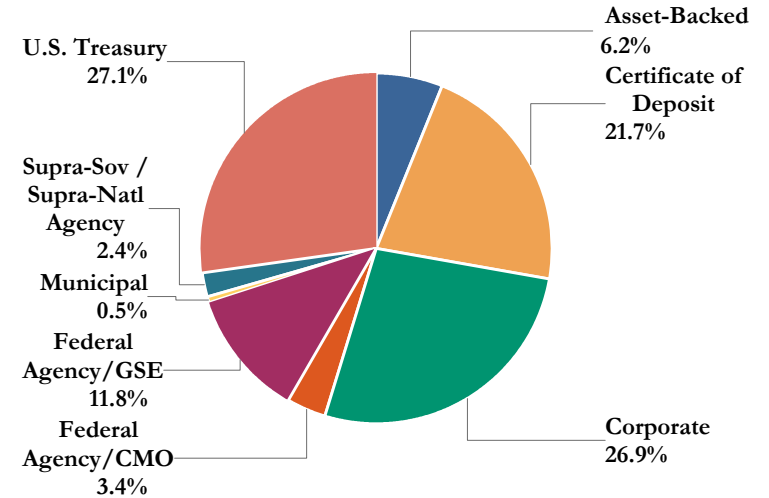
As of June 30, 2016

Par Value:	71,816,462
Total Market Value:	72,699,786
Security Market Value:	72,494,092
Accrued Interest:	205,694
Cash:	-
PFM	-
Amortized Cost:	72,053,645
Yield at Market:	0.90%
Yield at Cost:	1.20%
Effective Duration:	1.82 Years
Duration to Worst:	1.94 Years
Average Maturity:	2.04 Years
Average Credit: **	AA

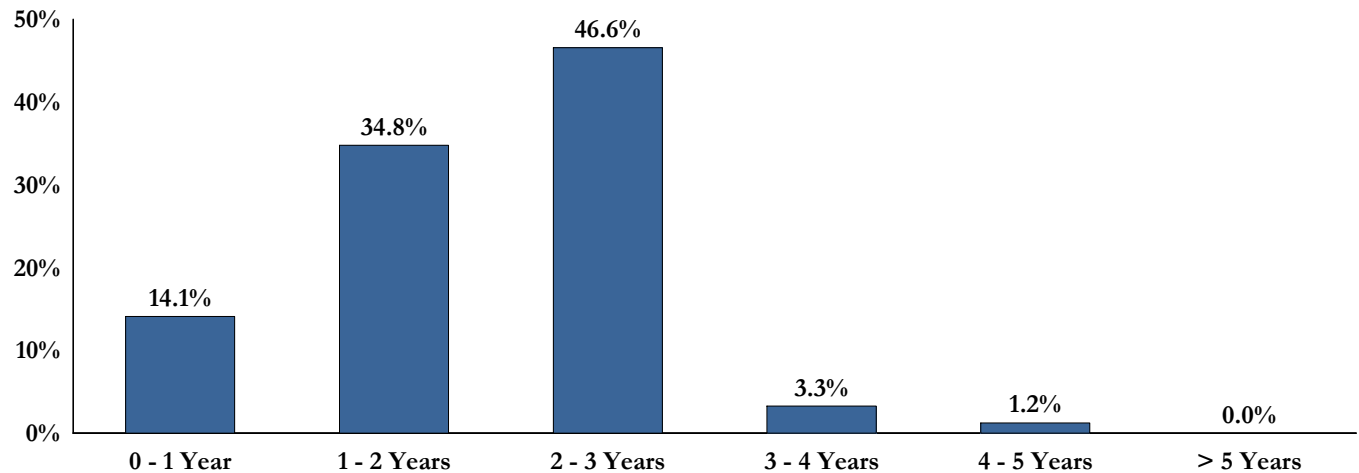
Credit Quality (S&P Ratings)



Sector Allocation



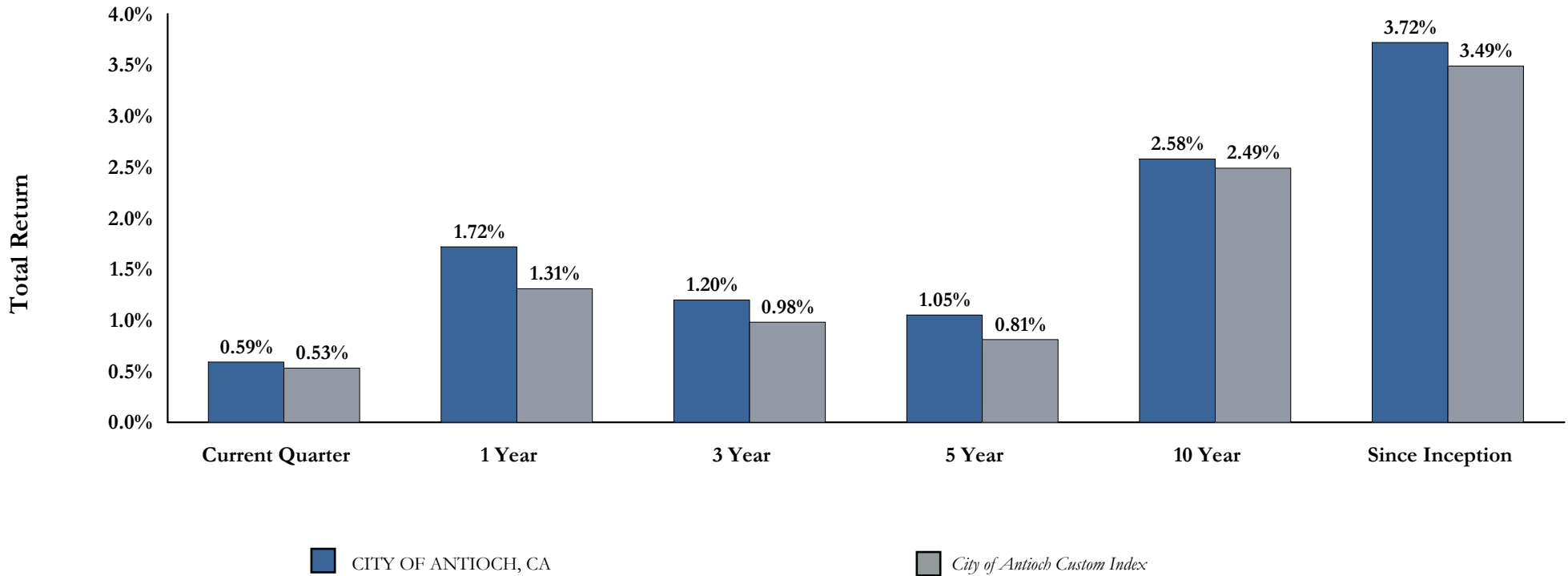
Maturity Distribution



** An average of each security's credit rating assigned a numeric value and adjusted for its relative weighting in the portfolio.

Portfolio Performance (Total Return)

Portfolio/Benchmark	Effective Duration	Current Quarter	1 Year	Annualized Return			Since Inception (06/30/95)
				3 Year	5 Year	10 Year	
CITY OF ANTIOCH, CA	1.82	0.59%	1.72%	1.20%	1.05%	2.58%	3.72%
<i>City of Antioch Custom Index</i>	1.83	0.53%	1.31%	0.98%	0.81%	2.49%	3.49%
Difference		0.06%	0.41%	0.22%	0.24%	0.09%	0.23%



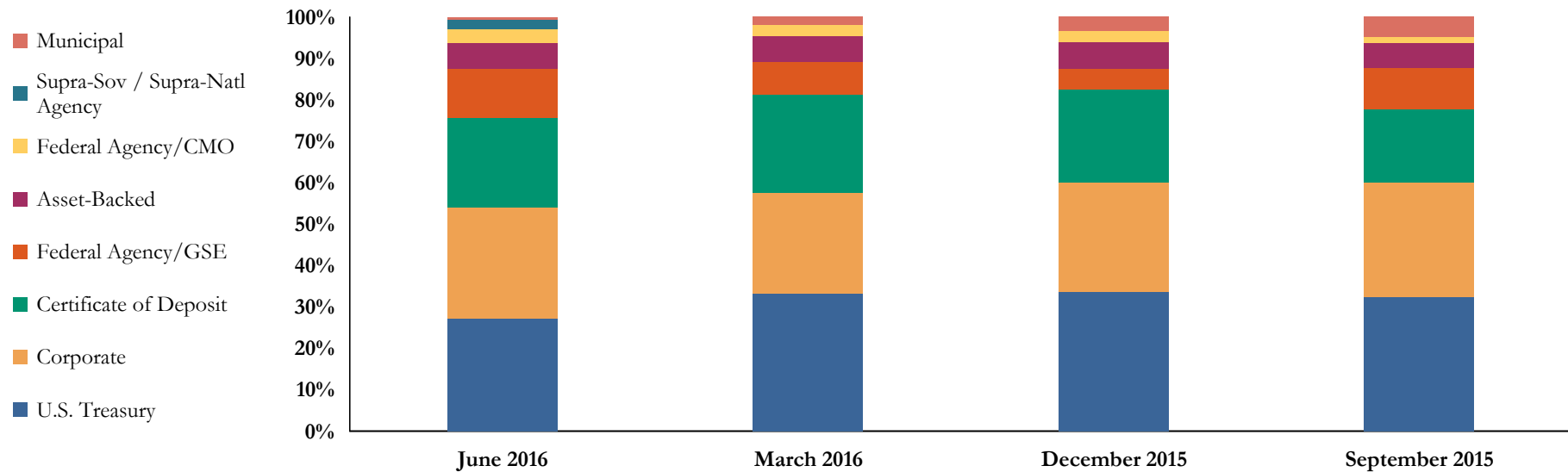
Portfolio performance is gross of fees unless otherwise indicated.

Portfolio Earnings
Quarter-Ended June 30, 2016

	<u>Market Value Basis</u>	<u>Accrual (Amortized Cost) Basis</u>
Beginning Value (03/30/2016)	\$72,419,122.72	\$72,166,587.26
Net Purchases/Sales	(\$120,182.09)	(\$120,182.09)
Change in Value	\$195,151.07	\$7,239.57
Ending Value (06/30/2016)	\$72,494,091.70	\$72,053,644.74
Interest Earned	\$234,026.25	\$234,026.25
Portfolio Earnings	\$429,177.32	\$241,265.82

Sector Allocation

Sector	June 30, 2016		March 30, 2016		December 30, 2015		September 30, 2015	
	MV (\$MM)	% of Total	MV (\$MM)	% of Total	MV (\$MM)	% of Total	MV (\$MM)	% of Total
U.S. Treasury	19.7	27.1%	24.1	33.3%	23.6	33.7%	22.9	32.4%
Corporate	19.5	26.9%	17.7	24.4%	18.6	26.6%	19.6	27.7%
Certificate of Deposit	15.8	21.7%	17.1	23.6%	15.6	22.3%	12.4	17.6%
Federal Agency/GSE	8.5	11.8%	5.8	8.0%	3.6	5.1%	7.1	10.1%
Asset-Backed	4.5	6.2%	4.5	6.2%	4.5	6.4%	4.3	6.1%
Federal Agency/CMO	2.4	3.4%	1.9	2.6%	1.9	2.7%	1.0	1.4%
Supra-Sov / Supra-Natl Agency	1.7	2.4%	0.0	0.0%	0.0	0.0%	0.0	0.0%
Municipal	0.4	0.5%	1.4	1.9%	2.3	3.3%	3.4	4.8%
Total	\$72.5	100.0%	\$72.4	100.0%	\$70.1	100.1%	\$70.6	100.1%

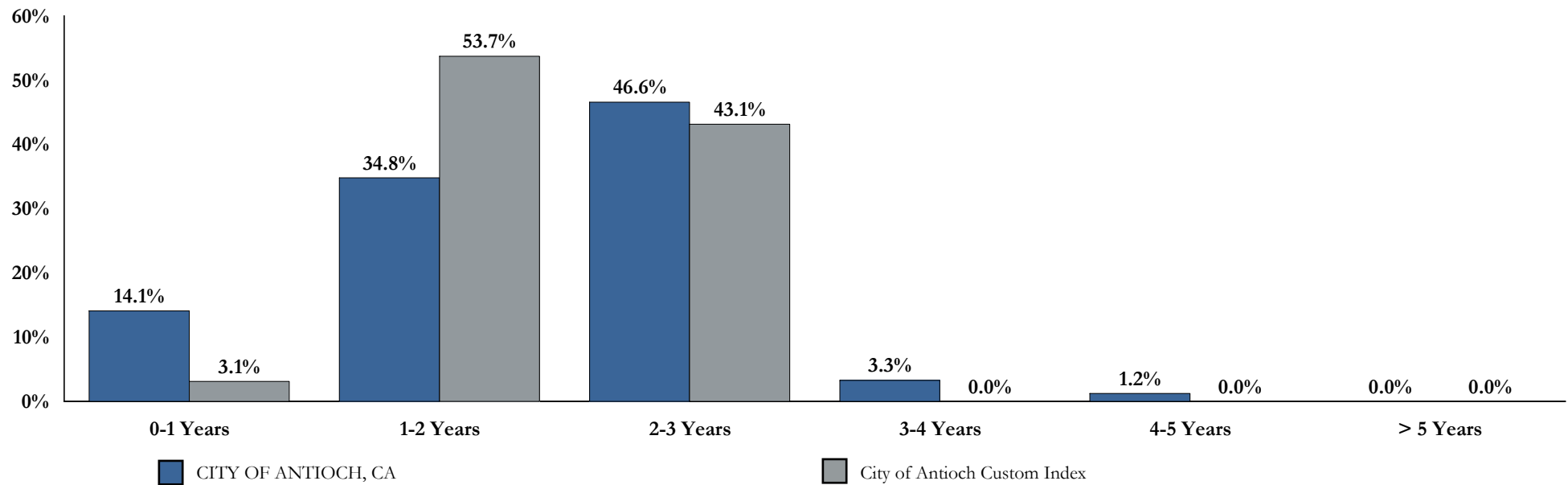


Detail may not add to total due to rounding.

Maturity Distribution

As of June 30, 2016

Portfolio/Benchmark	Yield at Market	Average Maturity	0-1 Years	1-2 Years	2-3 Years	3-4 Years	4-5 Years	>5 Years
CITY OF ANTIOCH, CA	0.90%	2.04 yrs	14.1%	34.8%	46.6%	3.3%	1.2%	0.0%
City of Antioch Custom Index	0.60%	1.94 yrs	3.1%	53.7%	43.1%	0.0%	0.0%	0.0%



Issuer Distribution

As of June 30, 2016

Issuer	Market Value (\$)	% of Portfolio		
UNITED STATES TREASURY	19,669,483	27.1%	Top 5 = 45.8%	Top 10 = 56.1%
FANNIE MAE	8,050,248	11.1%		
HSBC HOLDINGS PLC	1,966,602	2.7%		
IBM CORP	1,757,532	2.4%		
RABOBANK NEDERLAND	1,699,796	2.4%		
FEDERAL HOME LOAN BANKS	1,671,665	2.3%		
TOYOTA MOTOR CORP	1,496,619	2.1%		
ROYAL BANK OF CANADA	1,461,303	2.0%		
BANK OF NEW YORK CO INC	1,413,930	2.0%		
EXXON MOBIL CORP	1,410,926	2.0%		
BANK OF NOVA SCOTIA	1,407,238	1.9%		
TORONTO-DOMINION BANK	1,403,794	1.9%		
BANK OF MONTREAL	1,402,653	1.9%		
SKANDINAVISKA ENSKIDA BANKEN AB	1,401,484	1.9%		
SVENSKA HANDELSBANKEN	1,400,700	1.9%		
NORDEA BANK AB	1,400,700	1.9%		
CANADIAN IMPERIAL BANK OF COMMERCE	1,400,322	1.9%		
US BANCORP	1,379,604	1.9%		

Issuer	Market Value (\$)	% of Portfolio
PEPSICO, INC	1,279,146	1.8%
FREDDIE MAC	1,235,409	1.7%
CISCO SYSTEMS INC	1,220,667	1.7%
AMERICAN EXPRESS CO	1,077,847	1.5%
DEERE & COMPANY	1,067,098	1.5%
INTER-AMERICAN DEVELOPMENT BANK	1,018,476	1.4%
JP MORGAN CHASE & CO	1,002,032	1.4%
TEXAS INSTRUMENTS INCORPORATED	892,543	1.2%
NISSAN AUTO RECEIVABLES	857,674	1.2%
CATERPILLAR INC	772,172	1.1%
AMERICAN HONDA FINANCE	757,344	1.0%
TOYOTA AUTO RECEIVABLES	756,796	1.0%
WELLS FARGO & COMPANY	740,610	1.0%
CHEVRON CORP	733,118	1.0%
GOLDMAN SACHS GROUP INC	732,438	1.0%
PFIZER INC	731,036	1.0%
INTL BANK OF RECONSTRUCTION AND DEV	726,887	1.0%
HONDA AUTO RECEIVABLES	726,567	1.0%
FORD CREDIT AUTO OWNER TRUST	712,826	1.0%
BANK OF AMERICA CORP	704,668	1.0%
GLAXOSMITHKLINE PLC	569,718	0.8%

Issuer	Market Value (\$)	% of Portfolio
CITIBANK CREDIT CARD ISSUANCE TRUST	525,547	0.7%
BANK OF AMERICA CREDIT CARD TRUST	497,977	0.7%
CA EARTHQUAKE AUTH TXBL REV BOND	376,199	0.5%
CITIGROUP INC	281,927	0.4%
ALLY AUTO RECEIVABLES TRUST	256,134	0.4%
THE WALT DISNEY CORPORATION	198,782	0.3%
HYUNDAI AUTO RECEIVABLES	141,140	0.2%
BERKSHIRE HATHAWAY INC	106,715	0.2%
Grand Total:	72,494,092	100.0%

- We expect the U.S. economy to expand at a moderate pace in the second half of 2016, but concern about Brexit may be a marginal drag. Outside the U.S., economic prospects are more uncertain as focus has shifted to the repercussions of the U.K.'s decision to leave the EU. We will be closely monitoring incoming economic data for any changes to that view.
- The Brexit vote changed the prospects for expected Fed action. We now expect the Fed to be on hold until December at the earliest, or even into 2017. Given this likelihood that rates will not move significantly higher in the near-term, we plan to keep the portfolio's duration neutral relative to the benchmark's duration.
- New federal agency issues will likely continue to offer opportunities to capture small incremental yield increments versus outstanding agency issues and comparable maturity Treasuries.
- Our strategy continues to favor credit sectors such as corporate notes and negotiable CDs. We believe the best opportunities are currently with issuers in the U.S. financial industry, where capital is strong and spreads are wide, but we are taking our time to closely review issuers' exposure to the UK and Europe and are being more cautious about adding credit exposure at this time.
- We will continue to evaluate MBS and ABS on an issue-by-issue basis, purchasing only those issues we believe are well structured, offer adequate yield spreads, and which have limited duration variability.

Portfolio Activity and Holdings

Quarterly Portfolio Transactions

Trade Date	Settle Date	Par (\$)	CUSIP	Security Description	Coupon	Maturity Date	Transact Amt (\$)	Yield at Market	Realized G/L (BV)
BUY									
4/5/16	4/12/16	1,015,000	458182DX7	INTER-AMERICAN DEVELOPMENT BANK	1.00%	5/13/19	1,011,955.00	1.10%	
4/12/16	4/19/16	725,000	459058FE8	INTL BANK OF RECON AND DEV SN NOTES	0.87%	7/19/18	723,716.75	0.95%	
4/20/16	4/25/16	100,000	38141GVT8	GOLDMAN SACHS GRP INC CORP NT (CALLABLE)	2.00%	4/25/19	99,722.00	2.10%	
4/21/16	4/26/16	625,000	38141GVT8	GOLDMAN SACHS GRP INC CORP NT (CALLABLE)	2.00%	4/25/19	624,634.72	2.02%	
5/2/16	5/2/16	875,000	912828A34	US TREASURY NOTES	1.25%	11/30/18	887,736.89	0.88%	
5/3/16	5/6/16	1,375,000	912828A34	US TREASURY NOTES	1.25%	11/30/18	1,396,921.69	0.83%	
5/9/16	5/16/16	725,000	166764BH2	CHEVRON CORP NOTES	1.56%	5/16/19	725,000.00	1.56%	
5/16/16	5/16/16	175,000	912828UE8	US TREASURY NOTES	0.75%	12/31/17	175,487.15	0.75%	
5/24/16	5/31/16	255,000	02007LAC6	ALLY ABS 2016-3 A3	1.44%	8/15/20	254,975.24	1.44%	
5/26/16	5/27/16	1,665,000	3130A8BD4	FEDERAL HOME LOAN BANKS AGCY	0.87%	6/29/18	1,660,987.35	0.99%	
5/26/16	5/31/16	2,000,000	3135G0J53	FNMA BENCHMARK NOTE	1.00%	2/26/19	2,001,337.78	1.07%	
5/26/16	5/31/16	1,225,000	3137EADZ9	FREDDIE MAC NOTES	1.12%	4/15/19	1,228,622.94	1.10%	
5/31/16	6/3/16	725,000	717081DU4	PFIZER INC CORP NOTES	1.45%	6/3/19	724,173.50	1.49%	
6/2/16	6/9/16	280,000	172967KS9	CITIGROUP INC CORP NOTES	2.05%	6/7/19	279,854.40	2.07%	
6/9/16	6/30/16	550,000	3136ASPX8	FNMA SERIES 2016-M9 ASQ2	1.78%	6/1/19	556,290.58	1.05%	
6/27/16	6/29/16	3,175,000	912828D23	US TREASURY NOTES	1.62%	4/30/19	3,265,763.58	0.70%	
Total BUY		15,490,000					15,617,179.57		

INTEREST

4/1/16	4/25/16	640,000	3136AQDQ0	FANNIE MAE SERIES 2015-M13 ASQ2	1.64%	9/1/19	877.87		
4/1/16	4/25/16	295,000	3136AQSX1	FNMA SERIES 2015-M15 ASQ2	1.89%	1/1/19	466.61		
4/1/16	4/25/16	380,000	3136AMKW8	FNMA SERIES 2015-M1 ASQ2	1.62%	2/1/18	514.90		
4/1/16	4/25/16	238,913	3136AMMC0	FNMA SERIES 2015-M3 FA	0.65%	6/1/18	133.83		
4/1/16	4/25/16	325,000	3136ANJY4	FNMA SERIES 2015-M7 ASQ2	1.55%	4/1/18	419.79		

Trade Date	Settle Date	Par (\$)	CUSIP	Security Description	Coupon	Maturity Date	Transact Amt (\$)	Yield at Market	Realized G/L (BV)
4/6/16	4/6/16	1,400,000	13606JYY9	CANADIAN IMPERIAL BANK NY YCD	1.01%	4/6/17	7,070.00		
4/15/16	4/15/16	360,000	34530YAD5	FORD ABS 2015-C A3	1.41%	2/15/20	423.00		
4/15/16	4/15/16	340,000	65475WAD0	NISSAN ABS 2015-B A3	1.34%	3/15/20	379.67		
4/15/16	4/15/16	515,000	65477UAC4	NISSAN ABS 2015-A A3	1.05%	10/15/19	450.63		
4/15/16	4/15/16	350,000	34530VAD1	FORD ABS 2015-B A3	1.16%	11/15/19	338.33		
4/15/16	4/15/16	126,213	34530PAC6	FORD ABS 2014-C A2	0.61%	8/15/17	64.16		
4/15/16	4/15/16	142,802	43814KAB7	HONDA ABS 2015-1 A2	0.70%	6/15/17	83.30		
4/15/16	4/15/16	148,508	89236WAB4	TOYOTA ABS 2015-A A2	0.71%	7/15/17	87.87		
4/15/16	4/15/16	680,000	89237CAD3	TOYOTA ABS 2015-B A3	1.27%	5/15/19	719.67		
4/15/16	4/15/16	140,000	44930UAD8	HYUNDAI ABS 2016-A A3	1.56%	9/15/20	91.00		
4/15/16	4/15/16	495,000	05522RCU0	BANK OF AMER CREDIT CARD TR 2015-A2	1.36%	9/15/20	561.00		
4/18/16	4/18/16	170,000	43814NAC9	HONDA ABS 2016-1 A3	1.22%	12/18/19	172.83		
4/21/16	4/21/16	495,000	43813NAC0	HONDA ABS 2015-2 A3	1.04%	2/21/19	429.00		
4/21/16	4/21/16	1,700,000	21684BXH2	RABOBANK NEDERLAND NV CERT DEPOS	1.07%	4/21/17	9,095.00		
4/22/16	4/22/16	725,000	94974BFU9	WELLS FARGO & COMPANY	2.12%	4/22/19	7,703.13		
4/30/16	4/30/16	1,250,000	912828UZ1	US TREASURY NOTES	0.62%	4/30/18	3,906.25		
4/30/16	4/30/16	275,000	713448CR7	PEPSICO, INC CORP NOTES	1.25%	4/30/18	1,718.75		
5/1/16	5/1/16	890,000	882508AV6	TEXAS INSTRUMENTS CORP NOTE	1.00%	5/1/18	4,450.00		
5/1/16	5/25/16	295,000	3136AQS1	FNMA SERIES 2015-M15 ASQ2	1.89%	1/1/19	466.61		
5/1/16	5/25/16	233,840	3136AMMC0	FNMA SERIES 2015-M3 FA	0.65%	6/1/18	127.07		
5/1/16	5/25/16	325,000	3136ANJY4	FNMA SERIES 2015-M7 ASQ2	1.55%	4/1/18	419.79		
5/1/16	5/25/16	640,000	3136AQDQ0	FANNIE MAE SERIES 2015-M13 ASQ2	1.64%	9/1/19	877.87		
5/1/16	5/25/16	380,000	3136AMKW8	FNMA SERIES 2015-M1 ASQ2	1.62%	2/1/18	514.90		
5/2/16	5/2/16	875,000	68428LDJ0	ORANGE CNTY, CA TXBL REV PO BONDS	0.78%	5/2/16	1,687.29		
5/6/16	5/6/16	1,400,000	06417GAS7	BANK OF NOVA SCOTIA HOUSTON YCD	1.56%	11/6/17	10,738.00		
5/15/16	5/15/16	140,000	44930UAD8	HYUNDAI ABS 2016-A A3	1.56%	9/15/20	182.00		
5/15/16	5/15/16	680,000	89237CAD3	TOYOTA ABS 2015-B A3	1.27%	5/15/19	719.67		
5/15/16	5/15/16	350,000	34530VAD1	FORD ABS 2015-B A3	1.16%	11/15/19	338.33		
5/15/16	5/15/16	360,000	34530YAD5	FORD ABS 2015-C A3	1.41%	2/15/20	423.00		
5/15/16	5/15/16	340,000	65475WAD0	NISSAN ABS 2015-B A3	1.34%	3/15/20	379.67		

Trade Date	Settle Date	Par (\$)	CUSIP	Security Description	Coupon	Maturity Date	Transact Amt (\$)	Yield at Market	Realized G/L (BV)
5/15/16	5/15/16	525,000	377372AD9	GLAXOSMITHKLINE CAP INC NOTES	5.65%	5/15/18	14,831.25		
5/15/16	5/15/16	495,000	05522RCU0	BANK OF AMER CREDIT CARD TR 2015-A2	1.36%	9/15/20	561.00		
5/15/16	5/15/16	71,832	34530PAC6	FORD ABS 2014-C A2	0.61%	8/15/17	36.51		
5/15/16	5/15/16	515,000	65477UAC4	NISSAN ABS 2015-A A3	1.05%	10/15/19	450.63		
5/15/16	5/15/16	135,000	91412GSX4	UNIV OF CAL TXBL REV BONDS	0.90%	5/15/16	612.23		
5/15/16	5/15/16	121,823	89236WAB4	TOYOTA ABS 2015-A A2	0.71%	7/15/17	72.08		
5/15/16	5/15/16	113,980	43814KAB7	HONDA ABS 2015-1 A2	0.70%	6/15/17	66.49		
5/17/16	5/17/16	1,400,000	40428AR41	HSBC BANK USA NA FLOATING CERT DEPOS	1.21%	11/17/17	4,228.70		
5/18/16	5/18/16	170,000	43814NAC9	HONDA ABS 2016-1 A3	1.22%	12/18/19	172.83		
5/21/16	5/21/16	495,000	43813NAC0	HONDA ABS 2015-2 A3	1.04%	2/21/19	429.00		
5/22/16	5/22/16	1,400,000	06406HDB2	BANK OF NEW YORK MELLON CORP (CALLABLE)	1.60%	5/22/18	11,200.00		
5/24/16	5/24/16	1,400,000	86958DH54	SVENSKA HANDELSBANKEN NY FLT CERT DEPOS	1.11%	8/24/17	3,761.10		
5/26/16	5/26/16	1,400,000	65558LFA5	NORDEA BANK FINLAND NY CD	1.15%	5/26/17	8,139.44		
5/31/16	5/31/16	1,825,000	912828A34	US TREASURY NOTES	1.25%	11/30/18	11,406.25		
5/31/16	5/31/16	875,000	912828A34	US TREASURY NOTES	1.25%	11/30/18	5,468.75		
5/31/16	5/31/16	1,425,000	912828WL0	US TREASURY NOTES	1.50%	5/31/19	10,687.50		
5/31/16	5/31/16	1,375,000	912828A34	US TREASURY NOTES	1.25%	11/30/18	8,593.75		
6/1/16	6/25/16	295,000	3136AQS1	FNMA SERIES 2015-M15 ASQ2	1.89%	1/1/19	466.61		
6/1/16	6/25/16	371,952	3136AMKW8	FNMA SERIES 2015-M1 ASQ2	1.62%	2/1/18	504.00		
6/1/16	6/25/16	640,000	3136AQDQ0	FANNIE MAE SERIES 2015-M13 ASQ2	1.64%	9/1/19	877.87		
6/1/16	6/25/16	325,000	3136ANJY4	FNMA SERIES 2015-M7 ASQ2	1.55%	4/1/18	419.79		
6/1/16	6/25/16	231,935	3136AMMC0	FNMA SERIES 2015-M3 FA	0.65%	6/1/18	131.07		
6/5/16	6/5/16	700,000	06050TMC3	BANK OF AMERICA BANK NOTES	1.75%	6/5/18	6,125.00		
6/12/16	6/12/16	1,065,000	24422ESN0	JOHN DEERE CAPITAL CORP NOTES	1.12%	6/12/17	5,990.63		
6/15/16	6/15/16	680,000	89237CAD3	TOYOTA ABS 2015-B A3	1.27%	5/15/19	719.67		
6/15/16	6/15/16	495,000	05522RCU0	BANK OF AMER CREDIT CARD TR 2015-A2	1.36%	9/15/20	561.00		
6/15/16	6/15/16	1,205,000	17275RAU6	CISCO SYSTEMS INC CORP NOTE	1.65%	6/15/18	9,941.25		
6/15/16	6/15/16	23,039	34530PAC6	FORD ABS 2014-C A2	0.61%	8/15/17	11.71		
6/15/16	6/15/16	350,000	34530VAD1	FORD ABS 2015-B A3	1.16%	11/15/19	338.33		
6/15/16	6/15/16	340,000	65475WAD0	NISSAN ABS 2015-B A3	1.34%	3/15/20	379.67		

Trade Date	Settle Date	Par (\$)	CUSIP	Security Description	Coupon	Maturity Date	Transact Amt (\$)	Yield at Market	Realized G/L (BV)
6/15/16	6/15/16	360,000	34530YAD5	FORD ABS 2015-C A3	1.41%	2/15/20	423.00		
6/15/16	6/15/16	140,000	44930UAD8	HYUNDAI ABS 2016-A A3	1.56%	9/15/20	182.00		
6/15/16	6/15/16	515,000	65477UAC4	NISSAN ABS 2015-A A3	1.05%	10/15/19	450.63		
6/15/16	6/15/16	255,000	02007LAC6	ALLY ABS 2016-3 A3	1.44%	8/15/20	153.00		
6/15/16	6/15/16	86,959	43814KAB7	HONDA ABS 2015-1 A2	0.70%	6/15/17	50.73		
6/15/16	6/15/16	97,814	89236WAB4	TOYOTA ABS 2015-A A2	0.71%	7/15/17	57.87		
6/18/16	6/18/16	170,000	43814NAC9	HONDA ABS 2016-1 A3	1.22%	12/18/19	172.83		
6/20/16	6/20/16	1,400,000	89113ESN7	TORONTO DOMINION BANK NY YCD	1.24%	6/16/17	17,649.33		
6/21/16	6/21/16	495,000	43813NAC0	HONDA ABS 2015-2 A3	1.04%	2/21/19	429.00		
6/23/16	6/23/16	565,000	40434CAA3	HSBC USA INC	1.30%	6/23/17	3,672.50		
6/29/16	6/29/16	1,665,000	3130A8BD4	FEDERAL HOME LOAN BANKS AGCY	0.87%	6/29/18	1,295.00		
6/30/16	6/30/16	175,000	912828UE8	US TREASURY NOTES	0.75%	12/31/17	656.25		
6/30/16	6/30/16	3,210,000	912828A75	US TREASURY NOTES	1.50%	12/31/18	24,075.00		
Total INTEREST		47,699,611					213,482.04		

MATURITY

5/2/16	5/2/16	875,000	68428LDJ0	ORANGE CNTY, CA TXBL REV PO BONDS	0.78%	5/2/16	875,000.00		0.00
5/15/16	5/15/16	135,000	91412GSX4	UNIV OF CAL TXBL REV BONDS	0.90%	5/15/16	135,000.00		0.00
Total MATURITY		1,010,000					1,010,000.00		0.00

PAYDOWNS

4/1/16	4/25/16	5,073	3136AMMC0	FNMA SERIES 2015-M3 FA	0.65%	6/1/18	5,072.95		0.00
4/15/16	4/15/16	54,381	34530PAC6	FORD ABS 2014-C A2	0.61%	8/15/17	54,380.71		0.00
4/15/16	4/15/16	26,685	89236WAB4	TOYOTA ABS 2015-A A2	0.71%	7/15/17	26,685.36		0.00
4/15/16	4/15/16	28,822	43814KAB7	HONDA ABS 2015-1 A2	0.70%	6/15/17	28,822.44		0.00
5/1/16	5/25/16	8,048	3136AMKW8	FNMA SERIES 2015-M1 ASQ2	1.62%	2/1/18	8,047.59		0.00

Trade Date	Settle Date	Par (\$)	CUSIP	Security Description	Coupon	Maturity Date	Transact Amt (\$)	Yield at Market	Realized G/L (BV)
5/1/16	5/25/16	1,905	3136AMMC0	FNMA SERIES 2015-M3 FA	0.65%	6/1/18	1,904.65		0.00
5/15/16	5/15/16	24,009	89236WAB4	TOYOTA ABS 2015-A A2	0.71%	7/15/17	24,008.67		0.00
5/15/16	5/15/16	27,021	43814KAB7	HONDA ABS 2015-1 A2	0.70%	6/15/17	27,021.06		0.00
5/15/16	5/15/16	48,793	34530PAC6	FORD ABS 2014-C A2	0.61%	8/15/17	48,792.77		0.00
6/1/16	6/25/16	8,511	3136AMKW8	FNMA SERIES 2015-M1 ASQ2	1.62%	2/1/18	8,511.21		0.00
6/1/16	6/25/16	3,392	3136AMMC0	FNMA SERIES 2015-M3 FA	0.65%	6/1/18	3,392.37		0.00
6/15/16	6/15/16	23,039	34530PAC6	FORD ABS 2014-C A2	0.61%	8/15/17	23,039.23		0.00
6/15/16	6/15/16	23,999	89236WAB4	TOYOTA ABS 2015-A A2	0.71%	7/15/17	23,999.32		0.00
6/15/16	6/15/16	26,296	43814KAB7	HONDA ABS 2015-1 A2	0.70%	6/15/17	26,295.55		0.00
Total PAYDOWNS		309,974					309,973.88		0.00

SELL

4/5/16	4/12/16	995,000	912828C65	US TREASURY NOTES	1.62%	3/31/19	1,017,256.88	0.88%	5,056.60
4/12/16	4/19/16	250,000	912828VQ0	US TREASURY NOTES	1.37%	7/31/18	254,007.77	0.80%	1,714.35
4/12/16	4/19/16	460,000	912828VQ0	US TREASURY NOTES	1.37%	7/31/18	467,374.29	0.80%	3,235.81
4/21/16	4/26/16	625,000	58013MEE0	MCDONALDS CORP NOTES	5.35%	3/1/18	677,414.76	1.19%	929.09
5/4/16	5/6/16	1,395,000	912828TB6	US TREASURY NOTES	0.75%	6/30/17	1,400,939.05	0.61%	2,904.90
5/9/16	5/16/16	725,000	912828WL0	US TREASURY NOTES	1.50%	5/31/19	743,557.23	0.88%	2,351.66
5/24/16	5/31/16	250,000	912828UZ1	US TREASURY NOTES	0.62%	4/30/18	248,764.43	0.91%	(76.41)
5/26/16	5/27/16	325,000	912828UU2	US TREASURY NOTES	0.75%	3/31/18	324,643.28	0.87%	718.13
5/26/16	5/27/16	1,325,000	912828UU2	US TREASURY NOTES	0.75%	3/31/18	1,323,545.69	0.87%	2,895.85
5/26/16	5/31/16	380,000	912828TB6	US TREASURY NOTES	0.75%	6/30/17	381,249.49	0.74%	217.28
5/26/16	5/31/16	2,210,000	912828TG5	US TREASURY NOTES	0.50%	7/31/17	2,207,112.28	0.76%	(3,267.65)
5/26/16	5/31/16	635,000	912828TG5	US TREASURY NOTES	0.50%	7/31/17	634,170.27	0.76%	634.81
5/31/16	6/3/16	710,000	912828WL0	US TREASURY NOTES	1.50%	5/31/19	719,738.86	1.04%	(1,155.90)
6/2/16	6/9/16	275,000	912828WL0	US TREASURY NOTES	1.50%	5/31/19	278,818.23	1.04%	(446.54)
6/24/16	6/30/16	350,000	3137EADJ5	FREDDIE MAC GLOBAL NOTES	1.00%	7/28/17	352,954.78	0.61%	1,485.50
6/24/16	6/30/16	175,000	912828UE8	US TREASURY NOTES	0.75%	12/31/17	175,341.80	0.62%	347.91

Trade Date	Settle Date	Par (\$)	CUSIP	Security Description	Coupon	Maturity Date	Transact Amt (\$)	Yield at Market	Realized G/L (BV)
6/27/16	6/29/16	1,825,000	3137EADJ5	FREDDIE MAC GLOBAL NOTES	1.00%	7/28/17	1,840,173.86	0.62%	7,563.44
6/27/16	6/29/16	1,375,000	38147J2L5	GOLDMAN SACHS BANK USA CD	0.90%	8/12/16	1,378,753.94	1.07%	(687.50)
Total SELL		14,285,000					14,425,816.89		24,421.33



Managed Account Detail of Securities Held

For the Month Ending **June 30, 2016**

CITY OF ANTIOCH, CA

Security Type/Description Dated Date/Coupon/Maturity	CUSIP	Par	S&P Rating	Moody's Rating	Trade Date	Settle Date	Original Cost	YTM at Cost	Accrued Interest	Amortized Cost	Market Value
U.S. Treasury Bond / Note											
US TREASURY NOTES DTD 04/30/2013 0.625% 04/30/2018	912828UZ1	1,000,000.00	AA+	Aaa	04/28/15	04/30/15	991,953.13	0.90	1,052.99	995,062.32	1,000,664.00
US TREASURY NOTES DTD 07/31/2013 1.375% 07/31/2018	912828VQ0	1,265,000.00	AA+	Aaa	07/01/15	07/06/15	1,275,179.30	1.11	7,263.32	1,271,945.74	1,284,864.30
US TREASURY NOTES DTD 09/30/2011 1.375% 09/30/2018	912828RH5	1,500,000.00	AA+	Aaa	10/08/15	10/09/15	1,519,218.75	0.94	5,184.43	1,514,572.59	1,524,784.50
US TREASURY NOTES DTD 12/02/2013 1.250% 11/30/2018	912828A34	875,000.00	AA+	Aaa	05/02/16	05/02/16	883,134.77	0.88	926.40	882,624.25	887,475.75
US TREASURY NOTES DTD 12/02/2013 1.250% 11/30/2018	912828A34	1,375,000.00	AA+	Aaa	05/03/16	05/06/16	1,389,501.95	0.83	1,455.77	1,388,647.82	1,394,604.75
US TREASURY NOTES DTD 12/02/2013 1.250% 11/30/2018	912828A34	1,825,000.00	AA+	Aaa	11/05/15	11/09/15	1,828,707.03	1.18	1,932.21	1,827,942.03	1,851,020.85
US TREASURY NOTES DTD 12/31/2013 1.500% 12/31/2018	912828A75	3,210,000.00	AA+	Aaa	12/01/15	12/04/15	3,237,209.76	1.22	130.84	3,232,193.88	3,276,206.25
US TREASURY NOTES DTD 01/31/2014 1.500% 01/31/2019	912828B33	1,775,000.00	AA+	Aaa	12/28/15	12/30/15	1,781,517.58	1.38	11,118.13	1,780,476.16	1,812,093.95
US TREASURY NOTES DTD 03/31/2014 1.625% 03/31/2019	912828C65	2,860,000.00	AA+	Aaa	03/02/16	03/04/16	2,909,603.13	1.05	11,682.24	2,904,433.05	2,931,723.08
US TREASURY NOTES DTD 04/30/2014 1.625% 04/30/2019	912828D23	3,175,000.00	AA+	Aaa	06/27/16	06/29/16	3,257,351.56	0.70	8,692.43	3,257,195.32	3,256,111.73
US TREASURY NOTES DTD 06/02/2014 1.500% 05/31/2019	912828WL0	440,000.00	AA+	Aaa	03/30/16	03/31/16	447,081.25	0.98	559.02	446,528.42	449,934.32
Security Type Sub-Total		19,300,000.00					19,520,458.21	1.03	49,997.78	19,501,621.58	19,669,483.48
Supra-National Agency Bond / Note											
INTL BANK OF RECON AND DEV SN NOTES DTD 04/19/2016 0.875% 07/19/2018	459058FE8	725,000.00	AAA	Aaa	04/12/16	04/19/16	723,716.75	0.95	1,268.75	723,828.41	726,887.18
INTER-AMERICAN DEVELOPMENT BANK DTD 04/12/2016 1.000% 05/13/2019	458182DX7	1,015,000.00	AAA	Aaa	04/05/16	04/12/16	1,011,955.00	1.10	2,227.36	1,012,169.42	1,018,476.38



Managed Account Detail of Securities Held

For the Month Ending **June 30, 2016**

CITY OF ANTIOCH, CA

Security Type/Description Dated Date/Coupon/Maturity	CUSIP	Par	S&P Rating	Moody's Rating	Trade Date	Settle Date	Original Cost	YTM at Cost	Accrued Interest	Amortized Cost	Market Value
Supra-National Agency Bond / Note											
Security Type Sub-Total		1,740,000.00					1,735,671.75	1.04	3,496.11	1,735,997.83	1,745,363.56
Municipal Bond / Note											
CA EARTHQUAKE AUTH TXBL REV BONDS DTD 11/06/2014 1.194% 07/01/2016	13017HAC0	225,000.00	NR	A3	10/29/14	11/06/14	225,000.00	1.19	1,343.25	225,000.00	225,000.00
CA EARTHQUAKE AUTH TXBL REV BONDS DTD 11/06/2014 1.824% 07/01/2017	13017HAD8	150,000.00	NR	A3	10/29/14	11/06/14	150,000.00	1.82	1,368.00	150,000.00	151,198.50
Security Type Sub-Total		375,000.00					375,000.00	1.45	2,711.25	375,000.00	376,198.50
Federal Agency Collateralized Mortgage Obligation											
FNMA SERIES 2015-M1 ASQ2 DTD 01/15/2015 1.626% 02/01/2018	3136AMKW8	363,441.20	AA+	Aaa	01/15/15	01/30/15	367,072.88	1.26	492.46	365,079.49	366,364.87
FNMA SERIES 2015-M7 ASQ2 DTD 04/01/2015 1.550% 04/01/2018	3136ANJY4	325,000.00	AA+	Aaa	04/15/15	04/30/15	328,248.83	0.83	419.79	326,742.26	327,634.22
FNMA SERIES 2015-M3 FA DTD 02/01/2015 0.652% 06/01/2018	3136AMMC0	228,542.83	AA+	Aaa	02/12/15	02/27/15	228,483.13	0.39	124.39	228,542.83	228,057.13
FNMA SERIES 2015-M15 ASQ2 DTD 11/01/2015 1.898% 01/01/2019	3136AOSW1	295,000.00	AA+	Aaa	11/06/15	11/30/15	297,949.97	1.20	466.61	297,291.90	299,254.58
FNMA SERIES 2016-M9 ASQ2 DTD 06/01/2016 1.785% 06/01/2019	3136ASPX8	550,000.00	AA+	Aaa	06/09/16	06/30/16	555,499.73	1.05	818.13	555,494.42	557,158.97
FANNIE MAE SERIES 2015-M13 ASQ2 DTD 10/01/2015 1.646% 09/01/2019	3136AQDQ0	640,000.00	AA+	Aaa	10/07/15	10/30/15	646,408.90	1.08	877.87	645,140.62	646,886.21
Security Type Sub-Total		2,401,984.03					2,423,663.44	1.02	3,199.25	2,418,291.52	2,425,355.98
Federal Agency Bond / Note											
FNMA NOTE DTD 03/04/2016 0.875% 03/28/2018	3135G0J61	1,800,000.00	AA+	Aaa	03/02/16	03/04/16	1,796,400.00	0.97	4,068.75	1,796,960.02	1,806,195.60



Managed Account Detail of Securities Held

For the Month Ending **June 30, 2016**

CITY OF ANTIOCH, CA

Security Type/Description Dated Date/Coupon/Maturity	CUSIP	Par	S&P Rating	Moody's Rating	Trade Date	Settle Date	Original Cost	YTM at Cost	Accrued Interest	Amortized Cost	Market Value
Federal Agency Bond / Note											
FEDERAL HOME LOAN BANKS AGCY DTD 05/27/2016 0.875% 06/29/2018	3130A8BD4	1,665,000.00	AA+	Aaa	05/26/16	05/27/16	1,660,987.35	0.99	80.94	1,661,164.51	1,671,665.00
FNMA BENCHMARK NOTE DTD 02/23/2016 1.000% 02/26/2019	3135G0J53	1,800,000.00	AA+	Aaa	02/19/16	02/23/16	1,795,752.00	1.08	6,250.00	1,796,246.98	1,808,856.00
FNMA BENCHMARK NOTE DTD 02/23/2016 1.000% 02/26/2019	3135G0J53	2,000,000.00	AA+	Aaa	05/26/16	05/31/16	1,996,060.00	1.07	6,944.44	1,996,183.12	2,009,840.00
FREDDIE MAC NOTES DTD 03/21/2016 1.125% 04/15/2019	3137EADZ9	1,225,000.00	AA+	Aaa	05/26/16	05/31/16	1,225,943.25	1.10	3,828.13	1,225,917.04	1,235,408.83
Security Type Sub-Total		8,490,000.00					8,475,142.60	1.04	21,172.26	8,476,471.67	8,531,965.43
Corporate Note											
JPMORGAN CHASE & CO DTD 02/18/2014 1.350% 02/15/2017	46623EJY6	1,000,000.00	A-	A3	02/12/14	02/18/14	999,500.00	1.37	5,100.00	999,894.30	1,002,032.00
JOHN DEERE CAPITAL CORP NOTES DTD 06/12/2014 1.125% 06/12/2017	24422ESN0	1,065,000.00	A	A2	06/09/14	06/12/14	1,064,499.45	1.14	632.34	1,064,840.13	1,067,098.05
HSBC USA INC DTD 06/23/2014 1.300% 06/23/2017	40434CAA3	565,000.00	A	A2	06/16/14	06/23/14	564,141.20	1.35	163.22	564,716.29	563,991.48
PEPSICO, INC DTD 07/17/2015 1.125% 07/17/2017	713448CW6	1,000,000.00	A	A1	07/14/15	07/17/15	999,680.00	1.14	5,125.00	999,832.00	1,002,676.00
CATERPILLAR FINANCIAL SE DTD 08/20/2014 1.250% 08/18/2017	14912L6D8	770,000.00	A	A2	08/13/14	08/20/14	769,615.00	1.27	3,555.90	769,852.91	772,172.17
AMERICAN EXPRESS CREDIT CORP NOTES DTD 09/23/2014 1.550% 09/22/2017	0258M0DR7	370,000.00	A-	A2	09/18/14	09/23/14	369,504.20	1.60	1,577.13	369,794.56	371,641.69
IBM CORP NOTES DTD 02/06/2015 1.125% 02/06/2018	459200HZ7	1,750,000.00	AA-	Aa3	02/03/15	02/06/15	1,744,662.50	1.23	7,929.69	1,747,134.29	1,757,532.00
EXXON MOBIL CORP NOTES DTD 03/06/2015 1.305% 03/06/2018	30231GAL6	1,400,000.00	AA+	Aaa	03/04/15	03/06/15	1,400,000.00	1.31	5,836.25	1,400,000.00	1,410,925.60
AMERICAN HONDA FINANCE CORP NOTES DTD 03/13/2015 1.500% 03/13/2018	02665WAT8	750,000.00	A+	A1	03/10/15	03/13/15	748,995.00	1.55	3,375.00	749,424.96	757,344.00



Managed Account Detail of Securities Held

For the Month Ending **June 30, 2016**

CITY OF ANTIOCH, CA

Security Type/Description Dated Date/Coupon/Maturity	CUSIP	Par	S&P Rating	Moody's Rating	Trade Date	Settle Date	Original Cost	YTM at Cost	Accrued Interest	Amortized Cost	Market Value
Corporate Note											
PEPSICO, INC CORP NOTES DTD 04/30/2015 1.250% 04/30/2018	713448CR7	275,000.00	A	A1	04/27/15	04/30/15	274,967.00	1.25	582.47	274,979.72	276,470.15
TEXAS INSTRUMENTS CORP NOTE DTD 05/08/2013 1.000% 05/01/2018	882508AV6	890,000.00	A+	A1	04/02/15	04/08/15	885,202.90	1.18	1,483.33	887,110.21	892,542.73
GLAXOSMITHKLINE CAP INC NOTES DTD 05/13/2008 5.650% 05/15/2018	377372AD9	525,000.00	A+	A2	04/01/15	04/07/15	594,368.25	1.30	3,790.21	567,149.92	569,718.45
BANK OF NEW YORK MELLON CORP (CALLABLE) DTD 05/29/2015 1.600% 05/22/2018	06406HDB2	1,400,000.00	A	A1	05/22/15	05/29/15	1,399,874.00	1.60	2,426.67	1,399,918.30	1,413,930.00
BANK OF AMERICA BANK NOTES DTD 06/05/2015 1.750% 06/05/2018	06050TMC3	700,000.00	A	A1	10/06/15	10/09/15	701,442.00	1.67	884.72	701,056.97	704,668.30
CISCO SYSTEMS INC CORP NOTE DTD 06/17/2015 1.650% 06/15/2018	17275RAU6	1,205,000.00	AA-	A1	06/10/15	06/17/15	1,204,795.15	1.66	883.67	1,204,864.80	1,220,667.41
TOYOTA MOTOR CREDIT CORP DTD 07/13/2015 1.550% 07/13/2018	89236TCP8	725,000.00	AA-	Aa3	07/08/15	07/13/15	724,383.75	1.58	5,244.17	724,579.18	731,968.70
AMERICAN EXPRESS CRD CRP NT (CALLABLE) DTD 07/31/2015 1.800% 07/31/2018	0258M0DV8	700,000.00	A-	A2	10/05/15	10/08/15	702,709.00	1.66	5,285.00	702,000.54	706,205.50
THE WALT DISNEY CORPORATION DTD 01/08/2016 1.650% 01/08/2019	25468PDH6	195,000.00	A	A2	01/05/16	01/08/16	194,738.70	1.70	1,546.19	194,779.68	198,781.64
TOYOTA MOTOR CREDIT CORP DTD 02/19/2016 1.700% 02/19/2019	89236TCU7	755,000.00	AA-	Aa3	02/16/16	02/19/16	754,909.40	1.70	4,706.17	754,920.24	764,650.41
BERKSHIRE HATHAWAY INC NOTES DTD 03/15/2016 1.700% 03/15/2019	084664CG4	105,000.00	AA	Aa2	03/08/16	03/15/16	104,920.20	1.73	525.58	104,927.87	106,715.39
WELLS FARGO & COMPANY DTD 04/22/2014 2.125% 04/22/2019	94974BFU9	725,000.00	A	A2	03/10/16	03/15/16	727,965.25	1.99	2,952.86	727,696.72	740,609.98
GOLDMAN SACHS GRP INC CORP NT (CALLABLE) DTD 04/25/2016 2.000% 04/25/2019	38141GVT8	100,000.00	BBB+	A3	04/20/16	04/25/16	99,722.00	2.10	366.67	99,738.55	101,025.90



Managed Account Detail of Securities Held

For the Month Ending **June 30, 2016**

CITY OF ANTIOCH, CA

Security Type/Description Dated Date/Coupon/Maturity	CUSIP	Par	S&P Rating	Moody's Rating	Trade Date	Settle Date	Original Cost	YTM at Cost	Accrued Interest	Amortized Cost	Market Value
Corporate Note											
GOLDMAN SACHS GRP INC CORP NT (CALLABLE) DTD 04/25/2016 2.000% 04/25/2019	38141GVT8	625,000.00	BBB+	A3	04/21/16	04/26/16	624,600.00	2.02	2,291.67	624,623.55	631,411.88
CHEVRON CORP NOTES DTD 05/16/2016 1.561% 05/16/2019	166764BH2	725,000.00	AA-	Aa2	05/09/16	05/16/16	725,000.00	1.56	1,414.66	725,000.00	733,117.83
PFIZER INC CORP NOTES DTD 06/03/2016 1.450% 06/03/2019	717081DU4	725,000.00	AA	A1	05/31/16	06/03/16	724,173.50	1.49	817.64	724,194.53	731,035.63
CITIGROUP INC CORP NOTES DTD 06/09/2016 2.050% 06/07/2019	172967KS9	280,000.00	BBB+	Baa1	06/02/16	06/09/16	279,854.40	2.07	350.78	279,857.28	281,927.24
Security Type Sub-Total		19,325,000.00					19,384,222.85	1.47	68,846.99	19,362,887.50	19,510,860.13
Certificate of Deposit											
CANADIAN IMPERIAL BANK NY YCD DTD 04/10/2015 1.010% 04/06/2017	13606JYY9	1,400,000.00	A-1	P-1	04/06/15	04/10/15	1,400,000.00	1.01	3,338.61	1,400,000.00	1,400,322.00
RABOBANK NEDERLAND NV CERT DEPOS DTD 04/27/2015 1.070% 04/21/2017	21684BXH2	1,700,000.00	A-1	P-1	04/22/15	04/27/15	1,700,000.00	1.07	3,536.94	1,700,000.00	1,699,796.00
BMO HARRIS BANK NA CD DTD 10/23/2015 1.000% 04/24/2017	05574BFW5	1,400,000.00	A-1	Aa3	10/22/15	10/23/15	1,400,000.00	1.01	9,800.00	1,400,000.00	1,402,653.00
NORDEA BANK FINLAND NY CD DTD 05/29/2015 1.150% 05/26/2017	65558LFA5	1,400,000.00	AA-	Aa3	05/27/15	05/29/15	1,400,000.00	1.15	1,610.00	1,400,000.00	1,400,700.00
TORONTO DOMINION BANK NY YCD DTD 06/19/2015 1.240% 06/16/2017	89113ESN7	1,400,000.00	AA-	Aa1	06/16/15	06/19/15	1,400,000.00	1.25	530.44	1,400,000.00	1,403,794.00
SVENSKA HANDELSBANKEN NY FLT CERT DEPOS DTD 11/24/2015 1.111% 08/24/2017	86958DH54	1,400,000.00	A-1+	P-1	11/20/15	11/24/15	1,400,000.00	0.84	1,642.25	1,400,000.00	1,400,700.00
US BANK NA CINCINNATI (CALLABLE) CD DTD 09/11/2014 1.375% 09/11/2017	90333VPF1	1,375,000.00	AA-	Aa1	09/09/14	09/11/14	1,372,786.25	1.41	5,776.91	1,374,117.33	1,379,603.50
BANK OF NOVA SCOTIA HOUSTON YCD DTD 11/09/2015 1.560% 11/06/2017	06417GAS7	1,400,000.00	A-1	P-1	11/06/15	11/09/15	1,400,000.00	1.55	3,336.67	1,400,000.00	1,407,238.00



Managed Account Detail of Securities Held

For the Month Ending **June 30, 2016**

CITY OF ANTIOCH, CA

Security Type/Description Dated Date/Coupon/Maturity	CUSIP	Par	S&P Rating	Moody's Rating	Trade Date	Settle Date	Original Cost	YTM at Cost	Accrued Interest	Amortized Cost	Market Value
Certificate of Deposit											
SKANDINAVISKA ENSKILDA BANKEN NY CD DTD 11/17/2015 1.480% 11/16/2017	83050FBG5	1,400,000.00	A-1	P-1	11/16/15	11/17/15	1,400,000.00	1.48	13,065.11	1,400,000.00	1,401,484.00
HSBC BANK USA NA FLOATING CERT DEPOS DTD 11/18/2015 1.218% 11/17/2017	40428AR41	1,400,000.00	A-1+	P-1	11/17/15	11/18/15	1,400,000.00	0.97	2,130.80	1,400,000.00	1,402,611.00
ROYAL BANK OF CANADA NY CD DTD 03/11/2016 1.700% 03/09/2018	78009NZZ2	1,450,000.00	AA-	Aa3	03/11/16	03/15/16	1,450,000.00	1.69	7,531.94	1,450,000.00	1,461,302.75
Security Type Sub-Total		15,725,000.00					15,722,786.25	1.22	52,299.67	15,724,117.33	15,760,204.25
Asset-Backed Security / Collateralized Mortgage Obligation											
HONDA ABS 2015-1 A2 DTD 01/28/2015 0.700% 06/15/2017	43814KAB7	60,663.43	AAA	Aaa	01/21/15	01/28/15	60,660.26	0.70	18.87	60,662.32	60,656.74
TOYOTA ABS 2015-A A2 DTD 03/04/2015 0.710% 07/15/2017	89236WAB4	73,814.80	AAA	Aaa	02/24/15	03/04/15	73,814.10	0.71	23.29	73,814.53	73,804.84
HONDA ABS 2015-2 A3 DTD 05/20/2015 1.040% 02/21/2019	43813NAC0	495,000.00	AAA	NR	05/13/15	05/20/15	494,924.02	1.05	143.00	494,950.13	495,413.18
CITIBANK ABS 2014-A2 A2 DTD 03/05/2014 1.020% 02/22/2019	17305EFN0	525,000.00	AAA	Aaa	03/17/15	03/20/15	524,282.23	1.08	1,918.88	524,479.78	525,546.79
TOYOTA ABS 2015-B A3 DTD 06/17/2015 1.270% 05/15/2019	89237CAD3	680,000.00	AAA	Aaa	06/10/15	06/17/15	679,963.21	1.27	383.82	679,974.47	682,990.91
NISSAN ABS 2015-A A3 DTD 04/14/2015 1.050% 10/15/2019	65477UAC4	515,000.00	NR	Aaa	04/07/15	04/14/15	514,891.75	1.06	240.33	514,924.53	515,541.68
FORD ABS 2015-B A3 DTD 05/26/2015 1.160% 11/15/2019	34530VAD1	350,000.00	NR	Aaa	05/19/15	05/26/15	349,967.63	1.16	180.44	349,976.26	350,652.68
HONDA ABS 2016-1 A3 DTD 02/25/2016 1.220% 12/18/2019	43814NAC9	170,000.00	AAA	NR	02/16/16	02/25/16	169,975.84	1.23	74.89	169,978.48	170,496.93
FORD ABS 2015-C A3 DTD 09/22/2015 1.410% 02/15/2020	34530YAD5	360,000.00	AAA	Aaa	09/15/15	09/22/15	359,929.94	1.42	225.60	359,943.59	362,173.36
NISSAN ABS 2015-B A3 DTD 07/22/2015 1.340% 03/15/2020	65475WAD0	340,000.00	NR	Aaa	07/15/15	07/22/15	339,972.97	1.34	202.49	339,979.34	342,132.72



Managed Account Detail of Securities Held

For the Month Ending **June 30, 2016**

CITY OF ANTIOCH, CA

Security Type/Description Dated Date/Coupon/Maturity	CUSIP	Par	S&P Rating	Moody's Rating	Trade Date	Settle Date	Original Cost	YTM at Cost	Accrued Interest	Amortized Cost	Market Value
Asset-Backed Security / Collateralized Mortgage Obligation											
ALLY ABS 2016-3 A3 DTD 05/31/2016 1.440% 08/15/2020	02007LAC6	255,000.00	AAA	Aaa	05/24/16	05/31/16	254,975.24	1.44	163.20	254,975.65	256,133.50
HYUNDAI ABS 2016-A A3 DTD 03/30/2016 1.560% 09/15/2020	44930UAD8	140,000.00	AAA	Aaa	03/22/16	03/30/16	139,972.84	1.57	97.07	139,974.54	141,139.61
BANK OF AMER CREDIT CARD TR 2015-A2 DTD 04/29/2015 1.360% 09/15/2020	05522RCU0	495,000.00	AAA	Aaa	10/28/15	10/29/15	495,715.43	1.30	299.20	495,623.69	497,977.43
Security Type Sub-Total		4,459,478.23					4,459,045.46	1.21	3,971.08	4,459,257.31	4,474,660.37
Managed Account Sub-Total		71,816,462.26					72,095,990.56	1.20	205,694.39	72,053,644.74	72,494,091.70
Securities Sub-Total		\$71,816,462.26					\$72,095,990.56	1.20%	\$205,694.39	\$72,053,644.74	\$72,494,091.70
Accrued Interest											\$205,694.39
Total Investments											\$72,699,786.09

Important Disclosures

This material is based on information obtained from sources generally believed to be reliable and available to the public, however PFM Asset Management LLC cannot guarantee its accuracy, completeness or suitability. This material is for general information purposes only and is not intended to provide specific advice or a specific recommendation. All statements as to what will or may happen under certain circumstances are based on assumptions, some but not all of which are noted in the presentation. Assumptions may or may not be proven correct as actual events occur, and results may depend on events outside of your or our control. Changes in assumptions may have a material effect on results. Past performance does not necessarily reflect and is not a guaranty of future results. The information contained in this presentation is not an offer to purchase or sell any securities.

- Market values which include accrued interest, are derived from closing bid prices as of the last business day of the month as supplied by a third party vendor. Where prices are not available from generally recognized sources the securities are priced using a yield based matrix system to arrive at an estimated market value.
- In accordance with generally accepted accounting principles, information is presented on a trade date basis; forward settling purchases are included in the monthly balances and forward settling sales are excluded.
- Performance is presented in accordance with the CFA Institute's Global Investment Performance Standards (GIPS). Unless otherwise noted, performance is shown gross of fees. Quarterly returns are presented on an unannualized basis. Returns for periods greater than one year are presented on an annualized basis. Past performance is not indicative of future returns.
- Bank of America/Merrill Lynch Indices provided by Bloomberg Financial Markets.
- Money market fund/cash balances are included in performance and duration computations.
- Standard & Poor's is the source of the credit ratings. Distribution of credit rating is exclusive of money market fund/LGIP holdings.
- Callable securities in portfolio are included in the maturity distribution analysis to their stated maturity date, although they may be called prior to maturity.
- MBS maturities are represented by expected average life.

Glossary

- **ACCRUED INTEREST:** Interest that is due on a bond or other fixed income security since the last interest payment was made.
- **AGENCIES:** Federal agency securities and/or Government-sponsored enterprises.
- **AMORTIZED COST:** The original cost of the principal of the security is adjusted for the amount of the periodic reduction of any discount or premium from the purchase date until the date of the report. Discount or premium with respect to short term securities (those with less than one year to maturity at time of issuance) is amortized on a straight line basis. Such discount or premium with respect to longer term securities is amortized using the constant yield basis.
- **BANKERS' ACCEPTANCE:** A draft or bill or exchange accepted by a bank or trust company. The accepting institution guarantees payment of the bill, as well as the insurer.
- **COMMERCIAL PAPER:** An unsecured obligation issued by a corporation or bank to finance its short-term credit needs, such as accounts receivable and inventory.
- **CONTRIBUTION TO DURATION:** Represents each sector or maturity range's relative contribution to the overall duration of the portfolio measured as a percentage weighting. Since duration is a key measure of interest rate sensitivity, the contribution to duration measures the relative amount or contribution of that sector or maturity range to the total rate sensitivity of the portfolio.
- **DURATION TO WORST:** A measure of the sensitivity of a security's price to a change in interest rates, stated in years, computed from cash flows to the maturity date or to the put date, whichever results in the highest yield to the investor.
- **EFFECTIVE DURATION:** A measure of the sensitivity of a security's price to a change in interest rates, stated in years.
- **EFFECTIVE YIELD:** The total yield an investor receives in relation to the nominal yield or coupon of a bond. Effective yield takes into account the power of compounding on investment returns, while nominal yield does not.
- **FDIC:** Federal Deposit Insurance Corporation. A federal agency that insures bank deposits to a specified amount.
- **INTEREST RATE:** Interest per year divided by principal amount, expressed as a percentage.
- **MARKET VALUE:** The value that would be received or paid for an investment in an orderly transaction between market participants at the measurement date.
- **MATURITY:** The date upon which the principal or stated value of an investment becomes due and payable.
- **NEGOTIABLE CERTIFICATES OF DEPOSIT:** A CD with a very large denomination, usually \$1 million or more that can be traded in secondary markets.
- **PAR VALUE:** The nominal dollar face amount of a security.

Glossary

- **PASS THROUGH SECURITY:** A security representing pooled debt obligations that passes income from debtors to its shareholders. The most common type is the mortgage-backed security.
- **REPURCHASE AGREEMENTS:** A holder of securities sells these securities to an investor with an agreement to repurchase them at a fixed price on a fixed date.
- **SETTLE DATE:** The date on which the transaction is settled and monies/securities are exchanged. If the settle date of the transaction occurs on a non-business day (i.e. coupon payments and maturity proceeds), the funds are exchanged on the next business day.
- **TRADE DATE:** The date on which the transaction occurred however the final consummation of the security transaction and payment has not yet taken place.
- **UNSETTLED TRADE:** A trade which has been executed however the final consummation of the security transaction and payment has not yet taken place.
- **U.S. TREASURY:** The department of the U.S. government that issues Treasury securities.
- **YIELD:** The rate of return based on the current market value, the annual interest receipts, maturity value and the time period remaining until maturity, stated as a percentage, on an annualized basis.
- **YTM AT COST:** The yield to maturity at cost is the expected rate of return, based on the original cost, the annual interest receipts, maturity value and the time period from purchase date to maturity, stated as a percentage, on an annualized basis.
- **YTM AT MARKET:** The yield to maturity at market is the rate of return, based on the current market value, the annual interest receipts, maturity value and the time period remaining until maturity, stated as a percentage, on an annualized basis.

ANTIOCH

California



ALLAN CANTANDO
Chief of Police

CITY COUNCIL REPORT



Mid-Year 2016

PART 1 CRIME

PART 1 CRIME STATISTICS

2015 vs. 2016

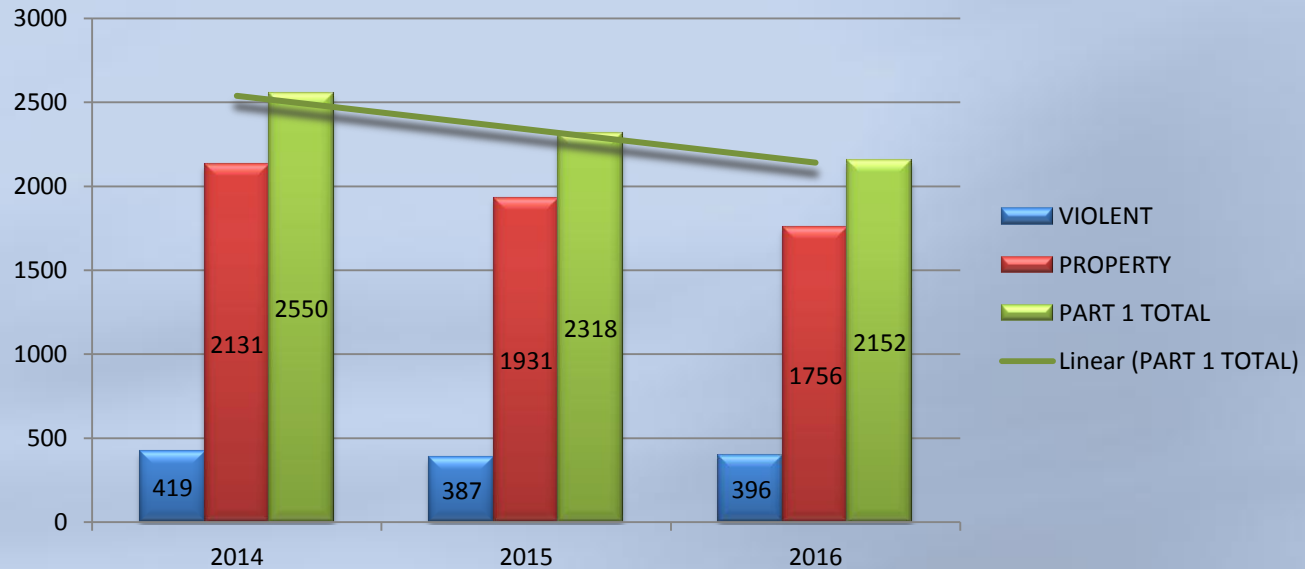
	2015 Jan - Jun	2016 Jan - Jun	#Change 2015 - 2016	%Change 2015 - 2016
*HOMICIDE	2	7	5	250.0%
RAPE	31	25	-6	-19.4%
ROBBERY	135	165	30	22.2%
AGGRAVATED ASSAULT	219	199	-20	-9.1%
TOTAL VIOLENT CRIME	387	396	9	2.3%
BURGLARY	496	367	-129	-26.0%
THEFT	895	883	-12	-1.3%
AUTO THEFT	540	506	-34	-6.3%
TOTAL PROPERTY CRIME	1931	1756	-175	-9.1%
TOTAL PART 1 CRIME	2318	2152	-166	-7.2%
ARSON	18	27	9	50.0%
ADULT ARRESTS	2132	2081	-51	-2.4%
JUVENILE ARRESTS	294	330	36	12.2%
TOTAL ARRESTS	2426	2411	-15	-0.6%

*Murder & Nonnegligent Manslaughter as reported in FBI UCR tables

PART 1 CRIME COMPARISON

6 Months 2014 - 2016

PART 1 CRIME JANUARY - JUNE 2014 - 2016



UCR REPORTED PART 1 CRIME / CLEARANCES

2012 – 2016 (6mo)

	2012	2013	2014	2015	6mo 2016	*2014 Nat'l Clearance Rate
HOMICIDE	10	12	9	7	7	
CLEARANCE	6	6	5	8	3	
Clearance Rate	60%	50%	56%	114%	43%	63.7%
RAPE	29	25	59	53	25	
CLEARANCE	12	9	23	16	9	
Clearance Rate	41%	36%	39%	30%	36%	35.3%
ROBBERY	372	352	320	280	165	
CLEARANCE	109	92	81	74	48	
Clearance Rate	29%	26%	25%	26%	29%	29.1%
AGR ASSAULT	657	557	466	431	199	
CLEARANCE	305	267	218	220	90	
Clearance Rate	46%	48%	47%	51%	45%	53.5%
BURGLARY	1741	1351	1317	862	367	
CLEARANCE	117	95	63	65	30	
Clearance Rate	7%	7%	5%	8%	8%	12.3%
THEFT	1920	1872	1850	2026	883	
CLEARANCE	361	251	241	220	114	
Clearance Rate	19%	13%	13%	11%	13%	21.4%
MVTHEFT	1094	1217	1023	1024	506	
CLEARANCE	112	129	131	129	54	
Clearance Rate	10%	11%	13%	13%	11%	11.1%
ARSON	51	61	43	36	27	
CLEARANCE	4	6	8	6	3	
Clearance Rate	8%	10%	19%	17%	11%	23.1%

BUREAU OF SUPPORT SERVICES

VOLUNTEER PROGRAM

2016 – 6 Months

- APD Volunteers have worked a total of **5,182.41** hours

Field Services	3723.67
----------------	---------

Investigations	192.68
----------------	--------

Professional Standards	6.51
------------------------	------

Records	1,259.55
---------	----------

- The value of the work provided is: ***\$120,698.33**

- Decoy Patrol Car Program is functioning 6 days a week.

* Based on \$23.29 an hour

ANIMAL SERVICES KENNEL STATISTICS 2016 – 6 Months

<u>INTAKES</u>				
	CAT	DOG	OTHER	TOTAL
TOTAL	744	871	92	1707

<u>ANIMALS ADOPTED</u>				
	CAT	DOG	OTHER	TOTAL
ADOPTED	122	171	25	318

<u>OUTCOMES</u>				
	CAT	DOG	OTHER	TOTAL
ADOPTION	122	171	25	318
EUTH	55	90	4	149
FOSTER	88	30	2	120
RESCUE	279	280	6	565
RTO	17	202	0	219
OTHER	136	57	48	241
TOTAL	697	830	101	1628

Animals on hand on June 30, 2016 – **233**

Animal Control Calls for Service – **774**

2016 – 6 Months

48 Volunteers worked **3,849 Hours**

*Value of work provided: **\$89,643.21**

* *Based on \$23.29 an hour*

SPECIAL OPERATIONS UNIT

2016 – 6 Months

# Arrests	27
Consensual Contacts	1
Search Warrants	12
Probation/Parole Searches	5
PRCS	7
Guns Seized	13
Marijuana Grows	7
Marijuana (Plants) Seized	2311
Marijuana (Processed) Seized	11853.1g
Meth Seized	789.97g
Cocaine Seized	189g
Heroin Seized	87g
Ecstasy Seized	61.8g
Prescription Drugs (pills)	408

SWAT CALL-OUTS

2016 – 6 Months

TOTAL OPERATIONS: 4

- 1 – Search Warrant (High Risk Outside Assist)
- 1 – Search Warrant (Gang related homicide)
- 1 – Burglary In-Progress with Multiple Suspects (APD Patrol Assist)
- 1 – Executive Protection Detail (Assisted U.S. Secret Service with the Bill Clinton appearance.)

BUREAU OF FIELD SERVICES

CALLS FOR SERVICE

6 Months 2015 vs. 2016

PRIORITY	2015-6mo	2016-6mo	%CHANGE
1	4,107	4,219	2.7%
2	19,595	19,325	-1.4%
3	13,776	16,344	18.6%
4	2,361	1,983	-16.0%
5	1,509	1,509	0.0%
TOTALS	41,348	43,380	4.9%

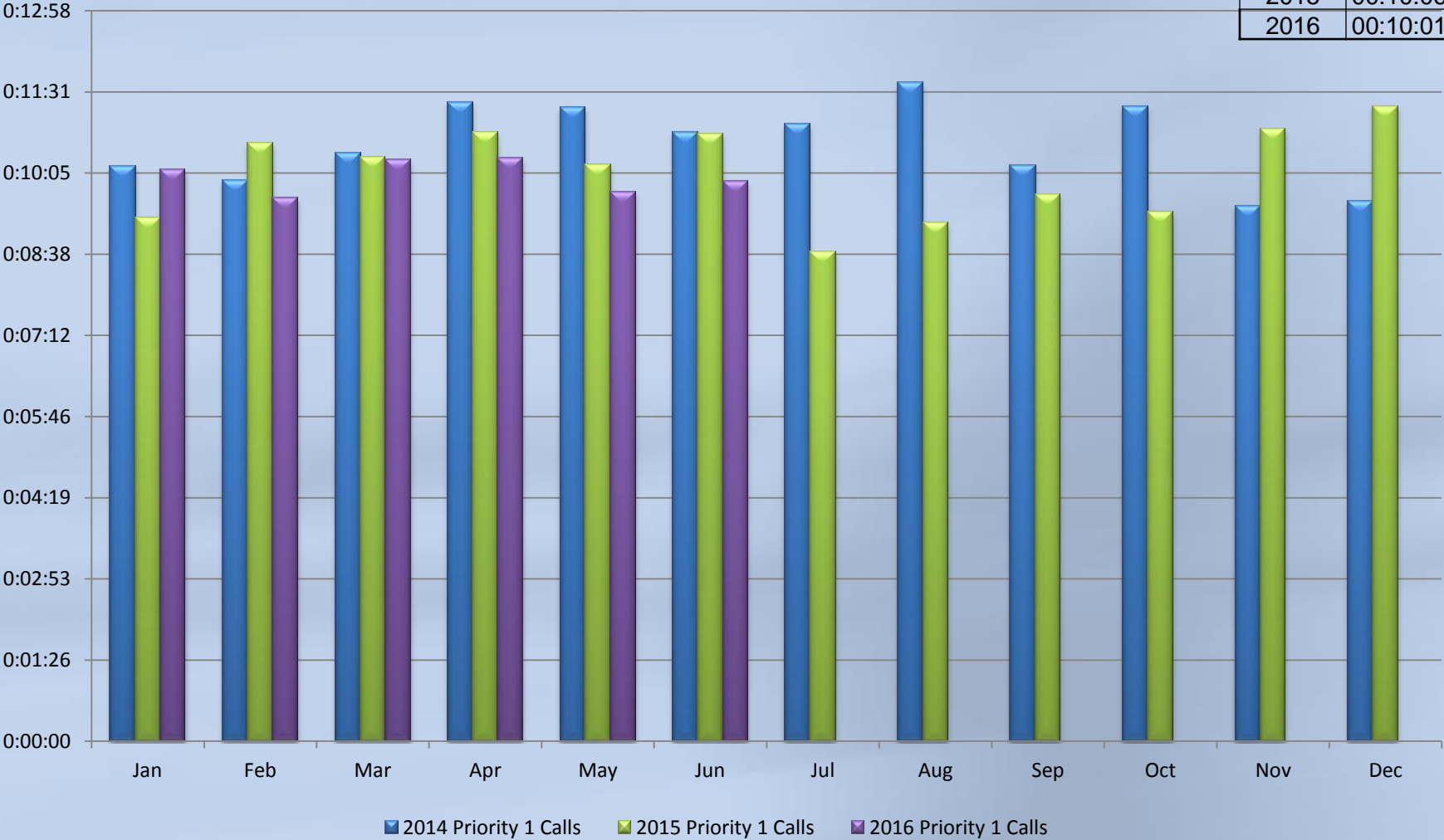
HOW REC'D	2015-6mo	2016-6mo	%CHANGE
OFFICER ON-VIEW	6,120	8,444	38.0%
PHONE	35,029	34,617	-1.2%
*OTHER	199	319	60.3%
TOTALS	41,348	43,380	4.9%

*Calls For Service which usually are reported at the Station, via teletype or other non-typical means.

CALL RECEIVED to OFFICER ARRIVED

Priority 1 Response Times 2014-2015-2016 Comparison

Year	AVG Rec'd to Arr
2014	00:10:36
2015	00:10:06
2016	00:10:01



TRAFFIC STATISTICS

2015 vs. 2016

6 Months

<u>TRAFFIC CALLS FOR SERVICE</u>			
<u>CLOSE CLASS</u>	2015-6mo	2016-6mo	%CHANGE
ACCIDENT – NO INJURY	606	660	8.9%
ACCIDENT – WITH INJURY	164	137	-16.5%
DUI - MISDEMEANOR	102	111	8.8%
OTHERS	40	38	-5.0%
DUI - FELONY	4	2	-50.0%
TOTAL	916	947	3.4%

	2015-6mo	2016-6mo	%CHANGE
<u>TRAFFIC FATALITIES</u>	4	4	0%

TRAFFIC ABATEMENT

March 1 – July 1, 2016

606 – Tickets

563 – GOA [Gone on Arrival]

287 – Tagged

343 – Towed

K-9 PROGRAM

January – June 2016

The Antioch Police Department currently has 6 certified working teams.

Deployments	310
Arrests	69
Physical Apprehensions	8
Demonstrations	1
Training Hours	645.5

June highlights:

- K-9 Enzo [Officer Ramirez] located approximately 45g heroin hidden in a vehicle's door panel.
- K-9 Donna [Officer Harger] forced a suspect to come out from hiding and surrender.
- K-9 Copper [Officer White] located a firearm and ammunition hidden in bushes.

RESERVES

2016 – 6 months

Hours worked:	681.5
Vehicle Abatement Calls:	318
Tows from Abatement Calls:	131
Citations from Abatement Calls:	15
Park Patrols:	27
Park/Curfew Citations:	10

3 Reserves provided traffic control or security during the following Civic/Special Events:

- Monthly Neighborhood Cleanups
- 5K Fun Run
- Our Lady of Fatima Parade
- Memorial Thunder Event
- Antioch High and Deer Valley High Graduations

CRIME SUPPRESSION DETAILS

January 1 – July 12, 2016

#OPERATIONS	63
#CASES Involved	127
#ARRESTED	138
#GUNS SEIZED	8
#Enforcement Contacts	1031
#Citations	195

**Numbers are based upon current data entered at time of report generation.*

CURRENT STAFFING LEVELS

STAFFING

- **102 Authorized Sworn positions including the Chief**
- **95 Full-time positions are filled.**

RECRUITMENTS AND HIRING

- **3 Lateral / Academy Grad Police Officer Applicants are in various stages of the testing process.**
- **1 Entry level Police Officer Applicant has passed background and is completing required medical evaluations.**
- **Police recruitments remain open.**
- **2 Lateral Dispatch candidates are continuing in the hiring process.**
- **3 CSO positions remain open.**
- **1 Animal Control Officer position remains open.**

SWORN POLICE OFFICER STAFFING

11/01/2013 – 06/30/2016

	Number of Hires	Separations				Net Change in Staffing Levels
		Retirements	Resignations	Terminations	Total Number of Separations	
Sworn Police	41	15	7	7	29	12

POLICE DEPARTMENT RECRUITMENT

01/01/2016 – 06/30/2016

TYPE OF RECRUITMENT	NUMBER OF APPLICANTS	INVITED TO ORAL BOARDS	PLACED ON ELIGIBILITY LIST
Lateral	23	12	9
Academy Graduate/Student*	122	26	15
Police Trainee *	589	61	28
TOTAL	734	99	52

** Please note: additional group of applicants applied during this period; however, are still in the process and are not included in the numbers above.*

NEW DEVELOPMENTS

NEW HIRES



SPECIAL OLYMPICS TIP-A-COP



SPECIAL OLYMPICS TORCH RUN



BE A PAL FOR PAL



Pete's
RESTAURANT & BREWHOUSE

Questions?

CITY COUNCIL MEETING

Regular Meeting
7:00 P.M.

June 14, 2016
Council Chambers

5:30 P.M. - CLOSED SESSION

1. **CONFERENCE WITH LABOR NEGOTIATORS** – This Closed Session with the City's Labor Negotiators is authorized by California Government Code § 54957.6; City designated representatives: Nickie Mastay, Denise Haskett and Glenn Berkheimer; Employee organization: Antioch Police Officers' Association.
2. **CONFERENCE WITH REAL PROPERTY NEGOTIATORS** pursuant to California Government Code section 54956.8; Property – Humphrey's Restaurant: Agency Negotiator – City Manager; Parties – Dorothy Everett and John Jernegan.
3. **PUBLIC EMPLOYEE PERFORMANCE EVALUATION** – This Closed Session is authorized by California Government Code §54957 – City Manager

Interim City Attorney Cole reported the City Council had been in Closed Session and gave the following report: **#1 CONFERENCE WITH LABOR NEGOTIATORS**, Direction given to the Labor Negotiators, and **#2 CONFERENCE WITH REAL PROPERTY NEGOTIATORS**, Direction given to the Real Property Negotiators, and; **#3 PUBLIC EMPLOYEE PERFORMANCE EVALUATION**, Evaluation given.

Mayor Harper reported that an Antioch Police Officer was involved in a motorcycle accident and he wished him well in his recovery. He called the meeting to order at 7:10 P.M., in honor of lives lost in Orlando Florida, and City Clerk Simonsen called the roll.

Present: Council Members Wilson, Ogorchock, Tiscareno, Rocha and Mayor Harper

PLEDGE OF ALLEGIANCE

Mayor Harper led the Council and audience in the Pledge of Allegiance.

1. PROCLAMATIONS

Gerald "JR" Wilson, California Disabled American Veterans State Commander

Mayor Harper announced the Gerald "JR" Wilson proclamation would be continued.

In Honor of Leo Fontana

On motion by Councilmember Tiscareno, seconded by Councilmember Rocha, the Council unanimously approved the Proclamation.

The City Council presented the proclamation and a “Key to the City” to Leo Fontana, who thanked the City for the recognition and stated participation in civic and philanthropic activities was his way of giving back to the community. He appealed to residents to give the gift of volunteerism.

ANNOUNCEMENTS OF CIVIC AND COMMUNITY EVENTS

Councilmember Rocha announced a Police Activities League (PAL) fundraiser would be held from 6:00 P.M. – 9:00 P.M. on June 16, 2016 at Pete’s Restaurant and Brewhouse. She also announced Contra Costa County was providing dental services for the homeless.

Edward Atrim, Antioch resident, announced he would be serving as an administrator of the *Cleaning Up Antioch One Home at a Time* facebook page, along with Todd Pierson. He acknowledged current administrators, Bill and Lori Cook, and reported they would be moving out of state.

Mayor Harper reported he had acknowledged Leo Fontana and Lori and Bill Cook in the speech he delivered during President Clinton’s visit to Antioch.

Director of Parks and Recreation Kaiser and Velma Wilson announced the Juneteenth Community Celebration would be held on June 18, 2016 in Waldie Plaza. Director of Parks and Recreation Kaiser also announced the Skate Park Demonstration Day would be held on July 9, 2016 at Prewett Park.

Barbara Sobalvarro, Friends of Animal Services, announced an Adopt a Shelter Cat Promotion would be held in June. She recognized the Shirley Perry Foundation for their generous donation.

Wayne Harrison, Velma Wilson, Joy Motts, Celebrate Antioch Foundation, announced the 4th of July parade would begin at 11:30 A.M. downtown, followed by a community event and fireworks display at the fairgrounds. They noted the event was free and they would continue to accept donations.

ANNOUNCEMENTS OF BOARD AND COMMISSION OPENINGS

City Clerk Simonsen announced the following Board and Commission openings:

- Board of Administrative Appeals: One Alternate (1) vacancy; deadline date is July 8, 2016
- Police Crime Prevention Commission: Two (2) vacancies; deadline date is July 8, 2016

He reported applications would be available in Council Chambers, online at the City’s website and at the City Clerk’s and Deputy City Clerks offices.

PUBLIC COMMENTS

Chris Valenta, Antioch resident, discussed an accommodation he received while serving in the Navy and a recent citation he received for trespassing on the public pier.

Loretta Sweatt, Antioch resident, discussed Measure C and offered suggestions for increasing staffing and safety for Antioch Police Officers.

Sal Sbranti, Antioch resident, reiterated his concerns regarding the expenditures of Measure C funds.

COUNCIL SUBCOMMITTEE REPORTS

Councilmember Ogorchock reported on her attendance at the League of Cities and Administrative Policy committee meetings.

Councilmember Tiscareno recognized Bill and Lori Cook for their community service. He reported on his attendance at the State Route 4 Bypass Authority and East Contra Costa Fee and Finance Authority meetings.

Councilmember Rocha recognized Rodney Lal, owner of Prime Vintage Realty, for his purchase and renovation of the old Antioch Lumber Company building. She reported on her attendance at the Tri Delta Transit subcommittee meeting.

MAYOR'S COMMENTS - None

PRESENTATION

Director of Parks and Recreation/Antioch Community Foundation Board Member Nancy Kaiser gave a presentation of the 2015-2016 Annual Report Update for the Antioch Community Foundation. She reviewed the grant application and approval process.

Mayor Harper thanked Director of Parks and Recreation/Antioch Community Foundation Board Member Nancy Kaiser for the report.

2. COUNCIL CONSENT CALENDAR

A. APPROVAL OF COUNCIL MINUTES FOR MAY 24, 2016

B. APPROVAL OF COUNCIL WARRANTS

C. REJECTION OF CLAIMS: MICHAEL KITTERMAN, HORACIO GUTIERREZ AND KAMRY VALARE, MINOR

D. RESOLUTION NO. 2016/58 THIRD AMENDMENT TO THE DESIGN CONSULTANT SERVICE AGREEMENT WITH RMC WATER AND ENVIRONMENT FOR ENGINEERING DESIGN, ENVIRONMENTAL PERMITTING AND CONSTRUCTION SUPPORT SERVICES FOR THE WEST ANTIOCH CREEK CHANNEL IMPROVEMENTS PROJECT (P.W. 201-6)

- E. **RESOLUTION NO. 2016/59 TO SUMMARILY VACATE A SURPLUS PORTION OF AN IRREVOCABLE OFFER OF DEDICATION FOR STREET AND HIGHWAY PURPOSES AND TO QUITCLAIM ANY INTEREST TO ANTIOCH ESTATES, LTD, A CALIFORNIA LIMITED PARTNERSHIP**
- F. **RESOLUTION NO. 2016/60 COUNTY ASSISTANCE FINANCING DELTA COURTYARD APARTMENTS**

On motion by Councilmember Ogorchock, seconded by Councilmember Tiscareno, the City Council unanimously approved the Council Consent Calendar.

PUBLIC HEARING

3. **PUBLIC NOTICE OF INTENT TO FORM A GROUNDWATER SUSTAINABILITY AGENCY (GSA), P.W. 702**

Assistant City Manager, Director of Public Works, City Engineer Bernal presented the staff report dated June 14, 2016 recommending that the City Council conduct a public hearing regarding the City of Antioch's intent to form a Groundwater Sustainability Agency (GSA) through a Memorandum of Agreement (MOA) with other East County water agencies pursuant to Water Code Section 10723.

Mayor Harper opened and closed the public hearing with no members of the public requesting to speak.

On motion by Councilmember Tiscareno, seconded by Councilmember Rocha, the City Council unanimously approved City of Antioch's intent to form a Groundwater Sustainability Agency (GSA) through a Memorandum of Agreement (MOA) with other East County water agencies pursuant to Water Code Section 10723.

4. **RESOLUTION ACCEPTING AND ADOPTING THE PROPOSED FIVE-YEAR CAPITAL IMPROVEMENT PROGRAM 2016-2021 (P.W. 150-16)**

Assistant City Manager, Director of Public Works, City Engineer Bernal presented the staff report dated June 14, 2016 recommending that the City Council conduct a Public Hearing to adopt the resolution approving the City's Five-Year Capital Improvement Program 2016-2021.

Councilmember Ogorchock thanked the Public Works Department for improvements made in City Park.

Mayor Harper opened and closed the public hearing with no members of the public requesting to speak.

RESOLUTION NO. 2016/61

On motion by Councilmember Ogorchock, seconded by Councilmember Rocha, the City Council unanimously adopted the resolution approving the City's Five-Year Capital Improvement Program 2016-2021.

COUNCIL REGULAR AGENDA

5. **CONSIDERATION AND ADOPTION OF RESOLUTION OF SUPPORT FOR THE COUNTYWIDE IMPOSITION OF ONE HALF OF ONE PERCENT SALES TAX TO FUND TRANSPORTATION IMPROVEMENTS IN CONTRA COSTA AND CONDITIONALLY AMEND THE GROWTH MANAGEMENT PROGRAM IN THE MEASURE J TRANSPORTATION EXPENDITURE PLAN TO MATCH THAT FOUND IN THE 2016 PROPOSED TRANSPORTATION EXPENDITURE PLAN**

City Manager Duran introduced Ross Chittenden, representing Contra Costa Transportation Authority, who presented the 2016 Transportation Expenditure Plan recommending that the City Council consider and adopt the Resolution of Support for the Countywide Imposition of One Half of One Percent Sales Tax to Fund Transportation Improvements in Contra Costa and Conditionally Amend the Growth Management Program in the Measure J Transportation Expenditure Plan to match that found in the 2016 Proposed Transportation Expenditure Plan. (This resolution was provided by the Contra Costa Transportation Authority ("CCTA" or "Authority")).

In response to Council, Mr. Chittenden explained if the measure passed, it would run April 1, 2017 to 2047. He clarified a number of programs available in the region and there would be opportunities to amend the plan to assure all resources would be utilized. He discussed local transportation projects.

RESOLUTION NO. 2016/62

On motion by Councilmember Ogorchock, seconded by Councilmember Rocha, the City Council unanimously adopted the Resolution of Support for the Countywide Imposition of One Half of One Percent Sales Tax to Fund Transportation Improvements in Contra Costa and Conditionally Amend the Growth Management Program in the Measure J Transportation Expenditure Plan to match that found in the 2016 Proposed Transportation Expenditure Plan. (This resolution was provided by the Contra Costa Transportation Authority ("CCTA" or "Authority")).

6. **ANTIOCH ANIMAL SERVICES REPORT**

Chief Cantando presented the staff report dated June 14, 2016 recommending that the City Council take the following actions: 1) Approve the hiring of additional support staff at Antioch Animal Services (AAS) and authorize the appropriate budget adjustments to the Fiscal Year 2016-17 budget to help effectively maintain animal control services. The requested staffing is four (4) part-time Animal Care Attendants and one (1) Office Assistant. 2) Direct staff to explore the alternatives for long-term solutions cited in this report, as well as other alternatives that may arise, and report back to the City Council within six (6) months with a more detailed analysis and recommendations.

Mayor Harper requested the long term report include property tax amount collected by the County for animal care. He recognized the volunteers and rescue organizations who supported Antioch Animal Services and thanked them for their volunteerism.

Chief Cantando explained the advantages and disadvantages of outsourcing Animal Services.

Councilmember Wilson suggested Chief Cantando reach out to the County through the Earn and Learn program.

Councilmember Ogorchock suggested staff consider grant opportunities.

Nancy Powell, Palo Alto resident, spoke in support of the City hiring a Shelter Manager and removing Antioch Animal Services from under the purview of the Antioch Police Department.

David Ross, Portola Valley resident, spoke in support of Antioch Animal Services being turned over to Contra Costa County or another City department.

Julie Rasmussen spoke in support of independent oversight for Antioch Animal Services.

Lou Lewis and Sofie Roman, Antioch residents, Paws Crossed Dog Scouts, spoke in support of the staff at the Antioch Animal Shelter and many Antioch businesses who donated to their organization.

Dr. Jeffery Klingler, Antioch resident, spoke in support of the City conducting a review and providing a status report for the UC Davis, Citygate and Grand Jury recommendations. Additionally, he requested staff provide current shelter statistics and include compliance with Hayden's law.

Karen Kops, Antioch resident, President of HARP, spoke in support of moving Antioch Animal Services to another City department or the County and hiring an emergency Shelter Manager.

Cecile Hermida, Antioch resident, spoke in support of the staff at the Antioch Animal Shelter and hiring additional staff for the facility.

Jennie Richards, Concord resident, Community Concern for Cats, spoke in support of removing Animal Services from the Antioch Police Department and into another City Department.

Jewel Pfaffroth, Antioch resident, stated she ran a rescue group for special needs animals and she expressed interest in working with the Antioch Animal Shelter to improve services.

Michelle Kuslits, Antioch resident, Animal Shelter Volunteer, spoke in support of the Antioch Animal Shelter and their partnerships with several rescue organizations.

Mayor Harper stated Council received written comment from Chuck Kuslits in support of the Antioch Animal Shelter staff.

Jennifer Sullenger, Antioch resident, spoke in support of moving Antioch Animal Services out of the Antioch Police Department and placing it in another City department or turning it over to the County.

Tim Moore, Knightson resident representing Memoirs of a Dog and speaking on behalf of Kristy Keuch, spoke in support of increasing the budget for Antioch Animal Services or turning it over to the County or a nonprofit.

Susan Williams, Antioch resident, read written comment expressing concern regarding Antioch Animal Services and suggested a change in management.

Angie Ramirez, Pittsburg resident, spoke in support of Antioch Animal Shelter hiring a part time vet tech and additional staffing.

Holly Cuciz, Brentwood resident, suggested moving Antioch Services into another City department, creating an Animal Advisory committee and hiring a vet tech. She expressed interest in returning to the shelter as a volunteer.

Lisa Kirk, Bethel Island resident representing HALO, suggested shelter medicine be turned over to a nonprofit or the County. She recommended a facilitator work with the rescue organizations and Animal Services. She also spoke in support of hiring a vet tech.

Barbara Sobalvarro, Antioch resident representing Friends of Animal Services, gave a history of Measure A and Antioch Animal Services.

Ellen Barkley-Danielson, Oakley resident representing Paws Crossed Dog Scouts, spoke in support of adequately funding the Antioch Animal Shelter.

Mayor Harper thanked the speakers and spoke in support of the Antioch Animal Shelter staff and the volunteers. He discussed the importance of exploring all suggestions included in the staff report.

City Manager Duran stated the recommendation tonight was for additional staffing and recommendations for the long term alternatives would be developed within six months. Additionally, he noted processes for the volunteers were being reviewed and would be updated in the next few weeks.

Chief Cantando stated the City was working cooperatively with many rescue organizations and he supported an outside organization reviewing all options.

Councilmember Tiscareno stated there were legitimate concerns and he supported the recommendations from staff.

Following discussion, City Manager Duran explained that the long term alternatives and a cost benefit analysis would be researched by an independent consultant working with City staff. He

noted if the support staff positions were approved this evening, budget adjustments would be brought back at the next City Council meeting.

On motion by Councilmember Rocha, seconded by Councilmember Ogorchock, the City Council unanimously: 1) Approved the hiring of additional support staff at Antioch Animal Services (AAS) and authorize the appropriate budget adjustments to the Fiscal Year 2016-17 budget to help effectively maintain animal control services. The requested staffing is four (4) part-time Animal Care Attendants and one (1) Office Assistant. 2) Directed staff to explore the alternatives for long-term solutions cited in this report, as well as other alternatives that may arise, and report back to the City Council within six (6) months with a more detailed analysis and recommendations.

Mayor Harper declared a recess at 10:11 P.M. The meeting reconvened at 10:24 P.M. with all Councilmembers present.

7. APPROVAL OF SOLE SOURCE REQUESTS FOR COMMUNITY CAMERA AND LICENSE PLATE READER CAMERA SYSTEMS

Chief Cantando presented the staff report dated June 14, 2016 recommending that the City Council take the following actions: 1) Approve the sole source request for purchase of community cameras from Odin Systems Inc. and Lehr Auto Electric; and 2) Authorize the City Manager to negotiate and execute a purchase agreement with Odin Systems, Inc. in an amount not to exceed \$79,727.02 and with Lehr Auto Electric in an amount not to exceed \$81,444.00.

In response to Councilmember Ogorchock, City Manager Duran stated this project would be funded with Measure C funds.

RESOLUTION NO. 2016/63

On motion by Councilmember Ogorchock, seconded by Councilmember Wilson, the City Council unanimously 1) Approved the sole source request for purchase of community cameras from Odin Systems Inc. and Lehr Auto Electric; and 2) Authorized the City Manager to negotiate and execute a purchase agreement with Odin Systems, Inc. in an amount not to exceed \$79,727.02 and with Lehr Auto Electric in an amount not to exceed \$81,444.00.

8. CONSIDERATION OF BIDS AND AWARD OF 3-PERSON STORM SYSTEM MAINTENANCE CREW SERVICES CONTRACT

Deputy Director of Public Works Bechtholdt presented the staff report dated June 14, 2016 recommending that the City Council adopt the resolution awarding the 3-Person Storm System Maintenance Crew Services Contract to the lowest, responsive bidder, Pacific Coast Landscape Management, Inc., in the amount of \$742,983.80, for the period July 1, 2016 through June 30, 2021.

RESOLUTION NO. 2016/64

On motion by Councilmember Ogorchock, seconded by Councilmember Tiscareno, the City Council unanimously adopted the resolution awarding the 3-Person Storm System Maintenance Crew Services Contract to the lowest, responsive bidder, Pacific Coast Landscape Management, Inc., in the amount of \$742,983.80, for the period July 1, 2016 through June 30, 2021.

9. COMMUNITY DEVELOPMENT DEPARTMENT ORGANIZATIONAL STRUCTURE

Administrative Service Director Mastay presented the staff report dated June 14, 2016 recommending that the City Council take the following actions: 1) Adopt a Resolution Removing the Class Specification for Deputy Director Community Development, Removing the Salary Range and Removing the Deputy Director Community Development Class Specification from the Management-Senior Bargaining Unit. 2) Adopt a Resolution Removing the Class Specification for Chief Building Official, Removing the Salary Range, and Removing the Chief Building Official Class Specification from the Management-Senior Bargaining Unit. 3) Adopt a Resolution Approving the New Class Specification for Planning Manager, Assigning a Salary Range, Assigning the Classification to the Management-Senior Bargaining Unit. 4) Adopt a Resolution Approving the New Class Specification for Building Inspection Services Manager, Assigning a Salary Range, Assigning the Classification to the Management-Senior Bargaining Unit. 5) Adopt a Resolution Approving One (1) Planning Manager Position and One (1) Building Inspection Services Manager Position and Authorizing the Appropriate Budget Adjustments.

Following discussion on the following motion, Councilmember Ogorchock stated she was not in support of adding new management positions as she felt it was more important to hire employees and increase office hours.

Director of Community Development Ebbs explained the intent was not to add new positions as this action would create a step up for division supervisors. He stated he had no intent to fill the Senior Planner position if it were vacated to fill the Planning Manager Position and the position would be closed as soon as it went vacant.

RESOLUTION NO. 2016/65

RESOLUTION NO. 2016/66

RESOLUTION NO. 2016/67

RESOLUTION NO. 2016/68

RESOLUTION NO. 2016/69

On motion by Councilmember Rocha, seconded by Councilmember Tiscareno, the City Council: 1) Adopted a Resolution Removing the Class Specification for Deputy Director Community Development, Removing the Salary Range and Removing the Deputy Director Community Development Class Specification from the Management-Senior Bargaining Unit. 2) Adopted a Resolution Removing the Class Specification for Chief Building Official, Removing the Salary Range, and Removing the Chief Building Official Class Specification from the Management-Senior Bargaining Unit. 3) Adopted a Resolution Approving the New Class Specification for Planning Manager, Assigning a Salary Range, Assigning the Classification to the Management-Senior Bargaining Unit. 4) Adopted a Resolution Approving the New Class Specification for Building Inspection Services Manager, Assigning a Salary Range, Assigning the Classification to the

Management-Senior Bargaining Unit. 5) Adopted a Resolution Approving One (1) Planning Manager Position and One (1) Building Inspection Services Manager Position and Authorizing the Appropriate Budget Adjustments. The motion carried the following vote:

Ayes: Wilson, Tiscareno, Rocha, Harper

Noes: Ogorchock

10. FUNDING FOR ANTIOCH/CHICHIBU SISTER CITY FUNCTIONS

City Manager Duran presented the staff report dated June 14, 2016 recommending that the City Council consider allocating \$5,000 in the 2016-17 fiscal year budget to fund "Sister City" activities for the visiting delegation for Antioch's Sister City, Chichibu, Japan.

Carol Semas, Joshua Carrell and Sean Wright, Antioch residents, spoke in support of the City Council approving funding for Sister City activities.

Jesse and Samantha Carrell, Antioch residents, provided written comment in support the City Council approving funding for Sister City activities.

A video presentation from Chichibu Mayor Kuki was played for the audience.

Councilmember Wilson spoke in support of the Sister City program and funding activities for the visiting delegation.

Councilmember Rocha spoke in support of the Sister City program and urged Councilmembers to participate in 2017.

On motion by Councilmember Wilson, seconded by Councilmember Ogorchock, the City Council unanimously allocated \$5,000 in the 2016-17 fiscal year budget to fund "Sister City" activities for the visiting delegation for Antioch's Sister City, Chichibu, Japan.

11. EAST COUNTY FAMILY JUSTICE CENTER

City Manager Duran presented the staff report dated June 14, 2016 recommending that the City Council: 1) Discuss and direct staff regarding the potential for the City of Antioch to provide resources for the establishment and operation of a "Family Justice Center" in East Contra Costa County; and 2) Discuss the "DRAFT CITY COUNCIL RESOLUTION" regarding a "Family Justice Center" proposed by County Supervisors Piepho and Glover and direct staff regarding changes, if any, to the proposed resolution for City Council consideration at a later date.

Councilmember Ogorchock reported the resolution expressing support for a Family Justice Center was being considered by the cities of Pittsburg, Antioch, Oakley and Brentwood. She noted the outstanding issue was where to locate the facility.

Councilmember Rocha spoke in support of locating the Family Justice Center at the Resource Center on 10th Street, until a permanent building could be funded.

Following discussion, the City Council directed staff to provide a cost benefit analysis for locating the Family Justice Center in Antioch.

On motion by Councilmember Ogorchock, seconded by Councilmember Rocha, the City Council unanimously directed staff regarding the potential for the City of Antioch to provide resources for the establishment and operation of a "Family Justice Center" in East Contra Costa County; and 2) Directed staff regarding changes, to the proposed resolution for City Council consideration at a later date.

City Manager Duran stated that based on Council direction this evening, staff would bring back a resolution that included assessing cost benefits for providing resources to establish the Family Resource Center.

PUBLIC COMMENTS - None

STAFF COMMUNICATIONS - None

COUNCIL COMMUNICATIONS

Mayor Harper requested staff agendize a discussion on the installation of cameras on Highway 4.

Councilmember Ogorchock requested staff agendize a discussion on park security.

ADJOURNMENT

With no further business, Mayor Harper adjourned the meeting at 11:25 P.M. to the next regular Council meeting on June 28, 2016.

Respectfully submitted:

Kitty Eiden
KITTY EIDEN, Minutes Clerk

**CITY COUNCIL MEETING
INCLUDING THE ANTIOCH CITY COUNCIL
ACTING AS SUCCESSOR AGENCY/HOUSING SUCCESSOR
TO THE ANTIOCH DEVELOPMENT AGENCY
ANTIOCH PUBLIC FINANCING AUTHORITY**

Regular Meeting
7:00 P.M.

June 28, 2016
Council Chambers

5:30 P.M. - CLOSED SESSION

- 1. CONFERENCE WITH LABOR NEGOTIATORS** – This Closed Session with the City’s Labor Negotiators is authorized by California Government Code § 54957.6; City designated representatives: Nickie Mastay, Denise Haskett and Glenn Berkheimer; Employee organization: Antioch Police Officers’ Association.
- 2. CONFERENCE WITH REAL PROPERTY NEGOTIATORS** pursuant to California Government Code section 54956.8; Property – Humphrey’s Restaurant: Agency Negotiator – City Manager; Parties – Dorothy Everett and John Jernegan.
- 3. CONFERENCE WITH LEGAL COUNSEL** – Existing Litigation pursuant to California Government Code §54956.9 (d)(1): Patient J.K. vs. City of Antioch, Contra Costa Superior Court Case No. MSN16-0527.

City Attorney Vigilia reported the City Council had been in Closed Session and gave the following report: **#1 CONFERENCE WITH LABOR NEGOTIATORS**, Direction given to Labor Negotiators, **and #2 CONFERENCE WITH REAL PROPERTY NEGOTIATORS**, No reportable action, and; **#3 CONFERENCE WITH LEGAL COUNSEL**, No reportable action.

Mayor Harper called the meeting to order at 7:00 P.M., and City Clerk Simonsen called the roll.

Present: Council Members Wilson, Ogorchock, Tiscareno, Rocha and Mayor Harper

PLEDGE OF ALLEGIANCE

Mayor Harper led the Council and audience in the Pledge of Allegiance.

1. PROCLAMATIONS

*Gerald “JR” Wilson, California Disabled American Veterans State Commander
Parks and Recreation Month, July 2016*

On motion by Councilmember Ogorchock, seconded by Councilmember Rocha, the Council unanimously approved the Proclamations.

Erica Rodriguez on behalf of Assemblyman Frazier, Ben Johnson on behalf of Senator Glazer, and Emily Owen on behalf of Congressmen McNerney, recognized Gerald "JR" Wilson and presented him with a certificate of special recognition.

Gerald "JR" Wilson thanked the City Council for their support and spoke to the importance of being involved in the community.

The City Council presented the proclamation to *Gerald "JR" Wilson, California Disabled American Veterans State Commander*.

Mayor Harper presented the Parks and Recreation Month, July 2016 proclamation to Parks and Recreation Director Kaiser, who spoke to the value of recreational programs and thanked the City Council for the proclamation. She handed out pencils to Council and staff.

ANNOUNCEMENTS OF CIVIC AND COMMUNITY EVENTS

Ken Turnage, Celebrate Antioch Foundation, announced the 4th of July parade would begin at 11:30 A.M. downtown, followed by a community event and fireworks display at the fairgrounds.

ANNOUNCEMENTS OF BOARD AND COMMISSION OPENINGS

City Clerk Simonsen announced the following Board and Commission openings:

- Board of Administrative Appeals: One Alternate (1) vacancy; deadline date is July 8, 2016
- Police Crime Prevention Commission: Two (2) vacancies; deadline date is July 8, 2016

He reported applications would be available in Council Chambers, online at the City's website and at the City Clerk's and Deputy City Clerks offices.

PUBLIC COMMENTS

Genevieve Mann, Antioch resident, read a letter on behalf of Paula Skelton RVT, expressing concern regarding the care of cats at Antioch Animal Services.

Mayor Harper responded that staff was working with animal organizations to improve the Animal Shelter.

Karen Kops, President of Homeless Animal Response Program (HARP), encouraged residents to microchip their pets. She presented a letter from Jeanne Wallen regarding a cat that was brought to the Antioch Animal Shelter and requested Antioch Animal Services hire a vet tech.

Holly Cuciz, Brentwood resident, spoke in support of the City hiring a registered vet tech and moving the shelter out of the Antioch Police Department. She requested these items be agendaized for the July 26, 2016 City Council meeting.

Nicole Salice, Antioch resident, spoke in support of the City moving the shelter out of the Antioch Police Department and discussed a complaint she filed regarding a stray animal. She requested a report back to residents on Antioch Animal Services at the next Council meeting July 26, 2016.

Willow Liroff, Oakland resident, spoke in support of moving the shelter out of the Antioch Police Department and hiring a registered vet tech. She requested an independent party review current operations at the Animal Shelter and that this item be agendaized at the next Council meeting July 26, 2016.

Barbara Sobalvarro, Friends of Animal Services, discussed the purpose of their organization and announced they would be holding a shelter event from 1:00 P.M. – 4:00 P.M on July 9, 2016. She urged the City and rescue groups to work cooperatively for the benefit of the shelter animals.

Sal Sbranti, Antioch resident, reiterated his concerns regarding the expenditure of Measure C funds and the monitoring Measure C usage.

COUNCIL SUBCOMMITTEE REPORTS

Councilmember Rocha reported on her attendance at the Tri Delta subcommittee meeting.

MAYOR'S COMMENTS

Mayor Harper congratulated Councilmember Rocha for becoming Vice-Chair of Tri Delta Transit subcommittee. He thanked residents in attendance for exercising their first amendment rights and encouraged them to participate in the discussion on agenda item #5.

PRESENTATION

Honoring the Antioch Water Park Lifeguard Staff, presented by Nancy Kaiser, Parks and Recreation Director

Director of Parks and Recreation Kaiser reported lifeguards were participating in training at the Water Park when Hannah Platzner became unconscious. She noted lifeguard staff immediately activated an emergency response rescue utilizing rescue breathing, cardio pulmonary resuscitation (CPR) and the automated exterior defibrillator (AED), which saved their co-worker's life.

Mayor Harper stated that this showed the importance of lifeguards and honored them for saving Hannah Platzner's life.

Hannah Platzner thanked her team of co-workers for saving her life and stated she was anticipating her return to work.

Mayor Harper presented a plaque to Senior Water Park Managers Cody Maples and Rachel Owen.

Director of Parks and Recreation Kaiser thanked Council for making the presentation and stated she was proud of the Water Park staff.

The City Council congratulated the lifeguard staff at the Water Park for their professionalism.

Bay Area Rapid Transit (BART), presented by Joel Keller, Director of District 2

Joel Keller, Director of District 2, gave a PowerPoint presentation of Bay Area Rapid Transit (BART) and the eBART project in Antioch.

Following discussion, the City Council thanked Mr. Keller for the presentation and being responsive to the needs of Antioch.

2. **COUNCIL CONSENT CALENDAR for City/ City as Successor Agency/Housing Successor to the Antioch Development Agency/ Antioch Public Financing Authority**
- A. **APPROVAL OF COUNCIL MINUTES FOR JUNE 14, 2016**
- B. **APPROVAL OF COUNCIL WARRANTS**
- C. **RESOLUTION NO. 2016/70 REQUESTING CONSOLIDATION OF ELECTION; LIMITING THE CANDIDATE STATEMENT WORD COUNT; AND CLARIFYING COSTS FOR THE NOVEMBER 8, 2016 GENERAL ELECTION**
- D. **RESOLUTION NO. 2016/71 EXTENSION OF CONTRACT FOR BANKING SERVICES WITH BANK OF THE WEST**
- E. **RESOLUTION NO. 2016/72 STATEMENT OF INVESTMENT POLICY**

City of Antioch Acting as Successor Agency/Housing Successor to the Antioch Development Agency

- F. **APPROVAL OF SUCCESSOR AGENCY WARRANTS**
- G. **APPROVAL OF HOUSING SUCCESSOR WARRANTS**

On motion by Councilmember Ogorchock, seconded by Councilmember Tiscareno, the City Council unanimously approved the Council Consent Calendar.

COUNCIL REGULAR/ CITY OF ANTIOCH COUNCIL MEMBERS ACTING AS SUCCESSOR AGENCY/ HOUSING SUCCESSOR TO THE ANTIOCH DEVELOPMENT AGENCY/ ANTIOCH PUBLIC FINANCING AUTHORITY AGENDA

3. SALES TAX CITIZENS' OVERSIGHT COMMITTEE APPOINTMENTS FOR THREE 2-YEAR TERM VACANCIES EXPIRING MARCH 2018

Mayor Harper nominated Susana Williams, Rich Seithel, and Michelle Fitzer to the Sales Tax Citizens' Oversight Committee for a 2-year term expiring March 2018.

On motion by Councilmember Rocha, seconded by Councilmember Ogorchock, the City Council unanimously approved the appointments Susana Williams, Rich Seithel, and Michelle Fitzer to the Sales Tax Citizens' Oversight Committee for a 2-year term expiring March 2018.

4. MID YEAR UPDATE TO THE 2015-17 BUDGETS FOR THE CITY, ANTIOCH PUBLIC FINANCING AUTHORITY AND SUCCESSOR AGENCY AND HOUSING SUCCESSOR TO THE ANTIOCH DEVELOPMENT AGENCY

City Manager Duran and Finance Director Merchant explained Measure C funding and expenditures.

Finance Director Merchant presented the staff report dated June 28, 2016 recommending the City Council take the following actions: 1) Adopt the Resolution of the City Council of the City of Antioch Amending the 2015-17 Budget; and 2) Adopt the Resolution of the City of Antioch as Successor Agency and Housing Successor to the Antioch Development Agency Amending the Fiscal Year 2016 Budget; and 3) Adopt the Resolution of the Antioch Public Financing Authority Amending the Fiscal Year 2016 Budget.

Mayor Harper thanked Finance Director Merchant for the report.

Finance Director Merchant provided an update on the collection of revenues associated with the business license tax on rentals.

City Manager Duran, speaking to Antioch Animal Services, reiterated staff would work with animal organizations and report back in 6 months with recommendations. He noted hiring a vet tech would not be feasible at a time when the City was still determining how to move forward.

RESOLUTION NO. 2016/73
SA RESOLUTION NO. 2016/21
RESOLUTION NO. 2016/74

On motion by Councilmember Ogorchock, seconded by Councilmember Tiscareno, the City Council unanimously 1) Adopted the Resolution of the City Council of the City of Antioch

Amending the 2015-17 Budget; and 2) Adopted the Resolution of the City of Antioch as Successor Agency and Housing Successor to the Antioch Development Agency Amending the Fiscal Year 2016 Budget; and 3) Adopted the Resolution of the Antioch Public Financing Authority Amending the Fiscal Year 2016 Budget.

5. BODY WORN CAMERA UPDATE

Chief Cantando presented the staff report dated June 28, 2016 recommending the City Council receive the report concerning staff's efforts regarding the implementation of a Body Worn Camera (BWC) Program and provide feedback.

Sara B. and Frank Sterling spoke in support of the Body Worn Camera (BWC) program and Ralph Hernandez provided written comment in support of the program

Chief Cantando stated he was unsure when the State would be providing more specific logistical information with regards to BWC technology and he would like clear direction from them prior to the City moving forward. He discussed data management and production staffing.

Councilmember Wilson stated she would like information as to how the BWC program would be managed.

Councilmember Ogorchock stated she supported the BWC program; however, at this time she did not feel it was a priority. She discussed the importance of funding additional police officers and noted once the State established guidelines, the program should be reconsidered.

Councilmember Tiscareno stated he supported the BWC program; however, he wanted to see additional information on the equipment needed and the program's effectiveness prior to reconsidering the item.

Mayor Harper spoke in support of implementing the BWC program as expeditiously as possible, noting it was already funded and it would build trust with the community. He expressed concern that outreach to the community was not included in the staff report.

Councilmember Rocha stated she agreed with Mayor Harper; however, she wanted to see a cost analysis for the program.

City Attorney Vigilia stated this was not an action item and each Councilmember could provide feedback individually.

In response to Mayor Harper, Chief Cantando stated he could report back in 6 months with an update and cost analysis.

On motion by Councilmember Ogorchock, seconded by Councilmember Wilson, the City Council received the report and provided feedback. The motion carried the following vote:

Ayes: Wilson, Ogorchock, Tiscareno, Rocha

Noes: Harper

6. DESIGNATION OF A VOTING DELEGATE AND ALTERNATE DELEGATE FOR THE LEAGUE OF CALIFORNIA CITIES ANNUAL CONFERENCE AND AUTHORIZATION FOR ASSOCIATED CONFERENCE EXPENSES NOT TO EXCEED \$1,600

City Manager Duran presented the staff report dated June 28, 2016 recommending the City Council appoint a Voting Delegate and Alternate Delegate for the 2016 League of California Cities Annual Conference. It is further recommended that the City Council authorize the associated conference expenses for one participant in an amount not to exceed \$1,600.

Mayor Harper nominated Councilmember Ogorchock as the Voting Delegate and volunteered to serve as the alternate.

On motion by Councilmember Wilson, seconded by Councilmember Tiscareno, the City Council unanimously 1) Appointed Councilmember Ogorchock as Voting Delegate and Mayor Harper as Alternate Delegate for the 2016 League of California Cities Annual Conference and, 2) Authorized the associated conference expenses for one participant in an amount not to exceed \$1,600.

PUBLIC COMMENTS

Greg Enholm, Contra Costa Community College District, provided written comment and gave a brief update on AP 288 College and Career Access Pathways (CCAP).

STAFF COMMUNICATIONS

City Manager Duran reported on his participation on a Grand Jury Orientation Panel and Planning Session.

COUNCIL COMMUNICATIONS

Councilmember Rocha reported on her attendance at the Rivertown Shop Hop event.

Councilmember Wilson reported on her attendance at the Tip-A-Cop event at Pete's Restaurant & Brewhouse.

Mayor Harper encouraged everyone to attend the 4th of July parade and have a safe holiday.

City Clerk Simonsen announced the July 12, 2016 City Council meeting was cancelled for summer recess and the next City Council meeting would be held on July 26, 2016.

ADJOURNMENT

With no further business, Mayor Harper adjourned the meeting at 9:47 P.M. to the next regular Council meeting on July 26, 2016.

Respectfully submitted:

Kitty Eiden

KITTY EIDEN, Minutes Clerk

CITY OF ANTIOCH
 CLAIMS BY FUND REPORT
 FOR THE PERIOD
 JUNE 11 - JULY 14, 2016
 FUND/CHECK#

100 General Fund

Non Departmental

363173 DEPT OF CONSERVATION	1ST QTR 2016-REMITTANCE	5,230.18
363223 PERRY BUILDERS INC	CBSC FEE REFUND	3.80
363225 PRASAD, STEVEN	CHECK REPLACEMENT	60.00
363226 PRASAD, STEVEN	BARRICADE DEPOSIT REFUND	60.00
363238 TRAINING INNOVATIONS INC	RENEWAL FEE	750.00
363239 VIVINT SOLAR DEVELOPER LLC	SMIP FEE REFUND	6.78
363274 DELTA DENTAL	PAYROLL DEDUCTIONS	871.21
363280 FCS INTERNATIONAL INC	PROFESSIONAL SERVICES	5,395.00
363348 SHAHS OF INC	SB1186	1.00
363443 RANEY PLANNING & MANAGEMENT INC	PROJ MANAGEMENT-PARK RIDGE	1,783.31
363472 WESTAMERICA BANK	COPIER LEASE	4,952.45
363493 BROWN, DEMEATRE	DEPOSIT REFUND	2,000.00
363504 CALIFORNIA HEATING AND COOLING	CBSC FEE REFUND	1.50
363526 DIVISION OF STATE ARCHITECT	SB1186 REMITTANCE	957.60
363552 LENHART ALARM AND SECURITY	ALARM SYSTEM MONITORING	1,650.00
363581 RUSSELL HEATING A/C	SMIP FEE REFUND	1.50
927180 ZUMWALT ENGINEERING GROUP INC	ENGINEERING SERVICES	5,680.98

City Attorney

363147 BANK OF AMERICA	LODGING	852.79
363174 DIABLO LIVE SCAN	FINGERPRINTING	20.00
363235 STATE OF CALIFORNIA	FINGERPRINTING	49.00
363503 STATE BOARD OF EQUALIZATION	USE TAX	2.09

City Manager

363146 BANK OF AMERICA	CONFERENCE	166.42
363584 SAN FRANCISCO BUSINESS TIMES	ADVERTISING	6,810.00

City Clerk

204971 DFM ASSOCIATES	ELECTION CODES	54.25
363181 EIDEN, KITTY J	TRANSCRIPTION SERVICES	196.00
363457 SIMONSEN, ARNE	TECH TRAINING CLERKS 400	708.04
363553 MARTIN AND CHAPMAN	2016 ELECTION MANUAL	169.69

City Treasurer

363440 PFM ASSET MGMT LLC	ADVISORY FEES	7,602.77
---------------------------	---------------	----------

Human Resources

363188 GOVERNMENTJOBS.COM INC	PROFESSIONAL SERVICES	5,800.00
363281 FEDEX	SHIPPING	21.38
363297 JACKSON LEWIS LLP	PROFESSIONAL SERVICES	354.00
363322 OFFICE MAX INC	OFFICE SUPPLIES	31.41
363529 EIDEN, KITTY J	PROFESSIONAL SERVICES	729.00

Economic Development

363326 PACIFIC GAS AND ELECTRIC CO	ELECTRIC	379.94
363489 BAY ALARM COMPANY	MONITORING	746.73
363495 CA ASSOC FOR LOCAL ECONOMIC DEV	MEMBER DUES	847.26
363591 SPARKS SOLUTIONS	ADVERTISING	13,000.00

Finance Administration

Prepared by: Georgina Meek
 Finance Accounting
 7/21/2016

CITY OF ANTIOCH
 CLAIMS BY FUND REPORT
 FOR THE PERIOD
 JUNE 11 - JULY 14, 2016
 FUND/CHECK#

363322 OFFICE MAX INC	OFFICE SUPPLIES	158.98
363380 BAY AREA NEWS GROUP	LEGAL AD	792.00
363487 BANK OF AMERICA	SUBSCRIPTION	235.60
Finance Accounting		
204927 CITY OF ANTIOCH	EXPENSE REIMBURSEMENT	21.00
363377 BADAWI & ASSOCIATES	AUDIT SERVICES	26,766.00
363427 LOVE, MARTINA DENISE	TRAINING EXPENSE REIMBURSEMENT	29.60
927205 SUNGARD PUBLIC SECTOR INC	MONTHLY ASP SERVICE	20,573.58
Finance Operations		
363320 NEOPOST	MAINTENANCE CONTRACT	4,430.11
363322 OFFICE MAX INC	OFFICE SUPPLIES	76.99
363331 PITNEY BOWES INC	SERVICE AGREEMENT	604.50
363358 UNITED PARCEL SERVICE	WEEKLY PRINTER SERVICE FEE	6.00
363466 UNITED PARCEL SERVICE	SERVICE CHARGES	15.50
363571 PROGRESSIVE SOLUTIONS INC	SOFTWARE MAINTENANCE-LICENSE	10,907.87
Non Departmental		
363170 DELTA DIABLO	GOLF COURSE WATER	16,707.01
363211 MUNICIPAL POOLING AUTHORITY	LIABILITY INSURANCE	9,389.43
363212 MUNISERVICES LLC	DISCOVERY SERVICES	12,468.72
363223 PERRY BUILDERS INC	BUS LIC FEE REFUND	7.50
363333 PERS	RECONCILE PERS CONT	0.20
363334 PERS	RECONCILE PERS CONT	0.71
363335 PERS	NON ELIGIBLE PREMIUMS	1,436.81
363348 SHAHS OF INC	OVERPAYMENT REFUND	1,410.00
363363 WAGeworks	ADMIN FEE	114.00
363401 DAVID WELLHOUSE AND ASSOC INC	STATE MANDATE FILING	5,500.00
363423 LAND HOME FINANCIAL SERVICES	BL TAX FINANCIAL INSTITUTION	312.50
363480 ALLIANT INSURANCE SERVICES	EARTHQUAKE INSURANCE	78,328.80
363571 PROGRESSIVE SOLUTIONS INC	WEB APPLICATION CONF	1,500.00
363572 PERS	RECONCILE PERS CONT	0.15
927091 RETIREE	MEDICAL AFTER RETIREMENT	1,687.96
Public Works Maintenance Administration		
363145 BANK OF AMERICA	SUPPLIES	67.36
Public Works General Maintenance Services		
204650 DEER VALLEY CHIROPRACTIC	DMV PHYSICAL	99.00
Public Works Street Maintenance		
363145 BANK OF AMERICA	TRAINING-WHITAKER	92.63
363215 OFFICE MAX INC	OFFICE SUPPLIES	146.46
363271 CRESCO EQUIPMENT RENTALS	EQUIPMENT RENTALS	985.67
363279 FASTENAL CO	SUPPLIES	206.27
363311 LOWES COMPANIES INC	SUPPLIES	73.41
363332 PRINT CLUB	SIGNS	549.36
363371 ACE HARDWARE, ANTIOCH	SCRAPPERS	49.00
363376 ANTIOCH BUILDING MATERIALS	PAVING MATERIALS	9,557.36
363418 INTERSTATE SALES	SUPPLIES	4,772.46
363428 LOWES COMPANIES INC	TIP CLEANER	17.01

Prepared by: Georgina Meek
 Finance Accounting

7/21/2016

CITY OF ANTIOCH
 CLAIMS BY FUND REPORT
 FOR THE PERIOD
 JUNE 11 - JULY 14, 2016
 FUND/CHECK#

363473 WOODIWISS PAINTING	PAIN T GAS PUMP STATION	2,800.00
363483 ANTIOCH AUTO PARTS	AUTOMOTIVE REPAIR PARTS	32.57
363503 STATE BOARD OF EQUALIZATION	USE TAX	6.60
363585 SHERWIN WILLIAMS CO	SUPPLIES	1,054.11
363599 VERIZON WIRELESS	DATA USAGE	38.01
Public Works-Signal/Street Lights		
363140 AMERICAN GREENPOWER USA INC	LIGHTING MATERIALS	12,181.54
363160 CONTRA COSTA COUNTY	TRAFFIC SIGNAL MAINTENANCE	16,373.80
363326 PACIFIC GAS AND ELECTRIC CO	ELECTRIC	5,397.67
363503 AMERICAN GREENPOWER USA INC	LIGHTING MATERIALS	110.52
Public Works-Striping/Signing		
363248 ANTIOCH AUTO PARTS	SUPPLIES	20.70
363279 FASTENAL CO	BOLTS	49.93
363311 LOWES COMPANIES INC	SUPPLIES	107.76
363349 SHERWIN WILLIAMS CO	SUPPLIES	131.31
363452 SHERWIN WILLIAMS CO	GRAFITTI PAINT	697.38
363460 T AND T PAVEMENT MARKINGS	SUPPLIES	1,496.84
363476 ACE HARDWARE, ANTIOCH	PIPE THREAD	1.64
363503 STATE BOARD OF EQUALIZATION	USE TAX	35.46
363532 FURBER SAW INC	HAND BLOWERS	542.39
363599 VERIZON WIRELESS	DATA USAGE	38.01
927079 GRAINGER INC	SUPPLIES	233.87
Public Works-Facilities Maintenance		
363145 BANK OF AMERICA	EQUIPMENT	76.28
363255 BAY CITIES PYROTECTOR	FIRE SPRINKLER INSPECTION	1,845.00
363275 DEPT OF INDUSTRIAL RELATIONS	ELEVATOR SERVICE FEE	675.00
363311 LOWES COMPANIES INC	SUPPLIES	1,362.59
363326 PACIFIC GAS AND ELECTRIC CO	GAS	9,642.78
363341 ROBERTS AND BRUNE CO	SUPPLIES	2,109.15
363414 HOME DEPOT, THE	TOOLS AND HARDWARE	49.00
363428 LOWES COMPANIES INC	REPAIR PARTS	68.62
363503 STATE BOARD OF EQUALIZATION	USE TAX	1.67
363552 LENHART ALARM AND SECURITY	NEW ALARM PANEL & INSTALL	4,783.43
363554 MAYORGA, MARVIN A	SAFETY BOOTS REIMBURSEMENT	196.18
363599 VERIZON WIRELESS	DATA USAGE	38.01
927202 LEES BUILDING MAINTENANCE	JANITORIAL SERVICES	3,041.85
Public Works-Parks Maint		
363156 CONCRETE CUSTOM DESIGNS	REPAIR SERVICE	4,400.00
363311 LOWES COMPANIES INC	SUPPLIES	124.17
363324 PACHECO BROTHERS GARDENING INC	LANDSCAPE SERVICES	57,315.58
363326 PACIFIC GAS AND ELECTRIC CO	ELECTRIC	784.11
363369 WOODIWISS PAINTING	PAINTING SERVICE	2,130.00
363459 STEWARTS TREE SERVICE INC	TREE REMOVALS	9,800.00
363474 ZAP MANUFACTURING INC	PARK SIGNS	4,890.74
363481 AMERICAN PLUMBING INC	PLUMBING SERVICES	220.40
363503 STATE BOARD OF EQUALIZATION	USE TAX	19.03

Prepared by: Georgina Meek
 Finance Accounting

CITY OF ANTIOCH
 CLAIMS BY FUND REPORT
 FOR THE PERIOD
 JUNE 11 - JULY 14, 2016
 FUND/CHECK#

363524 DELTA FENCE CO	FENCE/GATE REPAIR	2,271.00
363601 WILCO SUPPLY	SUPPLIES	241.66
927155 SITEONE LANDSCAPE SUPPLY	VALVES	264.54
927191 SITEONE LANDSCAPE SUPPLY	REPLACE VANDALIZED SPRINKLERS	9,057.08
927204 SITEONE LANDSCAPE SUPPLY	IRRIGATION CONTROLLER PARTS	1,350.20
Public Works-Median/General Land		
363218 PACHECO BROTHERS GARDENING INC	LANDSCAPE SERVICES	850.00
363219 PACIFIC COAST LANDSCAPE MGMT INC	LANDSCAPE SERVICES	5,737.00
363232 SILVA LANDSCAPE	LANDSCAPE SERVICES	2,736.00
363244 ACE HARDWARE, ANTIOCH	SUPPLIES	18.12
363291 HORIZON	SPRAYER	356.19
363325 PACIFIC COAST LANDSCAPE MGMT INC	LANDSCAPE SERVICES	2,995.00
363326 PACIFIC GAS AND ELECTRIC CO	ELECTRIC	1,644.76
363371 ACE HARDWARE, ANTIOCH	PVC FITTINGS	13.46
363476 ACE HARDWARE, ANTIOCH	PVC FITTINGS	28.24
363503 STATE BOARD OF EQUALIZATION	USE TAX	2.89
363544 HORIZON	IRRIGATION SUPPLIES	257.27
363593 STEWARTS TREE SERVICE INC	TREE SERVICES	2,925.00
927018 ICR ELECTRICAL CONTRACTORS	ELECTRICAL SERVICES	116.46
927155 SITEONE LANDSCAPE SUPPLY	CONTROLLER	283.19
927191 SITEONE LANDSCAPE SUPPLY	IRRIGATION CONTROLLER PARTS	5,935.05
927204 SITEONE LANDSCAPE SUPPLY	IRRIGATION CONTROLLER PARTS	1,575.04
Public Works-Work Alternative		
363503 STATE BOARD OF EQUALIZATION	USE TAX	6.90
927199 GRAINGER INC	SUPPLIES	310.71
Police Administration		
363143 ASR - BRICKER MINCOLA	VEST	3,361.63
363149 BITTNER, DESMOND D	EXPENSE REIMBURSEMENT	198.29
363164 COPWARE INC	SITE LICENSE	1,765.00
363167 CSI FORENSIC SUPPLY	SUPPLIES	173.32
363182 GALLS INC	SUPPLIES	253.76
363195 IBS OF TRI VALLEY	BATTERIES	216.99
363201 LC ACTION POLICE SUPPLY	SUPPLIES	1,193.94
363215 OFFICE MAX INC	OFFICE SUPPLIES	2,946.23
363224 PINNACLE TACTICAL SOLUTIONS	TRAINING	1,202.00
363229 REACH PROJECT INC	PROGRAM SERVICES	17,083.00
363247 ALL PRO PRINTING SOLUTIONS	FORMS	463.47
363250 ARROWHEAD 24 HOUR TOWING INC	TOWING SERVICES	95.00
363252 BANK OF AMERICA	MEETING EXPENSE	75.32
363253 BANK OF AMERICA	TRAINING	1,862.94
363254 BANK OF AMERICA	BUSINESS EXPENSE	330.93
363268 COMMERCIAL SUPPORT SERVICES	CAR WASHES	542.00
363281 FEDEX	SHIPPING	54.23
363321 NEXTEL SPRINT	CELL PHONE EQUIPMENT	202.55
363322 OFFICE MAX INC	OFFICE SUPPLIES	2,762.69
363334 PERS	ER CONTRIBUTION-RADCLIFFE	32.46

Prepared by: Georgina Meek
 Finance Accounting

CITY OF ANTIOCH
 CLAIMS BY FUND REPORT
 FOR THE PERIOD
 JUNE 11 - JULY 14, 2016
 FUND/CHECK#

363358 UNITED PARCEL SERVICE	SHIPPING	425.88
363400 CPS HUMAN RESOURCE SERVICES	RECRUITMENT EXAM MATERIALS	645.90
363419 JOHNSEN, ERIC Y	RENTAL CAR-TRAINING	366.82
363475 A AND M TOWING	LOCK OUT SERVICE	80.00
363494 BROWNELLS INC	SUPPLIES	243.48
363503 STATE BOARD OF EQUALIZATION	USE TAX	163.78
363505 CALIFORNIA POLICE CHIEFS ASSOC	MEMBER DUES-CANTANDO	1,544.00
363510 CONCORD UNIFORMS LLC	UNIFORMS	1,118.07
363511 CONTRA COSTA COUNTY	ACADEMY TRAINING	18,845.00
363517 CCC FAMILY JUSTICE ALLIANCE	PROGRAM CONTRIBUTION	1,035.82
363521 CRIME SCENE CLEANERS INC	CRIME SCENE CLEANUP	100.00
363528 ED JONES CO INC	BADGES	1,546.19
363533 GALLS INC	SUPPLIES	507.05
363534 GEIS, RYAN A	TRAINING PER DIEM	276.00
363536 GONZALEZ, ADRIAN E	TRAINING PER DIEM	276.00
363541 HOLIDAY INN	LODGING-GEIS	1,257.92
363542 HOLIDAY INN	LODGING-GONZALEZ	1,257.92
363549 LAW OFFICES OF JONES AND MAYER	LEGAL SERVICES	469.80
363550 LCI SERVICES	TUITION-GEIS	495.00
363551 LCI SERVICES	TUITION-GONZALEZ	495.00
363561 NET TRANSCRIPTS	TRANSCRIPTION SERVICES	673.39
363563 OFFICE MAX INC	OFFICE SUPPLIES	555.42
363570 PORAC LEGAL DEFENSE FUND	RESERVE DUES	30.00
363582 SACTO VALLEY SHOOTING CENTER	RANGE FEES	200.00
363588 SMITH, THOMAS S	EXPENSE REIMBURSEMENT	29.15
363589 SOLARI JR, ROBERT L	EXPENSE REIMBURSEMENT	79.42
363592 STATE OF CALIFORNIA	FINGERPRINTING	196.00
363597 UPS STORE, THE	SHIPPING	33.00
927019 IMAGE SALES INC	ID CARD	20.38
927020 MOBILE MINI LLC	STORAGE CONTAINER	359.07
927201 IMAGE SALES INC	ID CARDS	20.38
927203 MOBILE MINI LLC	STORAGE CONTAINER	214.17
Police Community Policing		
204841 CITY OF ANTIOCH	EXPENSE REIMBURSEMENT	43.20
204842 CITY OF ANTIOCH	EXPENSE REIMBURSEMENT	64.90
204843 CITY OF ANTIOCH	EXPENSE REIMBURSEMENT	19.40
363148 BARAKOS, DIMITRI A	EXPENSE REIMBURSEMENT	34.50
363165 CRIME SCENE CLEANERS INC	CRIME SCENE CLEANUP	325.00
363179 EAST BAY VETERINARY EMERGENCY	VETERINARY SERVICES	92.66
363189 GREEN, ROBERT A	EXPENSE REIMBURSEMENT	27.00
363193 HUNT AND SONS INC	FUEL	107.33
363194 HYNES, MARTIN P	MILEAGE REIMBURSEMENT	64.80
363227 PSYCHOLOGICAL RESOURCES INC	PROFESSIONAL SERVICES	450.00
363233 SP PLUS CORPORATION	PARKING ENFORCEMENT	12,500.00
363237 SUMMERS, MATHEW V	EXPENSE REIMBURSEMENT	29.10
363241 WHITE, RYAN K	EXPENSE REIMBURSEMENT	29.10

Prepared by: Georgina Meek
 Finance Accounting

CITY OF ANTIOCH
 CLAIMS BY FUND REPORT
 FOR THE PERIOD
 JUNE 11 - JULY 14, 2016
 FUND/CHECK#

363252 BANK OF AMERICA	SUPPLIES	228.00
363274 DELTA DENTAL	PAYROLL DEDUCTIONS	190.95
363289 HEWLETT PACKARD COMPANY	HP COLOR PRINTER	340.83
363301 EMPLOYEE	PENSION PAYMENT	7,089.50
363333 PERS	PAYROLL DEDUCTIONS	84.79
363335 PERS	PAYROLL DEDUCTIONS	2,546.97
363503 STATE BOARD OF EQUALIZATION	USE TAX	339.76
363539 HARLEY DAVIDSON	2016 POLICE HARLEY DAVIDSON	24,917.89
363557 MOORE K9 SERVICES	K9 TRAINING	800.00
363562 OCCUPATIONAL HEALTH CENTERS	MEDICAL SERVICES	835.50
Police Investigations		
204841 CITY OF ANTIOCH	EXPENSE REIMBURSEMENT	55.82
204842 CITY OF ANTIOCH	EXPENSE REIMBURSEMENT	34.98
204843 CITY OF ANTIOCH	EXPENSE REIMBURSEMENT	77.55
363139 ADVANTAGE SENTRY & PROTECTION	PRISONER TRANSPORT	1,067.50
363159 CONTRA COSTA COUNTY	RENDITION SERVICES	700.00
363161 CONTRA COSTA COUNTY	SART EXAMS	4,800.00
363204 LEXISNEXIS	DATA MANAGEMENT	510.00
363207 MAGANA, JOSEPH J	EXPENSE REIMBRUSEMENT	56.95
363222 PERKINSON, JAMES A	EXPENSE REIMBURSEMENT	34.32
363243 WISECARVER JR, JIMMY R	EXPENSE REIMBURSEMENT	97.48
363245 ADVANTAGE SENTRY & PROTECTION	PRISONER TRANSPORTATION	985.00
363253 BANK OF AMERICA	BUSINESS EXPENSE	75.00
363333 PERS	PAYROLL DEDUCTIONS	28.03
363334 PERS	PAYROLL DEDUCTIONS	28.03
363507 COLLEY, JAMES M	EXPENSE REIMBURSEMENT	51.10
363514 CONTRA COSTA COUNTY	LAB TESTING	23,482.50
363572 PERS	PAYROLL DEDUCTIONS	28.03
Police Special Operations Unit		
363356 TOYOTA FINANCIAL SERVICES	VEHICLES LEASE	1,620.45
Police Communications		
363141 AMERICAN TOWER CORPORATION	CELL TOWER RENTAL	128.78
363144 AT AND T MCI	DISPATCH PHONE LINES	51.09
363155 COMCAST	CABLE SERVICES	29.43
363157 CONTRA COSTA COUNTY	RADIO SERVICES	442.88
363186 GLOBALSTAR	SATELITE PHONE	89.56
363220 PACIFIC TELEMAGEMENT SERVICES	LOBBY PAY PHONE	78.00
363253 BANK OF AMERICA	SUPPLIES	64.24
363317 MOTOROLA SOLUTIONS INC	DUAL BAND MOBILE	6,579.42
363361 VERIZON WIRELESS	WIRELESS SERVICE	1,786.47
363508 COMCAST	T CONNECTION	346.67
363516 CONTRA COSTA COUNTY	FY2016/FY2017 CALL ID PORTION	128,210.00
363535 GLOBALSTAR	SATELLITE	89.65
363548 LANGUAGE LINE SERVICES	TRANSLATION SERVICES	5.50
363567 PACIFIC TELEMAGEMENT SERVICES	LOBBY PAY PHONE	78.00
927016 EVANS CONSOLES INC	INSTALLATION	12,250.00

Prepared by: Georgina Meek
 Finance Accounting

CITY OF ANTIOCH
 CLAIMS BY FUND REPORT
 FOR THE PERIOD
 JUNE 11 - JULY 14, 2016
 FUND/CHECK#

927094 HUBB SYSTEMS LLC DATA 911	EXTENDED SERVICE	186,520.24
Police Facilities Maintenance		
363252 BANK OF AMERICA	HISTORY PROJECT	3,534.91
363254 BANK OF AMERICA	SUPPLIES	1,578.16
363255 BAY CITIES PYROTECTOR	FIRE SPRINKLER INSPECTION	370.00
363311 LOWES COMPANIES INC	SUPPLIES	373.52
363321 NEXTEL SPRINT	CELL PHONE	3,186.66
363326 PACIFIC GAS AND ELECTRIC CO	GAS	2,383.58
363445 REAL PROTECTION INC	FIRE ALARM SERVICE	558.00
363481 AMERICAN PLUMBING INC	PLUMBING SERVICES	422.16
363503 STATE BOARD OF EQUALIZATION	USE TAX	52.78
363543 HONEYWELL INTERNATIONAL INC	HVAC REPAIRS	3,482.55
363563 OFFICE MAX INC	CHAIRS	1,137.64
363595 TAP PLASTICS INC	SUPPLIES	2,011.49
927018 ICR ELECTRICAL CONTRACTORS	ELECTRICAL SERVICES	2,354.02
927188 ICR ELECTRICAL CONTRACTORS	ELECTRICAL SERVICES	3,250.50
927202 LEES BUILDING MAINTENANCE	JANITORIAL SERVICES	4,980.20
Community Development Land Planning Services		
363223 PERRY BUILDERS INC	SIGN APPROVAL FEE REFUND	62.00
363434 OFFICE MAX INC	SUPPLIES	125.36
363469 VERIZON WIRELESS	WIRELESS CONNECTION	38.01
363513 CONTRA COSTA COUNTY	LAFCO NET COST APPNT	20,093.71
CD Code Enforcement		
363284 FURBER SAW INC	TOOLS	568.44
363296 INTERWEST CONSULTING GROUP INC	PROFESSIONAL SERVICES	15,360.00
363300 K2GC	ABATEMENT SERVICES	9,478.97
363311 LOWES COMPANIES INC	SUPPLIES	169.55
363334 PERS	ER CONTRIBUTION-DAVID	47.36
363414 HOME DEPOT, THE	SUPPLIES	37.26
363434 OFFICE MAX INC	SUPPLIES	168.06
363454 SIDIE, JUSTINE NICOLE	SAFETY BOOTS REIMBURSEMENT	221.12
363469 VERIZON WIRELESS	WIRELESS CONNECTION	152.04
363503 STATE BOARD OF EQUALIZATION	USE TAX	22.48
363515 CONTRA COSTA COUNTY	RECORDING FEES	1,467.00
PW Engineer Land Development		
363191 HANSEN, KRAIG E	SAFETY SHOES REIMBURSEMENT	239.76
363600 VERIZON WIRELESS	DATA USAGE	76.02
Community Development Building Inspection		
363223 PERRY BUILDERS INC	GREEN BLDG FEE REFUND	375.31
363239 VIVINT SOLAR DEVELOPER LLC	BLDG PERMIT FEE REFUND	225.34
363296 INTERWEST CONSULTING GROUP INC	PROFESSIONAL SERVICES	12,600.00
363322 OFFICE MAX INC	OFFICE SUPPLIES	163.92
363424 LEACH, TAMARA L	EXPENSE REIMBURSEMENT	151.79
363488 BANK OF AMERICA	OFFICE SUPPLIES	220.94
363503 STATE BOARD OF EQUALIZATION	USE TAX	0.29
363504 CALIFORNIA HEATING AND COOLING	TECHNOLOGY FEE REFUND	99.77

Prepared by: Georgina Meek
 Finance Accounting

CITY OF ANTIOCH
 CLAIMS BY FUND REPORT
 FOR THE PERIOD
 JUNE 11 - JULY 14, 2016
 FUND/CHECK#

363563 OFFICE MAX INC	OFFICE SUPPLIES	28.67
363581 RUSSELL HEATING & A/C	BLDG PERMIT FEE REFUND	80.58
Capital Imp. Administration		
204834 ISINGS CULLIGAN	WATER DISPENSER	35.00
204927 CITY OF ANTIOCH	EXPENSE REIMBURSEMENT	20.00
363600 VERIZON WIRELESS	DATA USAGE	38.01
Community Development Engineering Services		
363337 RED WING SHOE STORE	SAFETY SHOES	225.94
363503 STATE BOARD OF EQUALIZATION	USE TAX	1.04
212 CDBG Fund		
CDBG NSP		
927080 GRANTANALYST COM LLC	CDBG SERVICES	750.00
213 Gas Tax Fund		
Streets		
363326 PACIFIC GAS AND ELECTRIC CO	ELECTRIC	28,985.73
214 Animal Control Fund		
Non Departmental		
363472 WESTAMERICA BANK	COPIER LEASE	151.33
Animal Control		
363199 KOEFRAN SERVICES INC	ANIMAL DISPOSAL SERVICES	1,850.00
363213 MWI VETERINARY SUPPLY CO	SUPPLIES	419.33
363288 HERBOLD, JOHN	ADOPTION FEE REFUND	150.00
363290 HILLS PET NUTRITION	ANIMAL FOOD	549.52
363321 NEXTEL SPRINT	CELL PHONE	193.49
363326 PACIFIC GAS AND ELECTRIC CO	GAS	125.45
363330 PETSMAST	SUPPLIES	436.00
363384 BAYER HEALTH CARE	ANIMAL MEDICAL SUPPLIES	355.53
363403 EAST HILLS VETERINARY HOSPITAL	VET SERVICES AND RXS	4,886.32
363413 HILLS PET NUTRITION	ANIMAL FOOD	427.28
363428 LOWES COMPANIES INC	PARTS & SERVICES	5.78
363432 MWI VETERINARY SUPPLY CO	VETERINARY PHARMACEUTICALS	279.12
363503 STATE BOARD OF EQUALIZATION	USE TAX	161.37
363527 EAST BAY VETERINARY EMERGENCY	VETERINARY SERVICES	3,487.46
363540 HILLS PET NUTRITION	ANIMAL FOOD	366.24
927202 LEES BUILDING MAINTENANCE	JANITORIAL SERVICES	579.80
219 Recreation Fund		
Non Departmental		
363168 DAVIS, ALBERT	DEPOSIT REFUND	500.00
363185 GHAUS, MIRWAIS	DEPOSIT REFUND	500.00
363202 LERNER CHARTER ACADEMY, THE	DEPOSIT REFUND	500.00
363203 LETULIGASNOA, SOLI	DEPOSIT REFUND	1,000.00
363251 AVILA, BEATRIZ	DEPOSIT REFUND	1,000.00
363429 MASTERS, KAREN	FACILITY DEPOSIT	1,000.00
363442 RAMIREZ, LAURA	FACILITY DEPOSIT	1,224.00
363472 WESTAMERICA BANK	COPIER LEASE	300.62
363531 FELIX, LORENZA	DEPOSIT REFUND	1,000.00

Prepared by: Georgina Meek
 Finance Accounting

CITY OF ANTIOCH
 CLAIMS BY FUND REPORT
 FOR THE PERIOD
 JUNE 11 - JULY 14, 2016
 FUND/CHECK#

363545 HUB INTERNATIONAL OF CA INSURANCE	FACILITY INSURANCE	803.15
363590 SPANN, WILLIAM	DEPOSIT REFUND	500.00
Recreation Admin		
363326 PACIFIC GAS AND ELECTRIC CO	GAS	1,713.90
363445 REAL PROTECTION INC	FIRE ALARM SERVICE	240.00
Senior Programs		
363326 PACIFIC GAS AND ELECTRIC CO	ELECTRIC	1,142.60
927202 LEES BUILDING MAINTENANCE	JANITORIAL SERVICES	388.00
Recreation Sports Programs		
204914 AGBAYANI, SHARLENE	CLASS REFUND	88.40
204927 CITY OF ANTIOCH	EXPENSE REIMBURSEMENT	21.69
363174 DIABLO LIVE SCAN	FINGERPRINTING	60.00
363235 STATE OF CALIFORNIA	FINGERPRINTING	64.00
363260 BLUE SHIELD OF CALIFORNIA	PAYROLL DEDUCTIONS	21.26
363274 DELTA DENTAL	PAYROLL DEDUCTIONS	132.96
363311 LOWES COMPANIES INC	CHALK	411.24
363326 PACIFIC GAS AND ELECTRIC CO	ELECTRIC	2,448.51
363335 PERS	PAYROLL DEDUCTIONS	1,907.36
363386 BSN SPORTS	S SUPPLIES	957.40
363415 ICEE COMPANY, THE	CONCESSION SUPPLIES	370.96
363509 CONCORD SOFTBALL UMPIRES	UMPIRE FEES	2,158.00
927187 GRAINGER INC	ICE PACKS	98.40
927193 A AND B CREATIVE TROPHIES	TROPHIES	391.91
Recreation-New Comm Cntr		
204915 WINCO	SUPPLIES	27.91
204916 COSTCO	SUPPLIES	81.58
204917 WINCO	SUPPLIES	86.66
363138 ACME SECURITY SYSTEMS	ALARM MONITORING	300.00
363168 DAVIS, ALBERT	PROJECTOR/SCREEN REFUND	75.00
363174 DIABLO LIVE SCAN	FINGERPRINTING	40.00
363176 DISCOUNT SCHOOL SUPPLY	SUPPLIES	366.88
363177 DUGAND, KARINA	CONTRACTOR PAYMENT	1,615.20
363183 GARDA CL WEST INC	ARMORED CAR TRANSPORT	184.85
363192 HIDALGO, ANIBAL AVISSAI	SUPPLIES	29.61
363198 JUMP BUNCH	CONTRACTOR PAYMENT	756.00
363209 MUIR, ROXANNE	CONTRACTOR PAYMENT	504.00
363235 STATE OF CALIFORNIA	FINGERPRINTING	64.00
363242 WILLIAMS, EMERY T	EVENT PERFORMANCE	100.00
363324 PACHECO BROTHERS GARDENING INC	LANDSCAPE SERVICES	3,673.25
363382 BAY BUILDING MAINTENANCE INC	JANITORIAL SERVICES-JUNE 2016	995.00
363383 BAY CITIES PYROTECTOR	FIRE SPRINKLER INSPECTION	370.00
363399 CPR FAST	CONTRACTOR PAYMENT	483.60
363410 GARCIA, GABRIEL	CLASS REFUND	160.00
363422 KOVALICK, LUANNE	CONTRACTOR PAYMENT	637.20
363444 RASHEED, MUJAHEED	CLASS REFUND	175.00
363448 RIDLEY, DEXTER	CONTRACTOR PAYMENT	168.00

Prepared by: Georgina Meek
 Finance Accounting

CITY OF ANTIOCH
 CLAIMS BY FUND REPORT
 FOR THE PERIOD
 JUNE 11 - JULY 14, 2016
 FUND/CHECK#

363469	VERIZON WIRELESS	WIRELESS CONNECTION	38.01
363471	WANG, HAI XIA	CLASS REFUND	305.00
363477	ACTIVE NETWORK LLC	DEBIT PIN PAD	634.73
363492	BIG SKY LOGOS AND EMBROIDERY	CAMP SHIRTS	790.69
363503	STATE BOARD OF EQUALIZATION	USE TAX	1.07
363508	COMCAST	T CONNECTION	1,587.43
363519	CREATIVE SUPPORTS INC	ERGONOMIC IMPROVEMENTS	297.08
363525	DISCOUNT SCHOOL SUPPLY	CAMP SUPPLIES	118.72
363568	PERRY, AJA	CLASS REFUND	101.00
363578	ROBERTS, NANCY	CONTRACTOR PAYMENT	591.60
363583	SAFETY DRIVERS ED LLC	CONTRACTOR PAYMENT	318.60
363590	SPANN, WILLIAM	DEPOSIT REFUND	265.00
927079	GRAINGER INC	SUPPLIES	1,181.29
221 Asset Forfeiture Fund			
Non Departmental			
363153	CARLEY, DARRIUS	ASSET FORFEITURE	4,189.00
222 Measure C/J Fund			
Streets			
363160	CONTRA COSTA COUNTY	TRAFFIC SIGNAL MAINTENANCE	3,502.96
226 Solid Waste Reduction Fund			
Non Departmental			
363340	RISING SUN ENERGY CENTER	CYES SERVICES	5,000.00
Solid Waste Used Oil			
363231	S GRONER ASSOCIATES INC	CONSULTING SERVICES	23,066.75
Solid Waste			
363223	PERRY BUILDERS INC	WASTE MGMT PLAN FEE REFUND	35.00
363488	BANK OF AMERICA	SUPPLIES	165.04
229 Pollution Elimination Fund			
Channel Maintenance Operation			
363208	MJH EXCAVATING INC	EQUIPMENT RENTAL	3,000.00
363311	LOWES COMPANIES INC	DRILL BIT SET	42.90
363430	MJH EXCAVATING INC	EROSION REPAIR-MARKLEY CREEK	3,680.00
363449	ROYAL BRASS INC	HYDRANT COUPLER	29.33
363474	ZAP MANUFACTURING INC	ACCESS SIGNS	504.67
363503	STATE BOARD OF EQUALIZATION	USE TAX	2.24
927012	ANKA BEHAVIORAL HEALTH INC	LANDSCAPE SERVICES	2,760.00
927079	GRAINGER INC	SUPPLIES	153.47
927183	ANKA BEHAVIORAL HEALTH INC	LANDSCAPE MAINT 5/23-5/27	5,520.00
927194	ANKA BEHAVIORAL HEALTH INC	CHANNEL MAINTENANCE	4,968.00
251 Lone Tree SLLMD Fund			
Lonetree Maintenance Zone 1			
363325	PACIFIC COAST LANDSCAPE MGMT INC	LANDSCAPE SERVICES	968.00
363326	PACIFIC GAS AND ELECTRIC CO	ELECTRIC	696.94
363437	PACIFIC COAST LANDSCAPE MGMT INC	LANDSCAPE MAINT 6/20-6/24	4,840.00
363462	TERRACARE ASSOCIATES	TURF MOWING	273.20
363566	PACIFIC COAST LANDSCAPE MGMT INC	LANDSCAPE SERVICES	2,485.12

Prepared by: Georgina Meek
 Finance Accounting

CITY OF ANTIOCH
 CLAIMS BY FUND REPORT
 FOR THE PERIOD
 JUNE 11 - JULY 14, 2016
 FUND/CHECK#

Lonetree Maintenance Zone 2

363218	PACHECO BROTHERS GARDENING INC	LANDSCAPE SERVICES	910.00
363219	PACIFIC COAST LANDSCAPE MGMT INC	LANDSCAPE SERVICES	968.00
363325	PACIFIC COAST LANDSCAPE MGMT INC	LANDSCAPE SERVICES	1,452.00
363326	PACIFIC GAS AND ELECTRIC CO	ELECTRIC	681.33
363436	PACHECO BROTHERS GARDENING INC	TRIM CLEANUP	2,914.00
363437	PACIFIC COAST LANDSCAPE MGMT INC	LANDSCAPE MAINT 6/13-6/17	2,995.00

Lonetree Maintenance Zone 3

363219	PACIFIC COAST LANDSCAPE MGMT INC	LANDSCAPE SERVICES	1,198.00
363436	PACHECO BROTHERS GARDENING INC	TRIM CLEANUP	2,604.00

Lonetree Maintenance Zone 4

363462	TERRACARE ASSOCIATES	TURF MOWING	437.12
--------	----------------------	-------------	--------

252 Downtown SLLMD Fund

Downtown Maintenance

363326	PACIFIC GAS AND ELECTRIC CO	ELECTRIC	257.40
363462	TERRACARE ASSOCIATES	TURF MOWING	273.20

253 Almondridge SLLMD Fund

Almondridge Maintenance

363326	PACIFIC GAS AND ELECTRIC CO	ELECTRIC	196.45
--------	-----------------------------	----------	--------

254 Hillcrest SLLMD Fund

Hillcrest Maintenance Zone 1

363218	PACHECO BROTHERS GARDENING INC	LANDSCAPE SERVICES	350.00
363326	PACIFIC GAS AND ELECTRIC CO	ELECTRIC	584.09
363462	TERRACARE ASSOCIATES	TURF MOWING	710.32
363524	DELTA FENCE CO	NEW FENCE INSTALLATION	8,910.00
363565	PACHECO BROTHERS GARDENING INC	LANDSCAPE SERVICES	2,356.00

Hillcrest Maintenance Zone 2

363218	PACHECO BROTHERS GARDENING INC	LANDSCAPE SERVICES	700.00
363325	PACIFIC COAST LANDSCAPE MGMT INC	LANDSCAPE SERVICES	4,285.00
363326	PACIFIC GAS AND ELECTRIC CO	ELECTRIC	682.21
363437	PACIFIC COAST LANDSCAPE MGMT INC	LANDSCAPE MAINT 6/13-6/17	8,570.00
363462	TERRACARE ASSOCIATES	TURF MOWING	972.60
363503	STATE BOARD OF EQUALIZATION	USE TAX	3.12
363566	PACIFIC COAST LANDSCAPE MGMT INC	LANDSCAPE SERVICES	4,343.20

Hillcrest Maintenance Zone 4

363326	PACIFIC GAS AND ELECTRIC CO	ELECTRIC	595.58
363436	PACHECO BROTHERS GARDENING INC	LANDSCAPE MAINTENANCE	2,232.00
363462	TERRACARE ASSOCIATES	TURF MOWING	546.40
363593	STEWARTS TREE SERVICE INC	TREE SERVICES	550.00

255 Park 1A Maintenance District Fund

Park 1A Maintenance District

363326	PACIFIC GAS AND ELECTRIC CO	ELECTRIC	104.97
363352	STEWARTS TREE SERVICE INC	TREE SERVICES	650.00
363462	TERRACARE ASSOCIATES	TURF MOWING	710.32

256 Citywide 2A Maintenance District Fund

Prepared by: Georgina Meek
 Finance Accounting

CITY OF ANTIOCH
 CLAIMS BY FUND REPORT
 FOR THE PERIOD
 JUNE 11 - JULY 14, 2016
 FUND/CHECK#

Citywide 2A Maintenance Zone 3

363326	PACIFIC GAS AND ELECTRIC CO	ELECTRIC	71.46
363462	TERRACARE ASSOCIATES	TURF MOWING	10.92
363565	PACHECO BROTHERS GARDENING INC	LANDSCAPE SERVICES	558.00

Citywide 2A Maintenance Zone 4

363218	PACHECO BROTHERS GARDENING INC	LANDSCAPE SERVICES	300.00
363326	PACIFIC GAS AND ELECTRIC CO	ELECTRIC	283.91
363352	STEWARTS TREE SERVICE INC	TREE SERVICES	500.00

Citywide 2A Maintenance Zone 5

363326	PACIFIC GAS AND ELECTRIC CO	ELECTRIC	382.61
363436	PACHECO BROTHERS GARDENING INC	LANDSCAPE MAINTENANCE	868.00

Citywide 2A Maintenance Zone 6

363218	PACHECO BROTHERS GARDENING INC	LANDSCAPE SERVICES	280.00
363326	PACIFIC GAS AND ELECTRIC CO	ELECTRIC	216.47
363462	TERRACARE ASSOCIATES	TURF MOWING	655.68

Citywide 2A Maintenance Zone 8

363218	PACHECO BROTHERS GARDENING INC	LANDSCAPE SERVICES	798.00
363462	TERRACARE ASSOCIATES	TURF MOWING	54.64

Citywide 2A Maintenance Zone 9

363218	PACHECO BROTHERS GARDENING INC	LANDSCAPE SERVICES	350.00
363326	PACIFIC GAS AND ELECTRIC CO	ELECTRIC	446.13
363437	PACIFIC COAST LANDSCAPE MGMT INC	LANDSCAPE MAINT 6/20-6/24	2,995.00
363462	TERRACARE ASSOCIATES	TURF MOWING	163.92
363566	PACIFIC COAST LANDSCAPE MGMT INC	LANDSCAPE SERVICES	2,995.00

Citywide 2A Maintenance Zone10

363326	PACIFIC GAS AND ELECTRIC CO	ELECTRIC	126.50
--------	-----------------------------	----------	--------

257 SLLMD Administration Fund

SLLMD Administration

363166	CROP PRODUCTION SERVICES INC	CHEMICALS	515.38
363462	TERRACARE ASSOCIATES	TURF MOWING	655.68
363503	STATE BOARD OF EQUALIZATION	USE TAX	8.16
363532	FURBER SAW INC	SUPPLIES	2,548.94
363599	VERIZON WIRELESS	DATA USAGE	76.02
927022	SITEONE LANDSCAPE SUPPLY	IRRIGATION SUPPLIES	1,044.69
927155	SITEONE LANDSCAPE SUPPLY	REPAIR KITS	430.08

259 East Lone Tree SLLMD Fund

Zone 1-District 10

363232	SILVA LANDSCAPE	LANDSCAPE SERVICES	684.00
363456	SILVA LANDSCAPE	LANDSCAPE MAINT 6/20-6/24	6,840.00
363586	SILVA LANDSCAPE	LANDSCAPE SERVICES	3,420.00
927188	ICR ELECTRICAL CONTRACTORS	ELECTRICAL SERVICES	169.61

311 Capital Improvement Fund

Parks & Open Space

363576	RMC WATER AND ENVIRONMENT	PROFESSIONAL SERVICES	2,227.00
--------	---------------------------	-----------------------	----------

312 Prewett Family Park Fund

Prepared by: Georgina Meek
 Finance Accounting

CITY OF ANTIOCH
 CLAIMS BY FUND REPORT
 FOR THE PERIOD
 JUNE 11 - JULY 14, 2016
 FUND/CHECK#

Parks & Open Space

363302 KLEINFELDER INC	PROFESSIONAL SERVICES	4,291.75
363455 SIERRA VALLEY CONSTRUCTION INC	PLAYGROUND PROJ-WATER PARK	85,921.08
363580 ROYSTON HANAMOTO ALLEY AND ABEY	PROFESSIONAL SERVICES	7,704.54

376 Lone Diamond Fund

Assessment District

363262 CENTRAL SELF STORAGE ANTIOCH	STORAGE FEES	189.00
-------------------------------------	--------------	--------

416 Honeywell Capital Lease Fund

Non Departmental

363486 BANK OF AMERICA	LOAN PAYMENT	43,987.06
------------------------	--------------	-----------

570 Equipment Maintenance Fund

Non Departmental

363293 HUNT AND SONS INC	FUEL	30,291.75
363472 WESTAMERICA BANK	COPIER LEASE	27.50

Equipment Maintenance

363145 BANK OF AMERICA	CAR PARTS	958.68
363178 EAST BAY TIRE CO	TIRES	648.07
363187 GOLDEN GATE TRUCK CENTER	SUPPLIES	433.17
363206 M AND L OVERHEAD DOORS	DOOR REPAIR	2,110.81
363244 ACE HARDWARE, ANTIOCH	SUPPLIES	6.13
363248 ANTIOCH AUTO PARTS	FILTERS	684.64
363277 EAST BAY TIRE CO	TIRE MOUNTING	506.41
363279 FASTENAL CO	SUPPLIES	236.22
363311 LOWES COMPANIES INC	WATER COOLER MOUNT	143.00
363322 OFFICE MAX INC	OFFICE SUPPLIES	10.62
363326 PACIFIC GAS AND ELECTRIC CO	ELECTRIC	438.98
363329 PETERSON	SUPPLIES	167.55
363337 RED WING SHOE STORE	SAFETY SHOES	184.43
363344 ROYAL BRASS INC	SUPPLIES	12.11
363347 SGS TESTCOM	SMOG MACHINE USAGE	5.41
363365 WALNUT CREEK CHRYSLER JEEP DODGE	VEHICLE COMPUTER	918.41
363375 ANTIOCH AUTO PARTS	STOCK FILTERS	426.41
363385 BILL BRANDT FORD	AUTO REPAIR PARTS	339.68
363390 CHUCKS BRAKE AND WHEEL SERVICE	STARTER	147.15
363407 FIRST CALL	SOLENOID VLV	113.95
363414 HOME DEPOT, THE	TRAILER BED BOLTS	257.86
363420 KEN KELLER SALES	SUPPLIES	434.03
363431 MUNICIPAL MAINT EQUIPMENT INC	DRIVELINE	994.81
363439 PETERSON	AUTO REPAIR PARTS	1,029.79
363441 PURSUIT NORTH	LIGHT BAR	1,865.20
363464 TRED SHED, THE	STOCK TIRES	4,047.03
363470 WALNUT CREEK FORD	STOCK PARTS	1,435.30
363483 ANTIOCH AUTO PARTS	AUTOMOTIVE REPAIR PARTS	1,182.26
363484 ARROWHEAD 24 HOUR TOWING INC	TOWING SERVICES	95.00
363503 STATE BOARD OF EQUALIZATION	USE TAX	66.32
363512 CONTRA COSTA COUNTY	ANNUAL PERMIT FEES	2,599.00

Prepared by: Georgina Meek
 Finance Accounting

CITY OF ANTIOCH
 CLAIMS BY FUND REPORT
 FOR THE PERIOD
 JUNE 11 - JULY 14, 2016
 FUND/CHECK#

363532 FURBER SAW INC	SWITCH	26.72
363559 MUNICIPAL MAINT EQUIPMENT INC	HOSE	44.38
363569 PETERSON	ARM REST	164.00
363579 ROYAL BRASS INC	FITTINGS	147.90
363596 TRED SHED, THE	TIRES	1,026.78
363599 VERIZON WIRELESS	DATA USAGE	38.01
927023 UNLIMITED GRAPHIC & SIGN NETWORK	DECALS	250.07
927079 GRAINGER INC	SUPPLIES	391.54
927184 BIG SKY ENTERPRISES INC	WASTE DISPOSAL	484.25
927187 GRAINGER INC	HAND TOOLS	138.24

573 Information Services Fund

Non Departmental

363472 WESTAMERICA BANK	COPIER LEASE	102.03
-------------------------	--------------	--------

Information Services

363362 VERIZON WIRELESS	CELL PHONE SERVICE	221.57
363503 STATE BOARD OF EQUALIZATION	USE TAX	0.08
927186 COMPUTERLAND	COMPUTER EQUIPMENT	16.62

Network Support & PCs

363266 COMCAST	INTERNET SERVICE	136.83
363362 VERIZON WIRELESS	CELL PHONE SERVICE	53.77
363393 COMCAST	T CONNECTION	1,039.26
363572 PERS	PAYROLL DEDUCTIONS	13.37
927197 DIGITAL SERVICES	WEBSITE MAINTENANCE	3,575.00

Telephone System

204105 AMERICAN MESSAGING	PAGER	37.38
---------------------------	-------	-------

GIS Support Services

363145 BANK OF AMERICA	BINDERS	295.56
363152 CALIFORNIA SURVEYING & DRAFTING	PLOTTER MAINTENANCE	290.00

Office Equipment Replacement

363503 STATE BOARD OF EQUALIZATION	USE TAX	14.58
927186 COMPUTERLAND	COMPUTER EQUIPMENT	119.01

577 Post Retirement Medical-Police Fund

Non Departmental

363259 RETIREE	MEDICAL AFTER RETIREMENT	1,142.00
363261 RETIREE	MEDICAL AFTER RETIREMENT	746.47
363285 RETIREE	MEDICAL AFTER RETIREMENT	1,069.35
363292 RETIREE	MEDICAL AFTER RETIREMENT	1,367.94
363304 RETIREE	MEDICAL AFTER RETIREMENT	46.55
363305 RETIREE	MEDICAL AFTER RETIREMENT	918.70
363313 RETIREE	MEDICAL AFTER RETIREMENT	129.00
363314 RETIREE	MEDICAL AFTER RETIREMENT	1,265.22
363335 PERS	PD MED AFTER RETIREMENT	5,375.00
363343 RETIREE	MEDICAL AFTER RETIREMENT	248.24
363351 RETIREE	MEDICAL AFTER RETIREMENT	89.58
363357 RETIREE	MEDICAL AFTER RETIREMENT	1,367.94
363367 RETIREE	MEDICAL AFTER RETIREMENT	696.12

Prepared by: Georgina Meek
 Finance Accounting

7/21/2016

CITY OF ANTIOCH
 CLAIMS BY FUND REPORT
 FOR THE PERIOD
 JUNE 11 - JULY 14, 2016
 FUND/CHECK#

363368	RETIREE	MEDICAL AFTER RETIREMENT	469.46
927027	RETIREE	MEDICAL AFTER RETIREMENT	1,367.94
927031	RETIREE	MEDICAL AFTER RETIREMENT	918.70
927032	RETIREE	MEDICAL AFTER RETIREMENT	285.56
927034	RETIREE	MEDICAL AFTER RETIREMENT	1,265.22
927037	RETIREE	MEDICAL AFTER RETIREMENT	1,367.94
927038	RETIREE	MEDICAL AFTER RETIREMENT	1,265.22
927046	RETIREE	MEDICAL AFTER RETIREMENT	917.34
927047	RETIREE	MEDICAL AFTER RETIREMENT	495.00
927051	RETIREE	MEDICAL AFTER RETIREMENT	607.76
927054	RETIREE	MEDICAL AFTER RETIREMENT	1,367.94
927066	RETIREE	MEDICAL AFTER RETIREMENT	1,492.94
927072	RETIREE	MEDICAL AFTER RETIREMENT	1,466.14
927073	RETIREE	MEDICAL AFTER RETIREMENT	756.00
927074	RETIREE	MEDICAL AFTER RETIREMENT	248.24
927087	RETIREE	MEDICAL AFTER RETIREMENT	172.23
927090	RETIREE	MEDICAL AFTER RETIREMENT	248.24
927093	RETIREE	MEDICAL AFTER RETIREMENT	1,367.94
927095	RETIREE	MEDICAL AFTER RETIREMENT	1,367.94
927096	RETIREE	MEDICAL AFTER RETIREMENT	263.80
927104	RETIREE	MEDICAL AFTER RETIREMENT	61.42
927118	RETIREE	MEDICAL AFTER RETIREMENT	1,367.94
927120	RETIREE	MEDICAL AFTER RETIREMENT	621.47
927121	RETIREE	MEDICAL AFTER RETIREMENT	1,367.94
927132	RETIREE	MEDICAL AFTER RETIREMENT	1,367.94
927133	RETIREE	MEDICAL AFTER RETIREMENT	925.09
927134	RETIREE	MEDICAL AFTER RETIREMENT	1,367.94
927135	RETIREE	MEDICAL AFTER RETIREMENT	994.71
927144	RETIREE	MEDICAL AFTER RETIREMENT	621.47
927157	RETIREE	MEDICAL AFTER RETIREMENT	1,367.94
927162	RETIREE	MEDICAL AFTER RETIREMENT	469.46
927166	RETIREE	MEDICAL AFTER RETIREMENT	621.47
927176	RETIREE	MEDICAL AFTER RETIREMENT	621.47
927178	RETIREE	MEDICAL AFTER RETIREMENT	271.45
927179	RETIREE	MEDICAL AFTER RETIREMENT	882.34

578 Post Retirement Medical-Misc Fund

Non Departmental

363257	RETIREE	MEDICAL AFTER RETIREMENT	229.69
363263	RETIREE	MEDICAL AFTER RETIREMENT	264.34
363273	RETIREE	MEDICAL AFTER RETIREMENT	229.69
363276	RETIREE	MEDICAL AFTER RETIREMENT	111.69
363287	RETIREE	MEDICAL AFTER RETIREMENT	746.47
363299	RETIREE	MEDICAL AFTER RETIREMENT	229.69
363315	RETIREE	MEDICAL AFTER RETIREMENT	111.69
363335	PERS	MISC MED AFT RETIREMENT	6,000.00
363336	RETIREE	MEDICAL AFTER RETIREMENT	111.69

Prepared by: Georgina Meek
 Finance Accounting

7/21/2016

CITY OF ANTIOCH
 CLAIMS BY FUND REPORT
 FOR THE PERIOD
 JUNE 11 - JULY 14, 2016
 FUND/CHECK#

363338	RETIREE	MEDICAL AFTER RETIREMENT	348.38
363342	RETIREE	MEDICAL AFTER RETIREMENT	111.69
363346	RETIREE	MEDICAL AFTER RETIREMENT	111.69
363364	RETIREE	MEDICAL AFTER RETIREMENT	111.69
363370	RETIREE	MEDICAL AFTER RETIREMENT	584.38
927029	RETIREE	MEDICAL AFTER RETIREMENT	283.04
927030	RETIREE	MEDICAL AFTER RETIREMENT	195.98
927033	RETIREE	MEDICAL AFTER RETIREMENT	584.38
927036	RETIREE	MEDICAL AFTER RETIREMENT	111.69
927041	RETIREE	MEDICAL AFTER RETIREMENT	229.69
927044	RETIREE	MEDICAL AFTER RETIREMENT	584.38
927053	RETIREE	MEDICAL AFTER RETIREMENT	111.69
927055	RETIREE	MEDICAL AFTER RETIREMENT	348.38
927060	RETIREE	MEDICAL AFTER RETIREMENT	111.69
927062	RETIREE	MEDICAL AFTER RETIREMENT	229.69
927065	RETIREE	MEDICAL AFTER RETIREMENT	111.69
927068	RETIREE	MEDICAL AFTER RETIREMENT	1,168.76
927069	RETIREE	MEDICAL AFTER RETIREMENT	172.23
927078	RETIREE	MEDICAL AFTER RETIREMENT	111.69
927081	RETIREE	MEDICAL AFTER RETIREMENT	111.69
927083	RETIREE	MEDICAL AFTER RETIREMENT	236.69
927089	RETIREE	MEDICAL AFTER RETIREMENT	584.38
927092	RETIREE	MEDICAL AFTER RETIREMENT	111.69
927099	RETIREE	MEDICAL AFTER RETIREMENT	229.69
927103	RETIREE	MEDICAL AFTER RETIREMENT	348.38
927107	RETIREE	MEDICAL AFTER RETIREMENT	111.69
927110	RETIREE	MEDICAL AFTER RETIREMENT	584.38
927113	RETIREE	MEDICAL AFTER RETIREMENT	348.38
927114	RETIREE	MEDICAL AFTER RETIREMENT	348.38
927117	RETIREE	MEDICAL AFTER RETIREMENT	348.38
927127	RETIREE	MEDICAL AFTER RETIREMENT	348.38
927128	RETIREE	MEDICAL AFTER RETIREMENT	111.69
927129	RETIREE	MEDICAL AFTER RETIREMENT	348.38
927137	RETIREE	MEDICAL AFTER RETIREMENT	229.69
927140	RETIREE	MEDICAL AFTER RETIREMENT	111.69
927143	RETIREE	MEDICAL AFTER RETIREMENT	584.38
927150	RETIREE	MEDICAL AFTER RETIREMENT	111.69
927161	RETIREE	MEDICAL AFTER RETIREMENT	348.38
927164	RETIREE	MEDICAL AFTER RETIREMENT	66.92
927165	RETIREE	MEDICAL AFTER RETIREMENT	172.23
927167	RETIREE	MEDICAL AFTER RETIREMENT	584.38
927169	RETIREE	MEDICAL AFTER RETIREMENT	709.38
927175	RETIREE	MEDICAL AFTER RETIREMENT	348.38
927177	RETIREE	MEDICAL AFTER RETIREMENT	111.69

579 Post Retirement Medical-Mgmt Fund

Prepared by: Georgina Meek
 Finance Accounting

CITY OF ANTIOCH
 CLAIMS BY FUND REPORT
 FOR THE PERIOD
 JUNE 11 - JULY 14, 2016
 FUND/CHECK#

Non Departmental

363265	RETIREE	MEDICAL AFTER RETIREMENT	888.90
363269	RETIREE	MEDICAL AFTER RETIREMENT	169.69
363283	RETIREE	MEDICAL AFTER RETIREMENT	111.69
363286	RETIREE	MEDICAL AFTER RETIREMENT	229.69
363298	RETIREE	MEDICAL AFTER RETIREMENT	584.38
363306	RETIREE	MEDICAL AFTER RETIREMENT	348.38
363308	RETIREE	MEDICAL AFTER RETIREMENT	280.80
363316	RETIREE	MEDICAL AFTER RETIREMENT	749.38
363323	RETIREE	MEDICAL AFTER RETIREMENT	1,815.82
363327	RETIREE	MEDICAL AFTER RETIREMENT	111.69
363335	PERS	MGMT MED AFT RETIREMENT	9,750.00
363339	RETIREE	MEDICAL AFTER RETIREMENT	621.47
363355	RETIREE	MEDICAL AFTER RETIREMENT	229.69
363360	RETIREE	MEDICAL AFTER RETIREMENT	1,815.82
927035	RETIREE	MEDICAL AFTER RETIREMENT	348.38
927039	RETIREE	MEDICAL AFTER RETIREMENT	348.38
927040	RETIREE	MEDICAL AFTER RETIREMENT	172.23
927042	RETIREE	MEDICAL AFTER RETIREMENT	169.70
927043	RETIREE	MEDICAL AFTER RETIREMENT	111.69
927045	RETIREE	MEDICAL AFTER RETIREMENT	348.38
927048	RETIREE	MEDICAL AFTER RETIREMENT	621.47
927049	RETIREE	MEDICAL AFTER RETIREMENT	584.38
927052	RETIREE	MEDICAL AFTER RETIREMENT	709.38
927057	RETIREE	MEDICAL AFTER RETIREMENT	691.08
927058	RETIREE	MEDICAL AFTER RETIREMENT	111.69
927061	RETIREE	MEDICAL AFTER RETIREMENT	584.38
927063	RETIREE	MEDICAL AFTER RETIREMENT	464.38
927064	RETIREE	MEDICAL AFTER RETIREMENT	348.38
927067	RETIREE	MEDICAL AFTER RETIREMENT	283.04
927075	RETIREE	MEDICAL AFTER RETIREMENT	348.38
927076	RETIREE	MEDICAL AFTER RETIREMENT	888.90
927077	RETIREE	MEDICAL AFTER RETIREMENT	111.69
927082	RETIREE	MEDICAL AFTER RETIREMENT	607.76
927084	RETIREE	MEDICAL AFTER RETIREMENT	577.29
927085	RETIREE	MEDICAL AFTER RETIREMENT	348.38
927086	RETIREE	MEDICAL AFTER RETIREMENT	348.38
927088	RETIREE	MEDICAL AFTER RETIREMENT	469.46
927097	RETIREE	MEDICAL AFTER RETIREMENT	346.28
927101	RETIREE	MEDICAL AFTER RETIREMENT	714.38
927102	RETIREE	MEDICAL AFTER RETIREMENT	348.38
927105	RETIREE	MEDICAL AFTER RETIREMENT	283.04
927106	RETIREE	MEDICAL AFTER RETIREMENT	2,716.02
927108	RETIREE	MEDICAL AFTER RETIREMENT	348.38
927109	RETIREE	MEDICAL AFTER RETIREMENT	348.38
927111	RETIREE	MEDICAL AFTER RETIREMENT	1,367.94

Prepared by: Georgina Meek
 Finance Accounting
 7/21/2016

CITY OF ANTIOCH
 CLAIMS BY FUND REPORT
 FOR THE PERIOD
 JUNE 11 - JULY 14, 2016
 FUND/CHECK#

927112	RETIREE	MEDICAL AFTER RETIREMENT	229.69
927115	RETIREE	MEDICAL AFTER RETIREMENT	994.71
927116	RETIREE	MEDICAL AFTER RETIREMENT	348.38
927119	RETIREE	MEDICAL AFTER RETIREMENT	500.31
927122	RETIREE	MEDICAL AFTER RETIREMENT	283.04
927124	RETIREE	MEDICAL AFTER RETIREMENT	169.69
927125	RETIREE	MEDICAL AFTER RETIREMENT	584.38
927126	RETIREE	MEDICAL AFTER RETIREMENT	348.38
927130	RETIREE	MEDICAL AFTER RETIREMENT	111.69
927131	RETIREE	MEDICAL AFTER RETIREMENT	111.69
927136	RETIREE	MEDICAL AFTER RETIREMENT	111.69
927138	RETIREE	MEDICAL AFTER RETIREMENT	348.38
927139	RETIREE	MEDICAL AFTER RETIREMENT	348.38
927141	RETIREE	MEDICAL AFTER RETIREMENT	229.69
927142	RETIREE	MEDICAL AFTER RETIREMENT	169.70
927145	RETIREE	MEDICAL AFTER RETIREMENT	888.90
927146	RETIREE	MEDICAL AFTER RETIREMENT	348.38
927148	RETIREE	MEDICAL AFTER RETIREMENT	348.38
927149	RETIREE	MEDICAL AFTER RETIREMENT	111.69
927151	RETIREE	MEDICAL AFTER RETIREMENT	283.04
927152	RETIREE	MEDICAL AFTER RETIREMENT	691.08
927154	RETIREE	MEDICAL AFTER RETIREMENT	111.69
927156	RETIREE	MEDICAL AFTER RETIREMENT	584.38
927158	RETIREE	MEDICAL AFTER RETIREMENT	749.38
927159	RETIREE	MEDICAL AFTER RETIREMENT	193.51
927160	RETIREE	MEDICAL AFTER RETIREMENT	111.69
927163	RETIREE	MEDICAL AFTER RETIREMENT	590.55
927168	RETIREE	MEDICAL AFTER RETIREMENT	348.38
927170	RETIREE	MEDICAL AFTER RETIREMENT	348.38
927171	RETIREE	MEDICAL AFTER RETIREMENT	1,682.29
927172	RETIREE	MEDICAL AFTER RETIREMENT	111.69
927173	RETIREE	MEDICAL AFTER RETIREMENT	1,664.00
927174	RETIREE	MEDICAL AFTER RETIREMENT	283.04

611 Water Fund

Non Departmental

363150	BPXPRESS	MAILING LABELS	1,306.86
363154	COLEFIELD, RONALD G	EXPENSE REIMBURSEMENT	91.00
363215	OFFICE MAX INC	OFFICE SUPPLIES	1,682.54
363258	BISHOP CO	SUPPLIES	1,746.81
363279	FASTENAL CO	SUPPLIES	3,340.77
363312	LUCITY INC	CONSTANT CONNECTION PROGRAM	11,027.36
363341	ROBERTS AND BRUNE CO	SUPPLIES	4,078.56
363379	BAY AREA BARRICADE	SUPPLIES	1,596.86
363387	CALIFORNIA PRINTING CONSULTANTS	WATER BILL FORMS-START 7/2016	2,762.50
363461	TELEWORKS INC	IVR ANNUAL SUBSCRIPTION-FY17	11,550.00
363465	TYLER TECHNOLOGIES	FY17 ANNUAL SOFTWARE	13,133.68

Prepared by: Georgina Meek
 Finance Accounting

7/21/2016

CITY OF ANTIOCH
 CLAIMS BY FUND REPORT
 FOR THE PERIOD
 JUNE 11 - JULY 14, 2016
 FUND/CHECK#

363472 WESTAMERICA BANK	COPIER LEASE	272.76
363490 BAY AREA BARRICADE	WHITE MARKING PAINT	441.46
927017 GOLDEN WEST BETTERWAY UNIFORMS	SUPPLIES	461.13
927059 CRYSTAL CLEAR LOGOS INC	SUPPLIES	1,147.38
927079 GRAINGER INC	SUPPLIES	1,428.01
927181 ACCELA INC	CRM RENEWAL-07/2016-02/2017	966.67
Water Supervision		
363145 BANK OF AMERICA	TRAINING	809.98
363184 GARNETT, SHANNI	BARRICADE DEPOSIT REFUND	30.00
363381 BAY AREA NEWS GROUP	NEWSPAPER SUBSCRIPTION-52 WKS	79.20
363599 VERIZON WIRELESS	DATA USAGE	76.02
Water Production		
204872 STATE BOARD OF EQUALIZATION	PENALTY FEES	22.00
363142 APPLIED TECHNOLOGY GROUP INC	EQUIPMENT	540.11
363163 CONTRA COSTA WATER DISTRICT	RAW WATER	738,038.98
363190 HAGGARD, WILLIAM T	EXPENSE REIMBURSEMENT	80.00
363200 LAN CON VOICE & DATA CABLING	SECURITY CAMERA	3,374.75
363219 PACIFIC COAST LANDSCAPE MGMT	LANDSCAPE SERVICES	1,797.00
363244 ACE HARDWARE, ANTIOCH	SUPPLIES	18.76
363249 ARC ALTERNATIVES	PROFESSIONAL SERVICES	2,265.00
363256 BAY RUBBER CO	CHEMICAL HOSES	841.22
363279 FASTENAL CO	SUPPLIES	33.95
363282 FISHER SCIENTIFIC COMPANY	LAB SUPPLIES	1,737.28
363303 KOFFLER ELECTRICAL MECH	CRANE SERVICES	26,731.20
363311 LOWES COMPANIES INC	SUPPLIES	569.14
363326 PACIFIC GAS AND ELECTRIC CO	GAS	106,216.30
363341 ROBERTS AND BRUNE CO	SUPPLIES	1,050.49
363352 STEWARTS TREE SERVICE INC	TREE SERVICES	2,200.00
363354 TELSTAR INSTRUMENTS INC	EQUIPMENT SERVICE	1,218.00
363359 UNIVAR USA INC	CAUSTIC	10,226.90
363366 WALTER BISHOP CONSULTING	PROFESSIONAL SERVICES	2,925.92
363371 ACE HARDWARE, ANTIOCH	RATCHET	61.24
363388 CAROLLO ENGINEERS INC	CONSULTING SERVICES	2,534.10
363389 CATALINA TECHNOLOGIES	CLINEFINDER TEMP DEVICES	333.90
363398 COULTER GRADALL INC	EQUIPMENT RENTAL	28,000.00
363402 DUBLIN SAN RAMON SVCS DISTRICT	BIDDING FEE	1,758.00
363406 FERGUSON ENTERPRISES INC	VALVES	374.76
363408 FISHER SCIENTIFIC COMPANY	LAB SUPPLIES	188.22
363409 FRIGARD CHIROPRACTIC	DMV PHYSICALS-JOHNSON	75.00
363411 GRAPHIC CONTROLS LLC	CREDIT-CHARTS FOR MONITORING	576.41
363412 HACH CO	LAB SUPPLIES	847.81
363467 UNIVAR USA INC	CAUSTIC	17,519.68
363476 ACE HARDWARE, ANTIOCH	WRENCH	35.78
363482 ANIMAL DAMAGE MANAGEMENT	ANIMAL CONTROL	275.00
363491 BAY AREA NEWS GROUP	ADVERTISING	247.50
363503 STATE BOARD OF EQUALIZATION	USE TAX	34.52

Prepared by: Georgina Meek
 Finance Accounting

CITY OF ANTIOCH
 CLAIMS BY FUND REPORT
 FOR THE PERIOD
 JUNE 11 - JULY 14, 2016
 FUND/CHECK#

363512	CONTRA COSTA COUNTY	ANNUAL PERMIT FEES	56,404.08
363522	CSI SERVICES INC	INSPECTION SERVICES	2,695.00
363530	EXPONENT INC	PROFESSIONAL SERVICES	3,216.92
363537	HACH CO	LAB SUPPLIES	506.86
363543	HONEYWELL INTERNATIONAL INC	HVAC SERVICES	5,821.99
363555	MCCAMPBELL ANALYTICAL INC	WATER TESTING	105.30
363563	OFFICE MAX INC	OFFICE SUPPLIES	50.89
363599	VERIZON WIRELESS	DATA USAGE	38.01
927028	AIRGAS SPECIALTY PRODUCTS	AMMONIA	2,802.25
927050	CHEMTRADE CHEMICALS US LLC	ALUM	12,670.06
927056	CONSOLIDATED ELECTRICAL DIST INC	CONDUIT	862.94
927070	EUROFINS EATON ANALYTICAL INC	RESERVOIR TESTING	270.00
927071	EVOQUA WATER TECHNOLOGIES LLC	SERVICE DI H2O SYSTEM	66.61
927079	GRAINGER INC	SUPPLIES	167.41
927098	ICR ELECTRICAL CONTRACTORS	ELECTRICAL SERVICES	10,926.63
927100	KAPSCH TRAFFICOM USA INC	PROFESSIONAL SERVICES	30,210.00
927123	NTU TECHNOLOGIES INC	POLYMER	2,700.00
927153	SIERRA CHEMICAL CO	CHLORINE	4,252.47
927182	AIRGAS SPECIALTY PRODUCTS	AMMONIA	1,627.11
927185	CHEMTRADE CHEMICALS US LLC	ALUM	5,016.88
927190	SIERRA CHEMICAL CO	CHLORINE	4,252.47
927195	CHEMTRADE CHEMICALS US LLC	ALUM	7,741.63
927198	EUROFINS EATON ANALYTICAL INC	WATER MONITORING	920.00
927200	ICR ELECTRICAL CONTRACTORS	ELECTRICAL SERVICES	3,859.29
927202	LEES BUILDING MAINTENANCE	JANITORIAL SERVICES	338.00
Water Distribution			
363145	BANK OF AMERICA	EQUIPMENT	359.83
363169	DELTA DIABLO	RECYCLED WATER	8,173.02
363174	DIABLO LIVE SCAN	FINGERPRINTING	40.00
363180	EAST BAY WELDING SUPPLY	SUPPLIES	120.45
363214	OCCUPATIONAL HEALTH CENTERS	PREEMPLOYMENT MEDICAL	936.80
363215	OFFICE MAX INC	OFFICE SUPPLIES	270.56
363235	STATE OF CALIFORNIA	FINGERPRINTING	98.00
363260	BLUE SHIELD OF CALIFORNIA	PAYROLL DEDUCTIONS	34.06
363274	DELTA DENTAL	PAYROLL DEDUCTIONS	132.96
363279	FASTENAL CO	SUPPLIES	131.18
363295	INFOSEND INC	POSTAGE COSTS TO MAIL BILLS	2,843.40
363311	LOWES COMPANIES INC	PIPE FITTINGS	40.78
363318	MT DIABLO LANDSCAPE CENTERS INC	CONCRETE MIX	148.95
363322	OFFICE MAX INC	OFFICE SUPPLIES	371.39
363328	PETERS, BRANDON W L	TRAINING PER DIEM	459.00
363341	ROBERTS AND BRUNE CO	PIPE & FITTINGS	796.11
363344	ROYAL BRASS INC	FITTINGS	81.29
363345	RT LAWRENCE CORP	MONTHLY LOCKBOX PROCESSING	404.97
363416	INFOSEND INC	POSTAGE COSTS TO MAIL BILLS	1,869.84
363450	RT LAWRENCE CORP	MONTHLY LOCKBOX PROCESSING	605.41

Prepared by: Georgina Meek
 Finance Accounting

7/21/2016

CITY OF ANTIOCH
 CLAIMS BY FUND REPORT
 FOR THE PERIOD
 JUNE 11 - JULY 14, 2016
 FUND/CHECK#

363466 UNITED PARCEL SERVICE	SHIPPING CHARGES	29.19
363476 ACE HARDWARE, ANTIOCH	SOCKET ADAPTER	9.40
363479 ALL PRO PRINTING SOLUTIONS	PRINTING SERVICES	8,236.80
363483 ANTIOCH AUTO PARTS	NUTDRIVER SET	4.89
363503 STATE BOARD OF EQUALIZATION	USE TAX	19.78
363508 COMCAST	T CONNECTION	346.67
363518 COUNTY ASPHALT	SUPPLIES	685.66
363520 CRESCO EQUIPMENT RENTALS	EQUIPMENT RENTALS	2,968.27
363523 CWEA SFBS	RENEWAL-PADILLA	164.00
363546 INFOSEND INC	POSTAGE COSTS TO MAIL BILLS	4,368.06
363547 KEN KELLER SALES	PAVEMENT BREAKER	5,516.06
363558 MT DIABLO LANDSCAPE CENTERS INC	CONCRETE MIX	93.58
363560 NATIONAL METER & AUTOMATION INC	EQUIPMENT	3,249.58
363564 OLSEN, LOUIS	RENEWAL REIMBURSEMENT	81.00
363599 VERIZON WIRELESS	DATA USAGE	380.10
927025 3M AOSAFETY EYEWARE	SAFETY GLASSES	291.51
927098 ICR ELECTRICAL CONTRACTORS	ELECTRICAL SERVICES	450.78
927181 ACCELA INC	CRM RENEW-03/2016-06/30/16	483.34
Water Meter Reading		
363244 ACE HARDWARE, ANTIOCH	PAINT	12.24
363311 LOWES COMPANIES INC	SUPPLIES	214.41
363319 NATIONAL METER & AUTOMATION INC	METERS	6,729.89
363451 SABRE BACKFLOW INC	BACKFLOW TEST KIT CALIBRATION	206.15
363503 STATE BOARD OF EQUALIZATION	USE TAX	80.78
363599 VERIZON WIRELESS	DATA USAGE	38.01
927015 BADGER METER INC	METERS	1,934.53
Public Buildings & Facilities		
363485 AWNING DETAILERS	BASIN COVERS	4,905.00
363491 BAY AREA NEWS GROUP	LEGAL AD	212.40
363503 STATE BOARD OF EQUALIZATION	USE TAX	43.82
363576 RMC WATER AND ENVIRONMENT	PROFESSIONAL SERVICES	2,472.70
Warehouse & Central Stores		
363358 UNITED PARCEL SERVICE	WEEKLY PRINTER SERVICE FEE	6.00
363466 UNITED PARCEL SERVICE	SERVICE CHARGES	15.50
621 Sewer Fund		
Non Departmental		
363312 LUCITY INC	CONSTANT CONNECTION PROGRAM	11,027.36
363387 CALIFORNIA PRINTING CONSULTANTS	WATER BILL FORMS-START 7/2016	2,762.49
363461 TELEWORKS INC	IVR ANNUAL SUBSCRIPTION-FY17	11,550.00
363465 TYLER TECHNOLOGIES	FY17 ANNUAL SOFTWARE	13,133.67
363472 WESTAMERICA BANK	COPIER LEASE	212.85
927181 ACCELA INC	CRM RENEWAL-07/2016-02/2017	966.65
Sewer-Wastewater Supervision		
363345 RT LAWRENCE CORP	MONTHLY LOCKBOX PROCESSING	404.97
363450 RT LAWRENCE CORP	MONTHLY LOCKBOX PROCESSING	605.41
363599 VERIZON WIRELESS	DATA USAGE	114.03

Prepared by: Georgina Meek
 Finance Accounting

7/21/2016

CITY OF ANTIOCH
 CLAIMS BY FUND REPORT
 FOR THE PERIOD
 JUNE 11 - JULY 14, 2016
 FUND/CHECK#

Sewer-Wastewater Collection

204927 CITY OF ANTIOCH	EXPENSE REIMBURSEMENT	20.00
363145 BANK OF AMERICA	TRAINING-WHITAKER	571.14
363215 OFFICE MAX INC	OFFICE SUPPLIES	123.40
363270 COUNTY ASPHALT	REPAIR SERVICE	1,333.96
363295 INFOSEND INC	POSTAGE COSTS TO MAIL BILLS	2,843.40
363311 LOWES COMPANIES INC	SHOP VAC	557.20
363322 OFFICE MAX INC	OFFICE SUPPLIES	198.46
363328 PETERS, BRANDON W L	TRAINING PER DIEM	459.00
363333 PERS	PAYROLL DEDUCTIONS	59.28
363376 ANTIOCH BUILDING MATERIALS	BACKFILL RACKS	823.43
363416 INFOSEND INC	POSTAGE COSTS TO MAIL BILLS	1,869.84
363428 LOWES COMPANIES INC	SMALL TOOLS	4.12
363433 NOR CAL PIPELINE SERVICES	SEWER PIPE REPAIR	117,560.00
363479 ALL PRO PRINTING SOLUTIONS	PRINTING SERVICES	8,236.80
363503 STATE BOARD OF EQUALIZATION	USE TAX	52.56
363508 COMCAST	T CONNECTION	346.67
363518 COUNTY ASPHALT	SUPPLIES	685.64
363520 CRESCO EQUIPMENT RENTALS	EQUIPMENT RENTAL	2,968.27
363538 HAGEMEYER	AIR SAMPLING PARTS	1,578.51
363543 HONEYWELL INTERNATIONAL INC	HVAC-COLLECTIONS	13,196.69
363546 INFOSEND INC	POSTAGE COSTS TO MAIL BILLS	4,168.05
363562 OCCUPATIONAL HEALTH CENTERS	MEDICAL SERVICES	827.15
363572 PERS	PAYROLL DEDUCTIONS	45.91
363573 PUMP REPAIR SERVICE INC	MARINA PUMP SAFETY LOCK	88.19
363577 ROBERTS AND BRUNE CO	PIPE & FITTINGS	767.36
363587 SMARTCOVER SYSTEMS	MANHOLE COVERS	49,892.81
363599 VERIZON WIRELESS	DATA USAGE	228.06
927026 3T EQUIPMENT COMPANY	SUPPLIES	3,270.00
927079 GRAINGER INC	SUPPLIES	95.91
927147 SCOTTO, CHARLES W AND DONNA F	PROPERTY RENT	4,500.00
927181 ACCELA INC	CRM RENEWAL-03/2016-06/2016	483.34
927187 GRAINGER INC	SUPPLIES	1,349.85

631 Marina Fund

Non Departmental

363472 WESTAMERICA BANK	COPIER LEASE	51.42
-------------------------	--------------	-------

Marina Administration

363326 PACIFIC GAS AND ELECTRIC CO	ELECTRIC	2,868.23
363372 ACME SECURITY SYSTEMS	ACTIVATE LICENSE SEC PRGRM	222.50
363446 RECREATION PUBLICATIONS	ADVERTISEMENT	370.00
363491 BAY AREA NEWS GROUP	LEGAL AD	69.30

Marina Maintenance

363311 LOWES COMPANIES INC	DOCK LIGHTS	121.42
363373 AMERICAN PLUMBING INC	SINK REPAIR	159.41
363428 LOWES COMPANIES INC	FUEL DOCK PARTS	83.20
363453 SHIELDS HARPER AND CO	FUEL NOZZLE	73.09

Prepared by: Georgina Meek
 Finance Accounting

7/21/2016

CITY OF ANTIOCH
 CLAIMS BY FUND REPORT
 FOR THE PERIOD
 JUNE 11 - JULY 14, 2016
 FUND/CHECK#

363503 STATE BOARD OF EQUALIZATION	USE TAX	9.96
927186 COMPUTERLAND	COMPUTER EQUIPMENT	119.02
927202 LEES BUILDING MAINTENANCE	JANITORIAL SERVICES	1,375.00
Major Projects		
363230 REINHOLDT ENGINEERING CONSTR	ENGINEERING SERVICES	11,889.60
363574 REINHOLDT ENGINEERING CONSTR	FUEL SYSTEM	12,781.32
641 Prewett Water Park Fund		
Non Departmental		
363472 WESTAMERICA BANK	COPIER LEASE	250.02
363545 HUB INTERNATIONAL CA INSURANCE	FACILITY INSURANCE	1,239.04
363556 MCLEOD, MIKAELLA	DEPOSIT REFUND	500.00
Recreation Water Park		
204927 CITY OF ANTIOCH	EXPENSE REIMBURSEMENT	15.00
363174 DIABLO LIVE SCAN	FINGERPRINTING	580.00
363183 GARDA CL WEST INC	ARMORED CAR TRANSPORT	184.86
363235 STATE OF CALIFORNIA	FINGERPRINTING	964.00
363240 WHIRLEY INDUSTRIES INC	SUPPLIES	1,835.69
363267 COMMERCIAL POOL SYSTEMS INC	PUMP	2,202.68
363278 EAST COUNTY LITTLE LEAGUE	DEPOSIT REFUND	270.00
363307 LINCOLN EQUIPMENT INC	SUPPLIES	1,748.63
363311 LOWES COMPANIES INC	SUPPLIES	502.23
363324 PACHECO BROTHERS GARDENING INC	LANDSCAPE SERVICES	2,545.25
363326 PACIFIC GAS AND ELECTRIC CO	GAS	9,923.50
363374 ANCHOR CONCRETE CONSTRUCTION	CEMENT REPAIR VARIOS LOCATIONS	850.00
363378 BATES, HARLEY ROSE	EXP REIMBURSEMENT-SUPPLIES	27.20
363382 BAY BUILDING MAINTENANCE INC	JANITORIAL SERVICES	2,250.00
363383 BAY CITIES PYROTECTOR	FIRE SPRINKLER INSPECTION	370.00
363391 COCA COLA BOTTLING CO	CONCESSION SUPPLIES	1,438.56
363392 COLE SUPPLY CO INC	JANITORIAL SUPPLIES	585.83
363394 COMMERCIAL POOL SYSTEMS INC	CHEMFEED STRAINER	238.04
363404 EWING IRRIGATION PRODUCTS	MISC MAINTENANCE SUPPLIES	130.70
363405 FAST SIGNS	SIGNS	1,799.20
363406 FERGUSON ENTERPRISES INC	SHOWER VALVE REBUID KITS	152.33
363415 ICEE COMPANY, THE	CONCESSION SUPPLIES	589.93
363421 KNORR SYSTEMS INC	CHEMICALS	285.50
363425 LENHART ALARM AND SECURITY	ALARM BEAM REPLACEMENT	1,940.50
363426 LINCOLN EQUIPMENT INC	DECK SEALANT	1,260.69
363447 RESPONSIVE COMMUNICATION SVCS	PORTABLE RADIO ATENNAS	60.50
363463 TERRACON	ENG SERVICE-SLIDE REPAIR	2,200.00
363467 UNIVAR USA INC	CHEMICALS	2,548.10
363468 US FOODSERVICE INC	CONCESSION SUPPLIES	5,835.02
363478 AED SUPERSTORE	AED PADS	190.00
363503 STATE BOARD OF EQUALIZATION	USE TAX	202.77
363506 CITY MECHANICAL INC	SPORT POOL REPAIR	800.00
363543 HONEYWELL INTERNATIONAL INC	REPAIR SERVICE	6,953.05
363552 LENHART ALARM AND SECURITY	OUTDOOR PHOTO BEAM	1,580.50

Prepared by: Georgina Meek
 Finance Accounting

CITY OF ANTIOCH
 CLAIMS BY FUND REPORT
 FOR THE PERIOD
 JUNE 11 - JULY 14, 2016
 FUND/CHECK#

363575 RESPONSIVE COMMUNICATION SVCS	PORTABLE RADIO REPLACEMENT	241.00
363594 SWISHER, WAYNE E	DECK REPLACEMENT	4,900.00
363598 US FOODSERVICE INC	CONCESSION SUPPLIES	720.11
927098 ICR ELECTRICAL CONTRACTORS	ELECTRICAL SERVICES	2,521.83
927187 GRAINGER INC	GATORADE	357.44
927196 CONSOLIDATED ELECTRICAL DIST INC	HVAC REPAIR PARTS	75.26
927199 GRAINGER INC	BANDAGES	247.28

721 Employee Benefits Fund

Non Departmental

363137 24 HOUR FITNESS #00803	PAYROLL DEDUCTIONS	27.00
363151 CALFIT OAKLEY	PAYROLL DEDUCTIONS	20.00
363158 CONTRA COSTA COUNTY	PAYROLL DEDUCTIONS	400.00
363162 CONTRA COSTA COUNTY	PAYROLL DEDUCTIONS	1,081.07
363171 DELTA PARK ATHLETIC CLUB	PAYROLL DEDUCTIONS	37.00
363175 DIAMOND HILLS SPORT CLUB	PAYROLL DEDUCTIONS	59.00
363196 IN SHAPE HEALTH CLUBS	PAYROLL DEDUCTIONS	642.00
363197 INTERNAL REVENUE SERVICE	PAYROLL DEDUCTIONS	60.00
363205 LINA	PAYROLL DEDUCTIONS	5,734.84
363210 MUNICIPAL POOLING AUTHORITY	PAYROLL DEDUCTIONS	3,002.45
363216 OPERATING ENGINEERS LOCAL NO 3	PAYROLL DEDUCTIONS	2,934.00
363217 OPERATING ENGINEERS TRUST FUND	PAYROLL DEDUCTIONS	7,257.40
363221 PARS	PAYROLL DEDUCTIONS	5,684.76
363228 PUBLIC EMPLOYEES UNION LOCAL 1	PAYROLL DEDUCTIONS	2,836.07
363234 STANDARD LIFE INSURANCE	PAYROLL DEDUCTIONS	748.00
363236 STATE OF CALIFORNIA	PAYROLL DEDUCTIONS	1,886.69
363246 AFLAC	PAYROLL DEDUCTIONS	7,500.62
363260 BLUE SHIELD OF CALIFORNIA	PAYROLL DEDUCTIONS	2,849.85
363272 CSAC EXCESS INSURANCE AUTHORITY	PAYROLL DEDUCTIONS	2,976.00
363274 DELTA DENTAL	PAYROLL DEDUCTIONS	35,718.94
363294 EMPLOYEE	PAYROLL REIMBURSEMENT	54.00
363333 PERS	PAYROLL DEDUCTIONS	310,540.49
363334 PERS	PAYROLL DEDUCTIONS	311,185.98
363335 PERS	PAYROLL DEDUCTIONS	339,041.09
363395 CONTRA COSTA COUNTY	PAYROLL DEDUCTIONS	400.00
363396 CONTRA COSTA COUNTY	PAYROLL DEDUCTIONS	50.00
363397 CONTRA COSTA COUNTY	PAYROLL DEDUCTIONS	740.67
363417 INTERNAL REVENUE SERVICE	PAYROLL DEDUCTIONS	60.00
363435 OPERATING ENGINEERS TRUST FUND	PAYROLL DEDUCTIONS	11,843.04
363438 PARS	PAYROLL DEDUCTIONS	6,647.82
363458 STATE OF CALIFORNIA	PAYROLL DEDUCTIONS	1,514.03
363572 PERS	PAYROLL DEDUCTIONS	326,211.93
927013 ANTIOCH PD SWORN MGMT ASSOC	PAYROLL DEDUCTIONS	625.50
927014 APOA	PAYROLL DEDUCTIONS	13,093.23
927021 NATIONWIDE RETIREMENT SOLUTIONS	PAYROLL DEDUCTIONS	52,350.65
927024 VANTAGEPOINT TRANSFER AGENTS	PAYROLL DEDUCTIONS	7,788.47
927189 NATIONWIDE RETIREMENT SOLUTIONS	PAYROLL DEDUCTIONS	28,790.47

Prepared by: Georgina Meek
 Finance Accounting

CITY OF ANTIOCH
CLAIMS BY FUND REPORT
FOR THE PERIOD
JUNE 11 - JULY 14, 2016
FUND/CHECK#


927192 VANTAGEPOINT TRANSFER AGENTS	PAYROLL DEDUCTIONS	3,565.08
-------------------------------------	--------------------	----------



STAFF REPORT TO THE CITY COUNCIL

DATE: Regular Meeting of July 26, 2016

TO: Honorable Mayor and Members of the City Council

SUBMITTED BY: Michael G. Vigilia, City Attorney 

SUBJECT: **Partial Rejection of Claim: Gonzalo Luna Carrillo**

RECOMMENDED ACTION

It is recommended that the City Council partially reject the claim of Gonzalo Luna Carrillo that was received on June 21, 2016.

Should the City Council desire to discuss this matter, it would be scheduled for a future closed session.



STAFF REPORT TO THE CITY COUNCIL
FOR CONSIDERATION AT THE COUNCIL MEETING OF JULY 26, 2016

SUBMITTED BY: Donna Conley, City Treasurer *DC*

DATE July 6, 2016

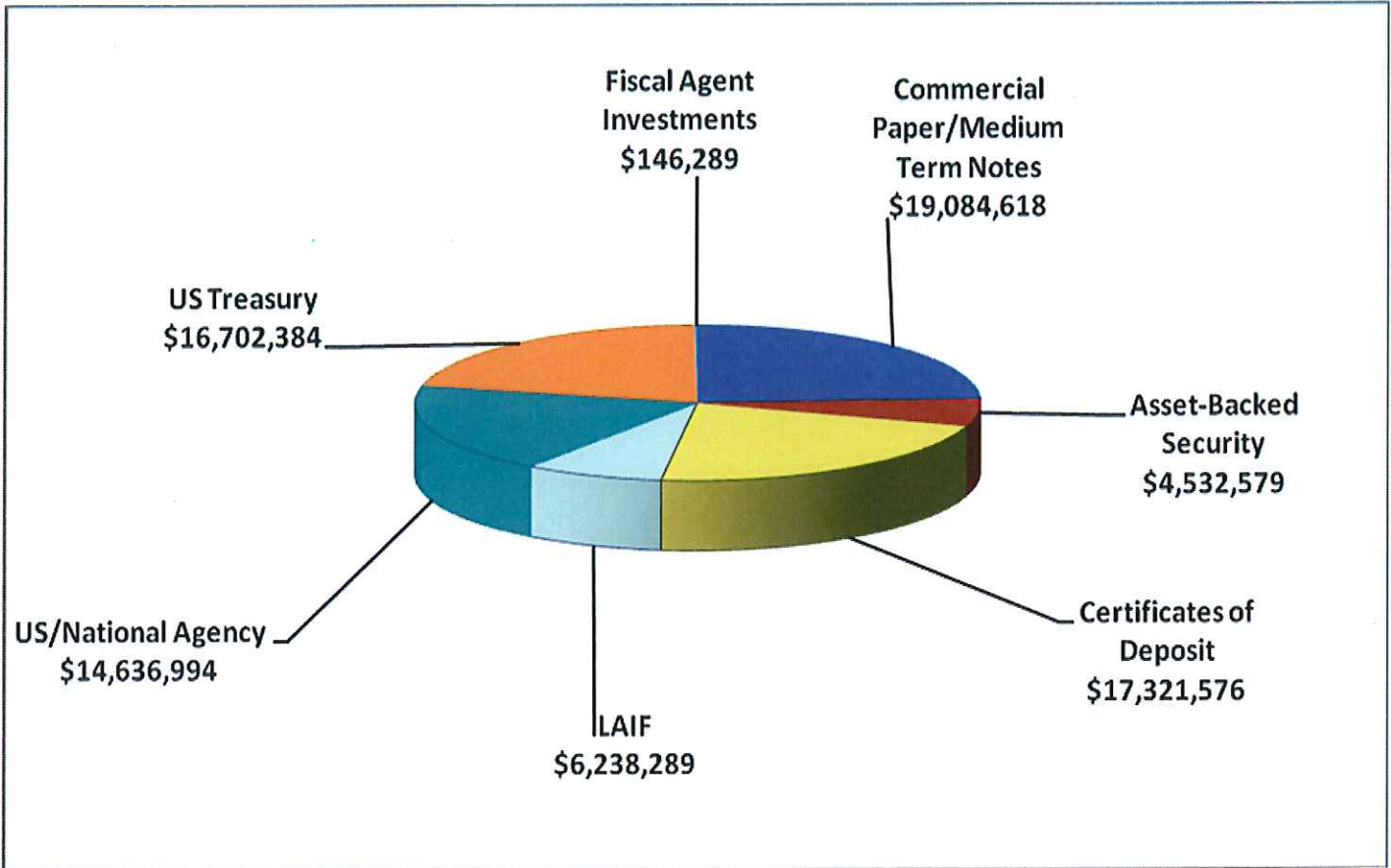
SUBJECT: Treasurer's Report – MAY 2016

RECOMMENDATION: Review and file.

E

CITY OF ANTIOCH
SUMMARY REPORT ON THE CITY'S INVESTMENTS

MAY 31, 2016



Total of City and Fiscal Agent Investments = \$78,662,729

All City investments are shown above and conform to the City Investment Policy. All investment transactions during this period are included in this report. As Treasurer of the City of Antioch and Finance Director of the City of Antioch, we hereby certify that sufficient investment liquidity and anticipated revenue are available to meet the next six (6) months' estimated expenditures.


Donna Conley
Treasurer


Dawn Merchant
Finance Director

**Summary of Fiscal Agent Balances by
Debt Issue**

	<u>Amount</u>
Antioch Public Financing Authority 2015 Bonds	200
Antioch Development Agency 2000 Tax Allocation Bonds	1
Antioch Development Agency 2009 Tax Allocation Bonds	146,088
	<u>\$146,289</u>



Managed Account Issuer Summary

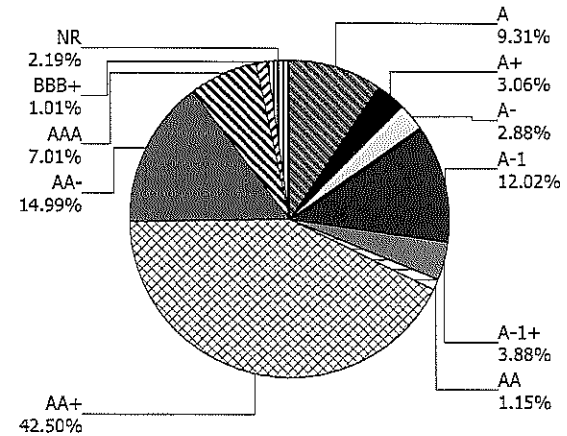
For the Month Ending **May 31, 2016**

CITY OF ANTIOCH, CA - 04380500

Issuer Summary

Issuer	Market Value of Holdings	Percent
ALLY AUTO RECEIVABLES TRUST	255,035.09	0.35
AMERICAN EXPRESS CO	1,074,055.73	1.49
AMERICAN HONDA FINANCE	753,891.75	1.04
BANK OF AMERICA CORP	701,655.50	0.97
BANK OF AMERICA CREDIT CARD TRUST	496,434.81	0.69
BANK OF MONTREAL	1,402,335.20	1.94
BANK OF NEW YORK CO INC	1,410,892.00	1.95
BANK OF NOVA SCOTIA	1,404,788.00	1.95
BERKSHIRE HATHAWAY INC	106,010.52	0.15
CA EARTHQUAKE AUTH TXBL REV BOND	376,093.50	0.52
CANADIAN IMPERIAL BANK OF COMMERCE	1,397,165.00	1.94
CATERPILLAR INC	771,514.59	1.07
CHEVRON CORP	725,134.85	1.00
CISCO SYSTEMS INC	1,217,659.73	1.69
CITIBANK CREDIT CARD ISSUANCE TRUST	525,292.22	0.73
DEERE & COMPANY	1,066,697.61	1.48
EXXON MOBIL CORP	1,404,386.20	1.95
FANNIE MAE	7,460,276.42	10.33
FEDERAL HOME LOAN BANKS	1,661,178.83	2.30
FORD CREDIT AUTO OWNER TRUST	734,188.51	1.02
FREDDIE MAC	3,405,656.70	4.72
GLAXOSMITHKLINE PLC	569,945.78	0.79
GOLDMAN SACHS GROUP INC	2,102,108.33	2.91
HONDA AUTO RECEIVABLES	751,945.81	1.04
HSBC HOLDINGS PLC	1,968,407.28	2.73
HYUNDAI AUTO RECEIVABLES	140,460.68	0.19
IBM CORP	1,752,415.00	2.43
INTER-AMERICAN DEVELOPMENT BANK	1,008,758.77	1.40
INTL BANK OF RECONSTRUCTION AND DEV	722,714.08	1.00
JP MORGAN CHASE & CO	1,001,975.00	1.39
NISSAN AUTO RECEIVABLES	855,248.08	1.18
NORDEA BANK AB	1,399,062.00	1.94

Credit Quality (S&P Ratings)





Managed Account Issuer Summary

For the Month Ending **May 31, 2016**

CITY OF ANTIOCH, CA - 04380500

Issuer	Market Value of Holdings	Percent
PEPSICO, INC	1,279,021.48	1.77
PFIZER INC	724,173.50	1.00
RABOBANK NEDERLAND	1,699,252.00	2.35
ROYAL BANK OF CANADA	1,457,134.00	2.02
SKANDINAVISKA ENSKIDA BANKEN AB	1,397,375.00	1.94
SVENSKA HANDELSBANKEN	1,399,832.00	1.94
TEXAS INSTRUMENTS INCORPORATED	886,237.08	1.23
THE WALT DISNEY CORPORATION	197,265.51	0.27
TORONTO-DOMINION BANK	1,402,478.00	1.94
TOYOTA AUTO RECEIVABLES	778,662.32	1.08
TOYOTA MOTOR CORP	1,490,576.67	2.06
UNITED STATES TREASURY	16,754,905.59	23.19
US BANCORP	1,379,526.50	1.91
WELLS FARGO & COMPANY	734,690.35	1.02
Total	\$72,204,513.57	100.00%





Managed Account Detail of Securities Held

For the Month Ending **May 31, 2016**

CITY OF ANTIOCH, CA - 04380500

Security Type/Description Dated Date/Coupon/Maturity	CUSIP	Par	S&P Rating	Moody's Rating	Trade Date	Settle Date	Original Cost	YTM at Cost	Accrued Interest	Amortized Cost	Market Value
U.S. Treasury Bond / Note											
US TREASURY NOTES DTD 12/31/2012 0.750% 12/31/2017	912828UE8	175,000.00	AA+	Aaa	05/16/16	05/16/16	174,993.16	0.75	551.68	174,993.42	174,801.73
US TREASURY NOTES DTD 04/30/2013 0.625% 04/30/2018	912828UZ1	1,000,000.00	AA+	Aaa	04/28/15	04/30/15	991,953.13	0.90	543.48	994,844.15	995,391.00
US TREASURY NOTES DTD 07/31/2013 1.375% 07/31/2018	912828VO0	1,265,000.00	AA+	Aaa	07/01/15	07/06/15	1,275,179.30	1.11	5,829.77	1,272,217.00	1,277,650.00
US TREASURY NOTES DTD 09/30/2011 1.375% 09/30/2018	912828RH5	1,500,000.00	AA+	Aaa	10/08/15	10/09/15	1,519,218.75	0.94	3,493.85	1,515,098.28	1,515,292.50
US TREASURY NOTES DTD 12/02/2013 1.250% 11/30/2018	912828A34	875,000.00	AA+	Aaa	05/02/16	05/02/16	883,134.77	0.88	29.88	882,880.64	881,289.50
US TREASURY NOTES DTD 12/02/2013 1.250% 11/30/2018	912828A34	1,375,000.00	AA+	Aaa	05/03/16	05/06/16	1,389,501.95	0.83	46.96	1,389,107.01	1,384,883.50
US TREASURY NOTES DTD 12/02/2013 1.250% 11/30/2018	912828A34	1,825,000.00	AA+	Aaa	11/05/15	11/09/15	1,828,707.03	1.18	62.33	1,828,040.65	1,838,118.10
US TREASURY NOTES DTD 12/31/2013 1.500% 12/31/2018	912828A75	3,210,000.00	AA+	Aaa	12/01/15	12/04/15	3,237,209.76	1.22	20,238.87	3,232,912.95	3,253,761.93
US TREASURY NOTES DTD 01/31/2014 1.500% 01/31/2019	912828B33	1,775,000.00	AA+	Aaa	12/28/15	12/30/15	1,781,517.58	1.38	8,923.76	1,780,647.46	1,799,198.58
US TREASURY NOTES DTD 03/31/2014 1.625% 03/31/2019	912828C65	2,860,000.00	AA+	Aaa	03/02/16	03/04/16	2,909,603.13	1.05	7,872.81	2,905,739.27	2,909,492.30
US TREASURY NOTES DTD 06/02/2014 1.500% 05/31/2019	912828WL0	715,000.00	AA+	Aaa	03/30/16	03/31/16	726,507.03	0.98	29.30	725,903.21	725,026.45
Security Type Sub-Total		16,575,000.00					16,717,525.59	1.08	47,622.69	16,702,384.04	16,754,905.59
Supra-National Agency Bond / Note											
INTL BANK OF RECON AND DEV SN NOTES DTD 04/19/2016 0.875% 07/19/2018	459058FEB	725,000.00	AAA	Aaa	04/12/16	04/19/16	723,716.75	0.95	740.10	723,781.89	722,714.08
INTER-AMERICAN DEVELOPMENT BANK DTD 04/12/2016 1.000% 05/13/2019	458182DX7	1,015,000.00	AAA	Aaa	04/05/16	04/12/16	1,011,955.00	1.10	1,381.53	1,012,088.00	1,008,758.77



Managed Account Detail of Securities Held

For the Month Ending **May 31, 2016**

CITY OF ANTIOCH, CA - 04380500

Security Type/Description Dated Date/Coupon/Maturity	CUSIP	Par	S&P Rating	Moody's Rating	Trade Date	Settle Date	Original Cost	YTM at Cost	Accrued Interest	Amortized Cost	Market Value
Supra-National Agency Bond / Note											
Security Type Sub-Total		1,740,000.00					1,735,671.75	1.04	2,121.63	1,735,869.89	1,731,472.85
Municipal Bond / Note											
CA EARTHQUAKE AUTH TXBL REV BONDS DTD 11/06/2014 1.194% 07/01/2016	13017HAC0	225,000.00	NR	A3	10/29/14	11/06/14	225,000.00	1.19	1,119.38	225,000.00	225,108.00
CA EARTHQUAKE AUTH TXBL REV BONDS DTD 11/06/2014 1.824% 07/01/2017	13017HAD8	150,000.00	NR	A3	10/29/14	11/06/14	150,000.00	1.82	1,140.00	150,000.00	150,985.50
Security Type Sub-Total		375,000.00					375,000.00	1.45	2,259.38	375,000.00	376,093.50
Federal Agency Collateralized Mortgage Obligation											
FNMA SERIES 2015-M1 ASQ2 DTD 01/15/2015 1.626% 02/01/2018	3136AMKW8	371,952.41	AA+	Aaa	01/15/15	01/30/15	375,669.14	1.26	504.00	373,748.98	374,027.01
FNMA SERIES 2015-M7 ASQ2 DTD 04/01/2015 1.550% 04/01/2018	3136ANJY4	325,000.00	AA+	Aaa	04/15/15	04/30/15	328,248.83	0.83	419.79	326,849.66	326,252.19
FNMA SERIES 2015-M3 FA DTD 02/01/2015 0.652% 06/01/2018	3136AMMC0	231,935.20	AA+	Aaa	02/12/15	02/27/15	231,874.61	0.39	126.24	231,935.20	231,400.40
FNMA SERIES 2015-M15 ASQ2 DTD 11/01/2015 1.898% 01/01/2019	3136AOSW1	295,000.00	AA+	Aaa	11/06/15	11/30/15	297,949.97	1.20	466.61	297,386.18	297,710.90
FANNIE MAE SERIES 2015-M13 ASQ2 DTD 10/01/2015 1.646% 09/01/2019	3136AODO0	640,000.00	AA+	Aaa	10/07/15	10/30/15	646,408.90	1.08	877.87	645,299.68	642,829.12
Security Type Sub-Total		1,863,887.61					1,880,151.45	1.01	2,394.51	1,875,219.70	1,872,219.62
Federal Agency Bond / Note											
FREDDIE MAC GLOBAL NOTES DTD 06/25/2012 1.000% 07/28/2017	3137EADJ5	2,175,000.00	AA+	Aaa	08/12/14	08/14/14	2,174,854.27	1.00	7,431.25	2,174,943.25	2,180,602.80
FNMA NOTE DTD 03/04/2016 0.875% 03/28/2018	3135G0J61	1,800,000.00	AA+	Aaa	03/02/16	03/04/16	1,796,400.00	0.97	2,756.25	1,796,815.78	1,798,047.00



Managed Account Detail of Securities Held

For the Month Ending **May 31, 2016**

CITY OF ANTIOCH, CA - 04380500

Security Type/Description Dated Date/Coupon/Maturity	CUSIP	Par	S&P Rating	Moody's Rating	Trade Date	Settle Date	Original Cost	YTM at Cost	Accrued Interest	Amortized Cost	Market Value
Federal Agency Bond / Note											
FEDERAL HOME LOAN BANKS AGCY DTD 05/27/2016 0.875% 06/29/2018	3130A8BD4	1,665,000.00	AA+	Aaa	05/26/16	05/27/16	1,660,987.35	0.99	161.88	1,661,008.16	1,661,178.83
FNMA BENCHMARK NOTE DTD 02/23/2016 1.000% 02/26/2019	3135G0J53	1,800,000.00	AA+	Aaa	02/19/16	02/23/16	1,795,752.00	1.08	4,750.00	1,796,130.86	1,795,267.80
FNMA BENCHMARK NOTE DTD 02/23/2016 1.000% 02/26/2019	3135G0J53	2,000,000.00	AA+	Aaa	05/26/16	05/31/16	1,996,060.00	1.07	5,277.78	1,996,063.98	1,994,742.00
FREDDIE MAC NOTES DTD 03/21/2016 1.125% 04/15/2019	3137EADZ9	1,225,000.00	AA+	Aaa	05/26/16	05/31/16	1,225,943.25	1.10	2,679.69	1,225,942.40	1,225,053.90
Security Type Sub-Total		10,665,000.00					10,649,996.87	1.03	23,056.85	10,650,904.43	10,654,892.33
Corporate Note											
JPMORGAN CHASE & CO DTD 02/18/2014 1.350% 02/15/2017	46623EJY6	1,000,000.00	A-	A3	02/12/14	02/18/14	999,500.00	1.37	3,975.00	999,880.22	1,001,975.00
JOHN DEERE CAPITAL CORP NOTES DTD 06/12/2014 1.125% 06/12/2017	24422ESN0	1,065,000.00	A	A2	06/09/14	06/12/14	1,064,499.45	1.14	5,624.53	1,064,826.14	1,066,697.61
HSBC USA INC DTD 06/23/2014 1.300% 06/23/2017	40434CAA3	565,000.00	A	A2	06/16/14	06/23/14	564,141.20	1.35	3,223.64	564,692.32	564,046.28
PEPSICO, INC DTD 07/17/2015 1.125% 07/17/2017	713448CW6	1,000,000.00	A	A1	07/14/15	07/17/15	999,680.00	1.14	4,187.50	999,818.70	1,002,842.00
CATERPILLAR FINANCIAL SE DTD 08/20/2014 1.250% 08/18/2017	14912L6D8	770,000.00	A	A2	08/13/14	08/20/14	769,615.00	1.27	2,753.82	769,842.15	771,514.59
AMERICAN EXPRESS CREDIT CORP NOTES DTD 09/23/2014 1.550% 09/22/2017	0258M0DR7	370,000.00	A-	A2	09/18/14	09/23/14	369,504.20	1.60	1,099.21	369,780.72	370,639.73
IBM CORP NOTES DTD 02/06/2015 1.125% 02/06/2018	459200HZ7	1,750,000.00	AA-	Aa3	02/03/15	02/06/15	1,744,662.50	1.23	6,289.06	1,746,986.48	1,752,415.00
EXXON MOBIL CORP NOTES DTD 03/06/2015 1.305% 03/06/2018	30231GAL6	1,400,000.00	AA+	Aaa	03/04/15	03/06/15	1,400,000.00	1.31	4,313.75	1,400,000.00	1,404,386.20
AMERICAN HONDA FINANCE CORP NOTES DTD 03/13/2015 1.500% 03/13/2018	02665WAT8	750,000.00	A+	A1	03/10/15	03/13/15	748,995.00	1.55	2,437.50	749,397.15	753,891.75





Managed Account Detail of Securities Held

For the Month Ending **May 31, 2016**

CITY OF ANTIOCH, CA - 04380500

Security Type/Description Dated Date/Coupon/Maturity	CUSIP	Par	S&P Rating	Moody's Rating	Trade Date	Settle Date	Original Cost	YTM at Cost	Accrued Interest	Amortized Cost	Market Value
Corporate Note											
PEPSICO, INC CORP NOTES DTD 04/30/2015 1.250% 04/30/2018	713448CR7	275,000.00	A	A1	04/27/15	04/30/15	274,967.00	1.25	296.01	274,978.81	276,179.48
TEXAS INSTRUMENTS CORP NOTE DTD 05/08/2013 1.000% 05/01/2018	882508AV6	890,000.00	A+	A1	04/02/15	04/08/15	885,202.90	1.18	741.67	886,980.11	886,237.08
GLAXOSMITHKLINE CAP INC NOTES DTD 05/13/2008 5.650% 05/15/2018	377372AD9	525,000.00	A+	A2	04/01/15	04/07/15	594,368.25	1.30	1,318.33	569,006.69	569,945.78
BANK OF NEW YORK MELLON CORP (CALLABLE) DTD 05/29/2015 1.600% 05/22/2018	06406HDB2	1,400,000.00	A	A1	05/22/15	05/29/15	1,399,874.00	1.60	560.00	1,399,914.74	1,410,892.00
BANK OF AMERICA BANK NOTES DTD 06/05/2015 1.750% 06/05/2018	06050TMC3	700,000.00	A	A1	10/06/15	10/09/15	701,442.00	1.67	5,988.89	701,102.02	701,655.50
CISCO SYSTEMS INC CORP NOTE DTD 06/17/2015 1.650% 06/15/2018	17275RAU6	1,205,000.00	AA-	A1	06/10/15	06/17/15	1,204,795.15	1.66	9,168.04	1,204,859.12	1,217,659.73
TOYOTA MOTOR CREDIT CORP DTD 07/13/2015 1.550% 07/13/2018	89236TCP8	725,000.00	AA-	Aa3	07/08/15	07/13/15	724,383.75	1.58	4,307.71	724,562.26	729,893.03
AMERICAN EXPRESS CRD CRP NT (CALLABLE) DTD 07/31/2015 1.800% 07/31/2018	0258M0DV8	700,000.00	A-	A2	10/05/15	10/08/15	702,709.00	1.66	4,235.00	702,082.28	703,416.00
THE WALT DISNEY CORPORATION DTD 01/08/2016 1.650% 01/08/2019	25468PDH6	195,000.00	A	A2	01/05/16	01/08/16	194,738.70	1.70	1,278.06	194,772.57	197,265.51
TOYOTA MOTOR CREDIT CORP DTD 02/19/2016 1.700% 02/19/2019	89236TCU7	755,000.00	AA-	Aa3	02/16/16	02/19/16	754,909.40	1.70	3,636.58	754,917.78	760,683.64
BERKSHIRE HATHAWAY INC NOTES DTD 03/15/2016 1.700% 03/15/2019	084664CG4	105,000.00	AA	Aa2	03/08/16	03/15/16	104,920.20	1.73	376.83	104,925.70	106,010.52
WELLS FARGO & COMPANY DTD 04/22/2014 2.125% 04/22/2019	949748FU9	725,000.00	A	A2	03/10/16	03/15/16	727,965.25	1.99	1,669.01	727,774.64	734,690.35
GOLDMAN SACHS GRP INC CORP NT (CALLABLE) DTD 04/25/2016 2.000% 04/25/2019	38141GVT8	100,000.00	BBB+	A3	04/20/16	04/25/16	99,722.00	2.10	200.00	99,731.03	100,265.20





Managed Account Detail of Securities Held

For the Month Ending **May 31, 2016**

CITY OF ANTIOCH, CA - 04380500

Security Type/Description Dated Date/Coupon/Maturity	CUSIP	Par	S&P Rating	Moody's Rating	Trade Date	Settle Date	Original Cost	YTM at Cost	Accrued Interest	Amortized Cost	Market Value
Corporate Note											
GOLDMAN SACHS GRP INC CORP NT (CALLABLE) DTD 04/25/2016 2.000% 04/25/2019	38141GVT8	625,000.00	BBB+	A3	04/21/16	04/26/16	624,600.00	2.02	1,250.00	624,612.68	626,657.50
CHEVRON CORP NOTES DTD 05/16/2016 1.561% 05/16/2019	166764BH2	725,000.00	AA-	Aa2	05/09/16	05/16/16	725,000.00	1.56	471.55	725,000.00	725,134.85
PFIZER INC CORP NOTES DTD 06/03/2016 1.450% 06/03/2019	717081DU4	725,000.00	AA	A1	05/31/16	06/03/16	724,173.50	1.49	0.00	724,173.50	724,173.50
Security Type Sub-Total		19,045,000.00					19,104,368.45	1.47	69,401.69	19,084,617.81	19,159,167.83
Certificate of Deposit											
GOLDMAN SACHS BANK USA CD DTD 08/19/2014 0.900% 08/12/2016	38147J2L5	1,375,000.00	A-1	P-1	08/14/14	08/19/14	1,375,000.00	0.90	3,492.12	1,375,000.00	1,375,185.63
CANADIAN IMPERIAL BANK NY YCD DTD 04/10/2015 1.010% 04/06/2017	13606JYY9	1,400,000.00	A-1	P-1	04/06/15	04/10/15	1,400,000.00	1.01	2,160.28	1,400,000.00	1,397,165.00
RABOBANK NEDERLAND NV CERT DEPOS DTD 04/27/2015 1.070% 04/21/2017	21684BXH2	1,700,000.00	A-1	P-1	04/22/15	04/27/15	1,700,000.00	1.07	2,021.11	1,700,000.00	1,699,252.00
BMO HARRIS BANK NA CD DTD 10/23/2015 1.000% 04/24/2017	05574BFW5	1,400,000.00	A-1	Aa3	10/22/15	10/23/15	1,400,000.00	1.01	8,633.33	1,400,000.00	1,402,335.20
NORDEA BANK FINLAND NY CD DTD 05/29/2015 1.150% 05/26/2017	65558LFA5	1,400,000.00	AA-	Aa3	05/27/15	05/29/15	1,400,000.00	1.15	268.33	1,400,000.00	1,399,062.00
TORONTO DOMINION BANK NY YCD DTD 06/19/2015 1.240% 06/16/2017	89113ESN7	1,400,000.00	AA-	Aa1	06/16/15	06/19/15	1,400,000.00	1.25	16,733.11	1,400,000.00	1,402,478.00
SVENSKA HANDELSBANKEN NY FLT CERT DEPOS DTD 11/24/2015 1.111% 08/24/2017	86958DH54	1,400,000.00	A-1+	P-1	11/20/15	11/24/15	1,400,000.00	0.84	345.74	1,400,000.00	1,399,832.00
US BANK NA CINCINNATI (CALLABLE) CD DTD 09/11/2014 1.375% 09/11/2017	90333VPF1	1,375,000.00	AA-	Aa1	09/09/14	09/11/14	1,372,786.25	1.41	4,201.39	1,374,056.74	1,379,526.50
BANK OF NOVA SCOTIA HOUSTON YCD DTD 11/09/2015 1.560% 11/06/2017	06417GAS7	1,400,000.00	A-1	P-1	11/06/15	11/09/15	1,400,000.00	1.55	1,516.67	1,400,000.00	1,404,788.00





Managed Account Detail of Securities Held

For the Month Ending **May 31, 2016**

CITY OF ANTIOCH, CA - 04380500

Security Type/Description Dated Date/Coupon/Maturity	CUSIP	Par	S&P Rating	Moody's Rating	Trade Date	Settle Date	Original Cost	YTM at Cost	Accrued Interest	Amortized Cost	Market Value
Certificate of Deposit											
SKANDINAVISKA ENSKILDA BANKEN NY CD DTD 11/17/2015 1.480% 11/16/2017	83050FBG5	1,400,000.00	A-1	P-1	11/16/15	11/17/15	1,400,000.00	1.48	11,338.44	1,400,000.00	1,397,375.00
HSBC BANK USA NA FLOATING CERT DEPOS DTD 11/18/2015 1.218% 11/17/2017	40428AR41	1,400,000.00	A-1+	P-1	11/17/15	11/18/15	1,400,000.00	0.97	710.27	1,400,000.00	1,404,361.00
ROYAL BANK OF CANADA NY CD DTD 03/11/2016 1.700% 03/09/2018	78009NZZ2	1,450,000.00	AA-	Aa3	03/11/16	03/15/16	1,450,000.00	1.69	5,477.78	1,450,000.00	1,457,134.00
Security Type Sub-Total		17,100,000.00					17,097,786.25	1.19	56,898.57	17,099,056.74	17,118,494.33
Asset-Backed Security / Collateralized Mortgage Obligation											
HONDA ABS 2015-1 A2 DTD 01/28/2015 0.700% 06/15/2017	43814KAB7	86,958.98	AAA	Aaa	01/21/15	01/28/15	86,954.44	0.70	27.05	86,957.24	86,947.37
TOYOTA ABS 2015-A A2 DTD 03/04/2015 0.710% 07/15/2017	89236WAB4	97,814.12	AAA	Aaa	02/24/15	03/04/15	97,813.19	0.71	30.87	97,813.73	97,794.84
FORD ABS 2014-C A2 DTD 11/25/2014 0.610% 08/15/2017	34530PAC6	23,039.23	AAA	NR	11/18/14	11/25/14	23,038.46	0.61	6.25	23,038.93	23,035.41
HONDA ABS 2015-2 A3 DTD 05/20/2015 1.040% 02/21/2019	43813NAC0	495,000.00	AAA	NR	05/13/15	05/20/15	494,924.02	1.05	143.00	494,948.24	494,842.74
CITIBANK ABS 2014-A2 A2 DTD 03/05/2014 1.020% 02/22/2019	17305EFN0	525,000.00	AAA	Aaa	03/17/15	03/20/15	524,282.23	1.08	1,472.63	524,466.00	525,292.22
TOYOTA ABS 2015-B A3 DTD 06/17/2015 1.270% 05/15/2019	89237CAD3	680,000.00	AAA	Aaa	06/10/15	06/17/15	679,963.21	1.27	383.82	679,973.60	680,867.48
NISSAN ABS 2015-A A3 DTD 04/14/2015 1.050% 10/15/2019	65477UAC4	515,000.00	NR	Aaa	04/07/15	04/14/15	514,891.75	1.06	240.33	514,922.29	514,632.14
FORD ABS 2015-B A3 DTD 05/26/2015 1.160% 11/15/2019	34530VAD1	350,000.00	NR	Aaa	05/19/15	05/26/15	349,967.63	1.16	180.44	349,975.61	350,104.13
HONDA ABS 2016-1 A3 DTD 02/25/2016 1.220% 12/18/2019	43814NAC9	170,000.00	AAA	NR	02/16/16	02/25/16	169,975.84	1.23	74.89	169,977.85	170,155.70
FORD ABS 2015-C A3 DTD 09/22/2015 1.410% 02/15/2020	34530YAD5	360,000.00	AAA	Aaa	09/15/15	09/22/15	359,929.94	1.42	225.60	359,942.17	361,048.97





Managed Account Detail of Securities Held

For the Month Ending **May 31, 2016**

CITY OF ANTIOCH, CA - 04380500

Security Type/Description	Dated Date/Coupon/Maturity	CUSIP	Par	S&P Rating	Moody's Rating	Trade Date	Settle Date	Original Cost	YTM at Cost	Accrued Interest	Amortized Cost	Market Value
Asset-Backed Security / Collateralized Mortgage Obligation												
NISSAN ABS 2015-B A3	DTD 07/22/2015 1.340% 03/15/2020	65475WAD0	340,000.00	NR	Aaa	07/15/15	07/22/15	339,972.97	1.34	202.49	339,978.79	340,615.94
ALLY ABS 2016-3 A3	DTD 05/31/2016 1.440% 08/15/2020	02007LAC6	255,000.00	AAA	Aaa	05/24/16	05/31/16	254,975.24	1.44	10.20	254,975.24	255,035.09
HYUNDAI ABS 2016-A A3	DTD 03/30/2016 1.560% 09/15/2020	44930UAD8	140,000.00	AAA	Aaa	03/22/16	03/30/16	139,972.84	1.57	97.07	139,973.98	140,460.68
BANK OF AMER CREDIT CARD TR 2015-A2	DTD 04/29/2015 1.360% 09/15/2020	05522RCU0	495,000.00	AAA	Aaa	10/28/15	10/29/15	495,715.43	1.30	299.20	495,635.72	496,434.81
Security Type Sub-Total			4,532,812.33					4,532,377.19	1.20	3,393.84	4,532,579.39	4,537,267.52
Managed Account Sub-Total			71,896,699.94					72,092,877.55	1.21	207,149.16	72,055,632.00	72,204,513.57
Securities Sub-Total			\$71,896,699.94					\$72,092,877.55	1.21%	\$207,149.16	\$72,055,632.00	\$72,204,513.57
Accrued Interest												\$207,149.16
Total Investments												\$72,411,662.73

Bolded items are forward settling trades.





Managed Account Security Transactions & Interest

For the Month Ending **May 31, 2016**

CITY OF ANTIOCH, CA - 04380500

Transaction Type	Trade	Settle	Security Description	CUSIP	Par	Principal Proceeds	Accrued Interest	Total	Realized G/L Cost	Realized G/L Amort Cost	Sale Method
BUY											
	05/02/16	05/02/16	US TREASURY NOTES DTD 12/02/2013 1.250% 11/30/2018	912828A34	875,000.00	(883,134.77)	(4,602.12)	(887,736.89)			
	05/03/16	05/06/16	US TREASURY NOTES DTD 12/02/2013 1.250% 11/30/2018	912828A34	1,375,000.00	(1,389,501.95)	(7,419.74)	(1,396,921.69)			
	05/09/16	05/16/16	CHEVRON CORP NOTES DTD 05/16/2016 1.561% 05/16/2019	166764BH2	725,000.00	(725,000.00)	0.00	(725,000.00)			
	05/16/16	05/16/16	US TREASURY NOTES DTD 12/31/2012 0.750% 12/31/2017	912828UE8	175,000.00	(174,993.16)	(493.99)	(175,487.15)			
	05/24/16	05/31/16	ALLY ABS 2016-3 A3 DTD 05/31/2016 1.440% 08/15/2020	02007LAC6	255,000.00	(254,975.24)	0.00	(254,975.24)			
	05/26/16	05/27/16	FEDERAL HOME LOAN BANKS AGCY DTD 05/27/2016 0.875% 06/29/2018	3130A8BD4	1,665,000.00	(1,660,987.35)	0.00	(1,660,987.35)			
	05/26/16	05/31/16	FREDDIE MAC NOTES DTD 03/21/2016 1.125% 04/15/2019	3137EADZ9	1,225,000.00	(1,225,943.25)	(2,679.69)	(1,228,622.94)			
	05/26/16	05/31/16	FNMA BENCHMARK NOTE DTD 02/23/2016 1.000% 02/26/2019	3135G0J53	2,000,000.00	(1,996,060.00)	(5,277.78)	(2,001,337.78)			
	05/31/16	06/03/16	PFIZER INC CORP NOTES DTD 06/03/2016 1.450% 06/03/2019	717081DU4	725,000.00	(724,173.50)	0.00	(724,173.50)			
Transaction Type Sub-Total					9,020,000.00	(9,034,769.22)	(20,473.32)	(9,055,242.54)			
INTEREST											
	05/01/16	05/01/16	TEXAS INSTRUMENTS CORP NOTE DTD 05/08/2013 1.000% 05/01/2018	882508AV6	890,000.00	0.00	4,450.00	4,450.00			
	05/01/16	05/25/16	FANNIE MAE SERIES 2015-M13 ASQ2 DTD 10/01/2015 1.646% 09/01/2019	3136AOD00	640,000.00	0.00	877.87	877.87			
	05/01/16	05/25/16	FNMA SERIES 2015-M15 ASQ2 DTD 11/01/2015 1.898% 01/01/2019	3136AOSW1	295,000.00	0.00	466.61	466.61			
	05/01/16	05/25/16	FNMA SERIES 2015-M1 ASQ2 DTD 01/15/2015 1.626% 02/01/2018	3136AMKW8	380,000.00	0.00	514.90	514.90			
	05/01/16	05/25/16	FNMA SERIES 2015-M7 ASQ2 DTD 04/01/2015 1.550% 04/01/2018	3136ANJY4	325,000.00	0.00	419.79	419.79			
	05/01/16	05/25/16	FNMA SERIES 2015-M3 FA DTD 02/01/2015 0.652% 06/01/2018	3136AMMCD	233,839.85	0.00	127.07	127.07			





Managed Account Security Transactions & Interest

For the Month Ending May 31, 2016

CITY OF ANTIOCH, CA - 04380500

Transaction Type	Trade	Settle	Security Description	CUSIP	Par	Principal Proceeds	Accrued Interest	Total	Realized G/L Cost	Realized G/L Amort Cost	Sale Method
INTEREST											
	05/02/16	05/02/16	ORANGE CNTY, CA TXBL REV PO BONDS DTD 01/13/2015 0.780% 05/02/2016	68428LDJ0	875,000.00	0.00	1,687.29	1,687.29			
	05/06/16	05/06/16	BANK OF NOVA SCOTIA HOUSTON YCD DTD 11/09/2015 1.560% 11/06/2017	06417GAS7	1,400,000.00	0.00	10,738.00	10,738.00			
	05/15/16	05/15/16	HYUNDAI ABS 2016-A A3 DTD 03/30/2016 1.560% 09/15/2020	44930UAD8	140,000.00	0.00	182.00	182.00			
	05/15/16	05/15/16	BANK OF AMER CREDIT CARD TR 2015-A2 DTD 04/29/2015 1.360% 09/15/2020	05522RCU0	495,000.00	0.00	561.00	561.00			
	05/15/16	05/15/16	FORD ABS 2014-C A2 DTD 11/25/2014 0.610% 08/15/2017	34530PAC6	71,832.00	0.00	36.51	36.51			
	05/15/16	05/15/16	FORD ABS 2015-B A3 DTD 05/26/2015 1.160% 11/15/2019	34530VAD1	350,000.00	0.00	338.33	338.33			
	05/15/16	05/15/16	FORD ABS 2015-C A3 DTD 09/22/2015 1.410% 02/15/2020	34530YAD5	360,000.00	0.00	423.00	423.00			
	05/15/16	05/15/16	TOYOTA ABS 2015-B A3 DTD 06/17/2015 1.270% 05/15/2019	89237CAD3	680,000.00	0.00	719.67	719.67			
	05/15/16	05/15/16	TOYOTA ABS 2015-A A2 DTD 03/04/2015 0.710% 07/15/2017	89236WAB4	121,822.79	0.00	72.08	72.08			
	05/15/16	05/15/16	UNIV OF CAL TXBL REV BONDS DTD 10/02/2013 0.907% 05/15/2016	91412GSX4	135,000.00	0.00	612.23	612.23			
	05/15/16	05/15/16	HONDA ABS 2015-1 A2 DTD 01/28/2015 0.700% 06/15/2017	43814KAB7	113,980.04	0.00	66.49	66.49			
	05/15/16	05/15/16	NISSAN ABS 2015-A A3 DTD 04/14/2015 1.050% 10/15/2019	65477UAC4	515,000.00	0.00	450.63	450.63			
	05/15/16	05/15/16	GLAXOSMITHKLINE CAP INC NOTES DTD 05/13/2008 5.650% 05/15/2018	377372AD9	525,000.00	0.00	14,831.25	14,831.25			
	05/15/16	05/15/16	NISSAN ABS 2015-B A3 DTD 07/22/2015 1.340% 03/15/2020	65475WAD0	340,000.00	0.00	379.67	379.67			
	05/17/16	05/17/16	HSBC BANK USA NA FLOATING CERT DEPOS DTD 11/18/2015 1.218% 11/17/2017	40428AR41	1,400,000.00	0.00	4,228.70	4,228.70			





Managed Account Security Transactions & Interest

For the Month Ending **May 31, 2016**

CITY OF ANTIOCH, CA - 04380500

Transaction Type	Trade	Settle	Security Description	CUSIP	Par	Principal Proceeds	Accrued Interest	Total	Realized G/L Cost	Realized G/L Amort Cost	Sale Method
INTEREST											
	05/18/16	05/18/16	HONDA ABS 2016-1 A3 DTD 02/25/2016 1.220% 12/18/2019	43814NAC9	170,000.00	0.00	172.83	172.83			
	05/21/16	05/21/16	HONDA ABS 2015-2 A3 DTD 05/20/2015 1.040% 02/21/2019	43813NAC0	495,000.00	0.00	429.00	429.00			
	05/22/16	05/22/16	BANK OF NEW YORK MELLON CORP (CALLABLE) DTD 05/29/2015 1.600% 05/22/2018	06406HDB2	1,400,000.00	0.00	11,200.00	11,200.00			
	05/24/16	05/24/16	SVENSKA HANDELSBANKEN NY FLT CERT DEPOS DTD 11/24/2015 1.111% 08/24/2017	86958DH54	1,400,000.00	0.00	3,761.10	3,761.10			
	05/26/16	05/26/16	NORDEA BANK FINLAND NY CD DTD 05/29/2015 1.150% 05/26/2017	65558LFA5	1,400,000.00	0.00	8,139.44	8,139.44			
	05/31/16	05/31/16	US TREASURY NOTES DTD 12/02/2013 1.250% 11/30/2018	912828A34	1,375,000.00	0.00	8,593.75	8,593.75			
	05/31/16	05/31/16	US TREASURY NOTES DTD 12/02/2013 1.250% 11/30/2018	912828A34	1,825,000.00	0.00	11,406.25	11,406.25			
	05/31/16	05/31/16	US TREASURY NOTES DTD 12/02/2013 1.250% 11/30/2018	912828A34	875,000.00	0.00	5,468.75	5,468.75			
	05/31/16	05/31/16	US TREASURY NOTES DTD 06/02/2014 1.500% 05/31/2019	912828WLO	1,425,000.00	0.00	10,687.50	10,687.50			
Transaction Type Sub-Total					20,651,474.68	0.00	102,041.71	102,041.71			
MATURITY											
	05/02/16	05/02/16	ORANGE CNTY, CA TXBL REV PO BONDS DTD 01/13/2015 0.780% 05/02/2016	68428LDJ0	875,000.00	875,000.00	0.00	875,000.00	0.00	0.00	
	05/15/16	05/15/16	UNIV OF CAL TXBL REV BONDS DTD 10/02/2013 0.907% 05/15/2016	91412GSX4	135,000.00	135,000.00	0.00	135,000.00	0.00	0.00	
Transaction Type Sub-Total					1,010,000.00	1,010,000.00	0.00	1,010,000.00	0.00	0.00	
PAYDOWNS											
	05/01/16	05/25/16	FNMA SERIES 2015-M3 FA DTD 02/01/2015 0.652% 06/01/2018	3136AMMCO	1,904.65	1,904.65	0.00	1,904.65	0.50	0.00	





Managed Account Security Transactions & Interest

For the Month Ending **May 31, 2016**

CITY OF ANTIOCH, CA - 04380500

Transaction Type		Security Description	CUSIP	Par	Principal Proceeds	Accrued Interest	Total	Realized G/L Cost	Realized G/L Amort Cost	Sale Method
Trade	Settle									
PAYDOWNS										
05/01/16	05/25/16	FNMA SERIES 2015-M1 ASQ2 DTD 01/15/2015 1.626% 02/01/2018	3136AMKW8	8,047.59	8,047.59	0.00	8,047.59	(80.42)	0.00	
05/15/16	05/15/16	HONDA ABS 2015-1 A2 DTD 01/28/2015 0.700% 06/15/2017	43814KAB7	27,021.06	27,021.06	0.00	27,021.06	1.41	0.00	
05/15/16	05/15/16	FORD ABS 2014-C A2 DTD 11/25/2014 0.610% 08/15/2017	34530PAC6	48,792.77	48,792.77	0.00	48,792.77	1.64	0.00	
05/15/16	05/15/16	TOYOTA ABS 2015-A A2 DTD 03/04/2015 0.710% 07/15/2017	89236WAB4	24,008.67	24,008.67	0.00	24,008.67	0.23	0.00	
Transaction Type Sub-Total				109,774.74	109,774.74	0.00	109,774.74	(76.64)	0.00	
SELL										
05/04/16	05/06/16	US TREASURY NOTES DTD 07/02/2012 0.750% 06/30/2017	912828TB6	1,395,000.00	1,397,288.67	3,650.38	1,400,939.05	3,705.46	2,904.90	SPEC LOT
05/09/16	05/16/16	US TREASURY NOTES DTD 06/02/2014 1.500% 05/31/2019	912828WL0	725,000.00	738,565.43	4,991.80	743,557.23	1,897.46	2,351.66	SPEC LOT
05/24/16	05/31/16	US TREASURY NOTES DTD 04/30/2013 0.625% 04/30/2018	912828UZ1	250,000.00	248,632.81	131.62	248,764.43	644.53	(76.41)	SPEC LOT
05/26/16	05/27/16	US TREASURY NOTES DTD 04/01/2013 0.750% 03/31/2018	912828UU2	325,000.00	324,263.67	379.61	324,643.28	1,625.00	718.13	SPEC LOT
05/26/16	05/27/16	US TREASURY NOTES DTD 04/01/2013 0.750% 03/31/2018	912828UU2	1,325,000.00	1,321,998.05	1,547.64	1,323,545.69	6,573.25	2,895.85	SPEC LOT
05/26/16	05/31/16	US TREASURY NOTES DTD 07/31/2012 0.500% 07/31/2017	912828TG5	2,210,000.00	2,203,439.07	3,673.21	2,207,112.28	431.65	(3,267.65)	SPEC LOT
05/26/16	05/31/16	US TREASURY NOTES DTD 07/31/2012 0.500% 07/31/2017	912828TG5	635,000.00	633,114.84	1,055.43	634,170.27	3,423.04	634.81	SPEC LOT
05/26/16	05/31/16	US TREASURY NOTES DTD 07/02/2012 0.750% 06/30/2017	912828TB6	380,000.00	380,059.38	1,190.11	381,249.49	445.32	217.28	SPEC LOT
05/31/16	06/03/16	US TREASURY NOTES DTD 06/02/2014 1.500% 05/31/2019	912828WL0	710,000.00	719,651.56	87.30	719,738.86	(1,775.00)	(1,155.90)	SPEC LOT
Transaction Type Sub-Total				7,955,000.00	7,967,013.48	16,707.10	7,983,720.58	16,970.71	5,222.67	
Managed Account Sub-Total					52,019.00	98,275.49	150,294.49	16,894.07	5,222.67	



Managed Account Security Transactions & Interest

For the Month Ending **May 31, 2016**

CITY OF ANTIOCH, CA - 04380500

Total Security Transactions	\$52,019.00	\$98,275.49	\$150,294.49	\$16,894.07	\$5,222.67
------------------------------------	--------------------	--------------------	---------------------	--------------------	-------------------

Bolded items are forward settling trades.





STAFF REPORT TO THE CITY COUNCIL
FOR CONSIDERATION AT THE COUNCIL MEETING OF JULY 26, 2016

SUBMITTED BY: Donna Conley, City Treasurer *DC*
DATE: July 20, 2016
SUBJECT: Treasurer's Report: JUNE 2016

:

RECOMMENDATION: Review and file.

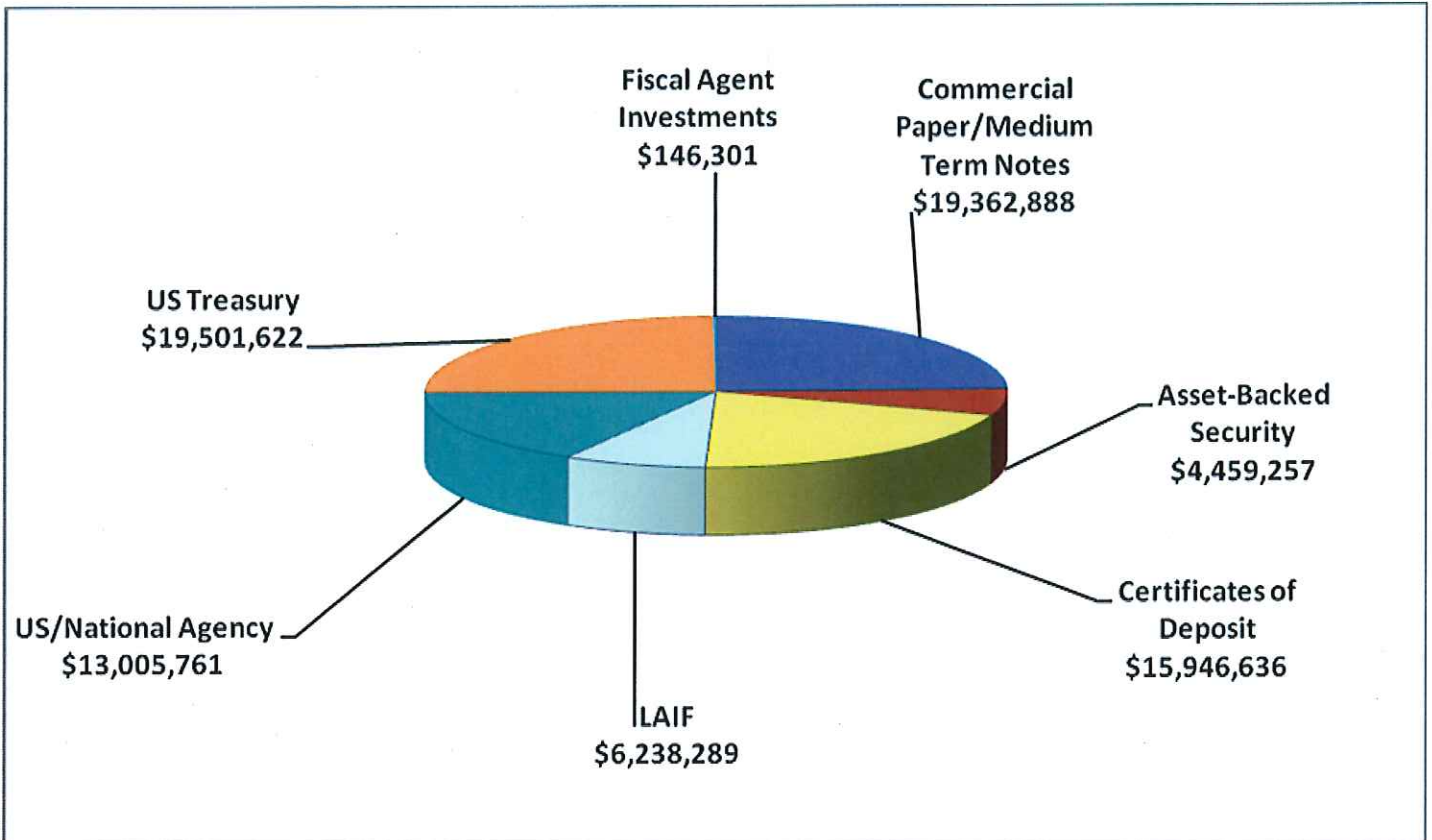
BACKGROUND: City of Antioch's portfolio as of June 2016 is in Compliance with The City's current Investment Policy. Based on the Portfolio as of the June 2016 City of Antioch is able to meet its expenditure requirements for the next six months.

F

7-26-2016

CITY OF ANTIOCH
SUMMARY REPORT ON THE CITY'S INVESTMENTS


JUNE 30, 2016



Total of City and Fiscal Agent Investments = \$78,660,754

All City investments are shown above and conform to the City Investment Policy. All investment transactions during this period are included in this report. As Treasurer of the City of Antioch and Finance Director of the City of Antioch, we hereby certify that sufficient investment liquidity and anticipated revenue are available to meet the next six (6) months' estimated expenditures.

Donna Conley
Treasurer



Dawn Merchant
Finance Director

**Summary of Fiscal Agent Balances by
Debt Issue**

	<u>Amount</u>
Antioch Public Financing Authority 2015 Bonds	210
Antioch Development Agency 2000 Tax Allocation Bonds	1
Antioch Development Agency 2009 Tax Allocation Bonds	146,090
	<u><u>\$146,301</u></u>



Managed Account Issuer Summary

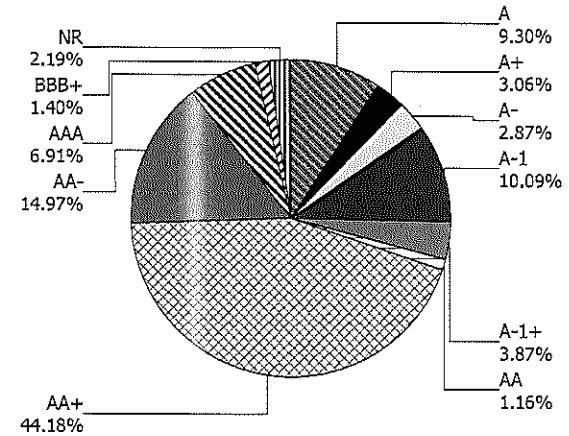
For the Month Ending June 30, 2016

CITY OF ANTIOCH, CA - 04380500

Issuer Summary

Issuer	Market Value of Holdings	Percent
ALLY AUTO RECEIVABLES TRUST	256,133.50	0.35
AMERICAN EXPRESS CO	1,077,847.19	1.49
AMERICAN HONDA FINANCE	757,344.00	1.04
BANK OF AMERICA CORP	704,668.30	0.97
BANK OF AMERICA CREDIT CARD TRUST	497,977.43	0.69
BANK OF MONTREAL	1,402,653.00	1.93
BANK OF NEW YORK CO INC	1,413,930.00	1.95
BANK OF NOVA SCOTIA	1,407,238.00	1.94
BERKSHIRE HATHAWAY INC	106,715.39	0.15
CA EARTHQUAKE AUTH TXBL REV BOND	376,198.50	0.52
CANADIAN IMPERIAL BANK OF COMMERCE	1,400,322.00	1.93
CATERPILLAR INC	772,172.17	1.07
CHEVRON CORP	733,117.83	1.01
CISCO SYSTEMS INC	1,220,667.41	1.68
CITIBANK CREDIT CARD ISSUANCE TRUST	525,546.79	0.72
CITIGROUP INC	281,927.24	0.39
DEERE & COMPANY	1,067,098.05	1.47
EXXON MOBIL CORP	1,410,925.60	1.95
FANNIE MAE	8,050,247.58	11.11
FEDERAL HOME LOAN BANKS	1,671,665.00	2.32
FORD CREDIT AUTO OWNER TRUST	712,826.04	0.98
FREDDIE MAC	1,235,408.83	1.70
GLAXOSMITHKLINE PLC	569,718.45	0.79
GOLDMAN SACHS GROUP INC	732,437.78	1.01
HONDA AUTO RECEIVABLES	726,566.85	1.00
HSBC HOLDINGS PLC	1,966,602.48	2.72
HYUNDAI AUTO RECEIVABLES	141,139.61	0.19
IBM CORP	1,757,532.00	2.43
INTER-AMERICAN DEVELOPMENT BANK	1,018,476.38	1.40
INTL BANK OF RECONSTRUCTION AND DEV	726,887.18	1.00
JP MORGAN CHASE & CO	1,002,032.00	1.38
NISSAN AUTO RECEIVABLES	857,674.40	1.18

Credit Quality (S&P Ratings)





Managed Account Issuer Summary

For the Month Ending **June 30, 2016**

CITY OF ANTIOCH, CA - 04380500

Issuer	Market Value of Holdings	Percent
NORDEA BANK AB	1,400,700.00	1.93
PEPSICO, INC	1,279,146.15	1.76
PFIZER INC	731,035.63	1.01
RABOBANK NEDERLAND	1,699,796.00	2.35
ROYAL BANK OF CANADA	1,461,302.75	2.02
SKANDINAVISKA ENSKIDA BANKEN AB	1,401,484.00	1.93
SVENSKA HANDELSBANKEN	1,400,700.00	1.93
TEXAS INSTRUMENTS INCORPORATED	892,542.73	1.23
THE WALT DISNEY CORPORATION	198,781.64	0.27
TORONTO-DOMINION BANK	1,403,794.00	1.94
TOYOTA AUTO RECEIVABLES	756,795.75	1.04
TOYOTA MOTOR CORP	1,496,619.11	2.07
UNITED STATES TREASURY	19,669,483.48	27.14
US BANCORP	1,379,603.50	1.90
WELLS FARGO & COMPANY	740,609.98	1.02
Total	\$72,494,091.70	100.00%





Managed Account Detail of Securities Held

For the Month Ending **June 30, 2016**

CITY OF ANTIOCH, CA - 04380500

Security Type/Description Dated Date/Coupon/Maturity	CUSIP	Par	S&P Rating	Moody's Rating	Trade Date	Settle Date	Original Cost	YTM at Cost	Accrued Interest	Amortized Cost	Market Value
U.S. Treasury Bond / Note											
US TREASURY NOTES DTD 04/30/2013 0.625% 04/30/2018	912828UZ1	1,000,000.00	AA+	Aaa	04/28/15	04/30/15	991,953.13	0.90	1,052.99	995,062.32	1,000,664.00
US TREASURY NOTES DTD 07/31/2013 1.375% 07/31/2018	912828V00	1,265,000.00	AA+	Aaa	07/01/15	07/06/15	1,275,179.30	1.11	7,263.32	1,271,945.74	1,284,864.30
US TREASURY NOTES DTD 09/30/2011 1.375% 09/30/2018	912828RH5	1,500,000.00	AA+	Aaa	10/08/15	10/09/15	1,519,218.75	0.94	5,184.43	1,514,572.59	1,524,784.50
US TREASURY NOTES DTD 12/02/2013 1.250% 11/30/2018	912828A34	875,000.00	AA+	Aaa	05/02/16	05/02/16	883,134.77	0.88	926.40	882,624.25	887,475.75
US TREASURY NOTES DTD 12/02/2013 1.250% 11/30/2018	912828A34	1,375,000.00	AA+	Aaa	05/03/16	05/06/16	1,389,501.95	0.83	1,455.77	1,388,647.82	1,394,604.75
US TREASURY NOTES DTD 12/02/2013 1.250% 11/30/2018	912828A34	1,825,000.00	AA+	Aaa	11/05/15	11/09/15	1,828,707.03	1.18	1,932.21	1,827,942.03	1,851,020.85
US TREASURY NOTES DTD 12/31/2013 1.500% 12/31/2018	912828A75	3,210,000.00	AA+	Aaa	12/01/15	12/04/15	3,237,209.76	1.22	130.84	3,232,193.88	3,276,206.25
US TREASURY NOTES DTD 01/31/2014 1.500% 01/31/2019	912828B33	1,775,000.00	AA+	Aaa	12/28/15	12/30/15	1,781,517.58	1.38	11,118.13	1,780,476.16	1,812,093.95
US TREASURY NOTES DTD 03/31/2014 1.625% 03/31/2019	912828C65	2,860,000.00	AA+	Aaa	03/02/16	03/04/16	2,909,603.13	1.05	11,682.24	2,904,433.05	2,931,723.08
US TREASURY NOTES DTD 04/30/2014 1.625% 04/30/2019	912828D23	3,175,000.00	AA+	Aaa	06/27/16	06/29/16	3,257,351.56	0.70	8,692.43	3,257,195.32	3,256,111.73
US TREASURY NOTES DTD 06/02/2014 1.500% 05/31/2019	912828WL0	440,000.00	AA+	Aaa	03/30/16	03/31/16	447,081.25	0.98	559.02	446,528.42	449,934.32
Security Type Sub-Total		19,300,000.00					19,520,458.21	1.03	49,997.78	19,501,621.58	19,669,483.48
Supra-National Agency Bond / Note											
INTL BANK OF RECON AND DEV SN NOTES DTD 04/19/2016 0.875% 07/19/2018	459058FE8	725,000.00	AAA	Aaa	04/12/16	04/19/16	723,716.75	0.95	1,268.75	723,828.41	726,887.18
INTER-AMERICAN DEVELOPMENT BANK DTD 04/12/2016 1.000% 05/13/2019	458182DX7	1,015,000.00	AAA	Aaa	04/05/16	04/12/16	1,011,955.00	1.10	2,227.36	1,012,169.42	1,018,476.38



Managed Account Detail of Securities Held

For the Month Ending **June 30, 2016**

CITY OF ANTIOCH, CA - 04380500

Security Type/Description Dated Date/Coupon/Maturity	CUSIP	Par	S&P Rating	Moody's Rating	Trade Date	Settle Date	Original Cost	YTM at Cost	Accrued Interest	Amortized Cost	Market Value
Supra-National Agency Bond / Note											
Security Type Sub-Total		1,740,000.00					1,735,671.75	1.04	3,496.11	1,735,997.83	1,745,363.56
Municipal Bond / Note											
CA EARTHQUAKE AUTH TXBL REV BONDS DTD 11/06/2014 1.194% 07/01/2016	13017HAC0	225,000.00	NR	A3	10/29/14	11/06/14	225,000.00	1.19	1,343.25	225,000.00	225,000.00
CA EARTHQUAKE AUTH TXBL REV BONDS DTD 11/06/2014 1.824% 07/01/2017	13017HAD8	150,000.00	NR	A3	10/29/14	11/06/14	150,000.00	1.82	1,368.00	150,000.00	151,198.50
Security Type Sub-Total		375,000.00					375,000.00	1.45	2,711.25	375,000.00	376,198.50
Federal Agency Collateralized Mortgage Obligation											
FNMA SERIES 2015-M1 ASQ2 DTD 01/15/2015 1.626% 02/01/2018	3136AMKW8	363,441.20	AA+	Aaa	01/15/15	01/30/15	367,072.88	1.26	492.46	365,079.49	366,364.87
FNMA SERIES 2015-M7 ASQ2 DTD 04/01/2015 1.550% 04/01/2018	3136ANJY4	325,000.00	AA+	Aaa	04/15/15	04/30/15	328,248.83	0.83	419.79	326,742.26	327,634.22
FNMA SERIES 2015-M3 FA DTD 02/01/2015 0.652% 06/01/2018	3136AMMC0	228,542.83	AA+	Aaa	02/12/15	02/27/15	228,483.13	0.39	124.39	228,542.83	228,057.13
FNMA SERIES 2015-M15 ASQ2 DTD 11/01/2015 1.898% 01/01/2019	3136AOSW1	295,000.00	AA+	Aaa	11/06/15	11/30/15	297,949.97	1.20	466.61	297,291.90	299,254.58
FNMA SERIES 2016-M9 ASQ2 DTD 06/01/2016 1.785% 06/01/2019	3136ASPX8	550,000.00	AA+	Aaa	06/09/16	06/30/16	555,499.73	1.05	818.13	555,494.42	557,158.97
FANNIE MAE SERIES 2015-M13 ASQ2 DTD 10/01/2015 1.646% 09/01/2019	3136AOD00	640,000.00	AA+	Aaa	10/07/15	10/30/15	646,408.90	1.08	877.87	645,140.62	646,886.21
Security Type Sub-Total		2,401,984.03					2,423,663.44	1.02	3,199.25	2,418,291.52	2,425,355.98
Federal Agency Bond / Note											
FNMA NOTE DTD 03/04/2016 0.875% 03/28/2018	3135G0J61	1,800,000.00	AA+	Aaa	03/02/16	03/04/16	1,796,400.00	0.97	4,068.75	1,796,960.02	1,806,195.60



Managed Account Detail of Securities Held

For the Month Ending June 30, 2016

CITY OF ANTIOCH, CA - 04380500

Security Type/Description Dated Date/Coupon/Maturity	CUSIP	Par	S&P Rating	Moody's Rating	Trade Date	Settle Date	Original Cost	YTM at Cost	Accrued Interest	Amortized Cost	Market Value
Federal Agency Bond / Note											
FEDERAL HOME LOAN BANKS AGCY DTD 05/27/2016 0.875% 06/29/2018	3130A8BD4	1,665,000.00	AA+	Aaa	05/26/16	05/27/16	1,660,987.35	0.99	80.94	1,661,164.51	1,671,665.00
FNMA BENCHMARK NOTE DTD 02/23/2016 1.000% 02/26/2019	3135G0J53	1,800,000.00	AA+	Aaa	02/19/16	02/23/16	1,795,752.00	1.08	6,250.00	1,796,246.98	1,808,856.00
FNMA BENCHMARK NOTE DTD 02/23/2016 1.000% 02/26/2019	3135G0J53	2,000,000.00	AA+	Aaa	05/26/16	05/31/16	1,996,060.00	1.07	6,944.44	1,996,183.12	2,009,840.00
FREDDIE MAC NOTES DTD 03/21/2016 1.125% 04/15/2019	3137EADZ9	1,225,000.00	AA+	Aaa	05/26/16	05/31/16	1,225,943.25	1.10	3,828.13	1,225,917.04	1,235,408.83
Security Type Sub-Total		8,490,000.00					8,475,142.60	1.04	21,172.26	8,476,471.67	8,531,965.43
Corporate Note											
JPMORGAN CHASE & CO DTD 02/18/2014 1.350% 02/15/2017	46623EJY6	1,000,000.00	A-	A3	02/12/14	02/18/14	999,500.00	1.37	5,100.00	999,894.30	1,002,032.00
JOHN DEERE CAPITAL CORP NOTES DTD 06/12/2014 1.125% 06/12/2017	24422ESN0	1,065,000.00	A	A2	06/09/14	06/12/14	1,064,499.45	1.14	632.34	1,064,840.13	1,067,098.05
HSBC USA INC DTD 06/23/2014 1.300% 06/23/2017	40434CAA3	565,000.00	A	A2	06/16/14	06/23/14	564,141.20	1.35	163.22	564,716.29	563,991.48
PEPSICO, INC DTD 07/17/2015 1.125% 07/17/2017	713448CW6	1,000,000.00	A	A1	07/14/15	07/17/15	999,680.00	1.14	5,125.00	999,832.00	1,002,676.00
CATERPILLAR FINANCIAL SE DTD 08/20/2014 1.250% 08/18/2017	14912L6D8	770,000.00	A	A2	08/13/14	08/20/14	769,615.00	1.27	3,555.90	769,852.91	772,172.17
AMERICAN EXPRESS CREDIT CORP NOTES DTD 09/23/2014 1.550% 09/22/2017	0258M0DR7	370,000.00	A-	A2	09/18/14	09/23/14	369,504.20	1.60	1,577.13	369,794.56	371,641.69
IBM CORP NOTES DTD 02/06/2015 1.125% 02/06/2018	459200HZ7	1,750,000.00	AA-	Aa3	02/03/15	02/06/15	1,744,662.50	1.23	7,929.69	1,747,134.29	1,757,532.00
EXXON MOBIL CORP NOTES DTD 03/06/2015 1.305% 03/06/2018	30231GAL6	1,400,000.00	AA+	Aaa	03/04/15	03/06/15	1,400,000.00	1.31	5,836.25	1,400,000.00	1,410,925.60
AMERICAN HONDA FINANCE CORP NOTES DTD 03/13/2015 1.500% 03/13/2018	02665WAT8	750,000.00	A+	A1	03/10/15	03/13/15	748,995.00	1.55	3,375.00	749,424.96	757,344.00





Managed Account Detail of Securities Held

For the Month Ending June 30, 2016

CITY OF ANTIOCH, CA - 04380500

Security Type/Description Dated Date/Coupon/Maturity	CUSIP	Par	S&P Rating	Moody's Rating	Trade Date	Settle Date	Original Cost	YTM at Cost	Accrued Interest	Amortized Cost	Market Value
Corporate Note											
PEPSICO, INC CORP NOTES DTD 04/30/2015 1.250% 04/30/2018	713448CR7	275,000.00	A	A1	04/27/15	04/30/15	274,967.00	1.25	582.47	274,979.72	276,470.15
TEXAS INSTRUMENTS CORP NOTE DTD 05/08/2013 1.000% 05/01/2018	882508AV6	890,000.00	A+	A1	04/02/15	04/08/15	885,202.90	1.18	1,483.33	887,110.21	892,542.73
GLAXOSMITHKLINE CAP INC NOTES DTD 05/13/2008 5.650% 05/15/2018	377372AD9	525,000.00	A+	A2	04/01/15	04/07/15	594,368.25	1.30	3,790.21	567,149.92	569,718.45
BANK OF NEW YORK MELLON CORP (CALLABLE) DTD 05/29/2015 1.600% 05/22/2018	06406HDB2	1,400,000.00	A	A1	05/22/15	05/29/15	1,399,874.00	1.60	2,426.67	1,399,918.30	1,413,930.00
BANK OF AMERICA BANK NOTES DTD 06/05/2015 1.750% 06/05/2018	06050TMC3	700,000.00	A	A1	10/06/15	10/09/15	701,442.00	1.67	884.72	701,056.97	704,668.30
CISCO SYSTEMS INC CORP NOTE DTD 06/17/2015 1.650% 06/15/2018	17275RAU6	1,205,000.00	AA-	A1	06/10/15	06/17/15	1,204,795.15	1.66	883.67	1,204,864.80	1,220,667.41
TOYOTA MOTOR CREDIT CORP DTD 07/13/2015 1.550% 07/13/2018	89236TCP8	725,000.00	AA-	Aa3	07/08/15	07/13/15	724,383.75	1.58	5,244.17	724,579.18	731,968.70
AMERICAN EXPRESS CRD CRP NT (CALLABLE) DTD 07/31/2015 1.800% 07/31/2018	0258M0DV8	700,000.00	A-	A2	10/05/15	10/08/15	702,709.00	1.66	5,285.00	702,000.54	706,205.50
THE WALT DISNEY CORPORATION DTD 01/08/2016 1.650% 01/08/2019	25468PDH6	195,000.00	A	A2	01/05/16	01/08/16	194,738.70	1.70	1,546.19	194,779.68	198,781.64
TOYOTA MOTOR CREDIT CORP DTD 02/19/2016 1.700% 02/19/2019	89236TCU7	755,000.00	AA-	Aa3	02/16/16	02/19/16	754,909.40	1.70	4,706.17	754,920.24	764,650.41
BERKSHIRE HATHAWAY INC NOTES DTD 03/15/2016 1.700% 03/15/2019	084664CG4	105,000.00	AA	Aa2	03/08/16	03/15/16	104,920.20	1.73	525.58	104,927.87	106,715.39
WELLS FARGO & COMPANY DTD 04/22/2014 2.125% 04/22/2019	94974BFU9	725,000.00	A	A2	03/10/16	03/15/16	727,965.25	1.99	2,952.86	727,696.72	740,609.98
GOLDMAN SACHS GRP INC CORP NT (CALLABLE) DTD 04/25/2016 2.000% 04/25/2019	38141GVT8	100,000.00	BBB+	A3	04/20/16	04/25/16	99,722.00	2.10	366.67	99,738.55	101,025.90





Managed Account Detail of Securities Held

For the Month Ending **June 30, 2016**

CITY OF ANTIOCH, CA - 04380500

Security Type/Description Dated Date/Coupon/Maturity	CUSIP	Par	S&P Rating	Moody's Rating	Trade Date	Settle Date	Original Cost	YTM at Cost	Accrued Interest	Amortized Cost	Market Value
Corporate Note											
GOLDMAN SACHS GRP INC CORP NT (CALLABLE) DTD 04/25/2016 2.000% 04/25/2019	38141GVT8	625,000.00	BBB+	A3	04/21/16	04/26/16	624,600.00	2.02	2,291.67	624,623.55	631,411.88
CHEVRON CORP NOTES DTD 05/16/2016 1.561% 05/16/2019	166764BH2	725,000.00	AA-	Aa2	05/09/16	05/16/16	725,000.00	1.56	1,414.66	725,000.00	733,117.83
PFIZER INC CORP NOTES DTD 06/03/2016 1.450% 06/03/2019	717081DU4	725,000.00	AA	A1	05/31/16	06/03/16	724,173.50	1.49	817.64	724,194.53	731,035.63
CITIGROUP INC CORP NOTES DTD 06/09/2016 2.050% 06/07/2019	172967KS9	280,000.00	BBB+	Baa1	06/02/16	06/09/16	279,854.40	2.07	350.78	279,857.28	281,927.24
Security Type Sub-Total		19,325,000.00					19,384,222.85	1.47	68,846.99	19,362,887.50	19,510,860.13
Certificate of Deposit											
CANADIAN IMPERIAL BANK NY YCD DTD 04/10/2015 1.010% 04/06/2017	13606JYY9	1,400,000.00	A-1	P-1	04/06/15	04/10/15	1,400,000.00	1.01	3,338.61	1,400,000.00	1,400,322.00
RABOBANK NEDERLAND NV CERT DEPOS DTD 04/27/2015 1.070% 04/21/2017	21684BXH2	1,700,000.00	A-1	P-1	04/22/15	04/27/15	1,700,000.00	1.07	3,536.94	1,700,000.00	1,699,796.00
BMO HARRIS BANK NA CD DTD 10/23/2015 1.000% 04/24/2017	05574BFW5	1,400,000.00	A-1	Aa3	10/22/15	10/23/15	1,400,000.00	1.01	9,800.00	1,400,000.00	1,402,653.00
NORDEA BANK FINLAND NY CD DTD 05/29/2015 1.150% 05/26/2017	65558LFA5	1,400,000.00	AA-	Aa3	05/27/15	05/29/15	1,400,000.00	1.15	1,610.00	1,400,000.00	1,400,700.00
TORONTO DOMINION BANK NY YCD DTD 06/19/2015 1.240% 06/16/2017	89113ESN7	1,400,000.00	AA-	Aa1	06/16/15	06/19/15	1,400,000.00	1.25	530.44	1,400,000.00	1,403,794.00
SVENSKA HANDELSBANKEN NY FLT CERT DEPOS DTD 11/24/2015 1.111% 08/24/2017	86958DH54	1,400,000.00	A-1+	P-1	11/20/15	11/24/15	1,400,000.00	0.84	1,642.25	1,400,000.00	1,400,700.00
US BANK NA CINCINNATI (CALLABLE) CD DTD 09/11/2014 1.375% 09/11/2017	90333VPP1	1,375,000.00	AA-	Aa1	09/09/14	09/11/14	1,372,786.25	1.41	5,776.91	1,374,117.33	1,379,603.50
BANK OF NOVA SCOTIA HOUSTON YCD DTD 11/09/2015 1.560% 11/06/2017	06417GAS7	1,400,000.00	A-1	P-1	11/06/15	11/09/15	1,400,000.00	1.55	3,336.67	1,400,000.00	1,407,238.00



Managed Account Detail of Securities Held

For the Month Ending **June 30, 2016**

CITY OF ANTIOCH, CA - 04380500

Security Type/Description Dated Date/Coupon/Maturity	CUSIP	S&P Par	Moody's Rating	Trade Date	Settle Date	Original Cost	YTM at Cost	Accrued Interest	Amortized Cost	Market Value	
Certificate of Deposit											
SKANDINAVISKA ENSKILDA BANKEN NY CD DTD 11/17/2015 1.480% 11/16/2017	83050FBG5	1,400,000.00	A-1	P-1	11/16/15	11/17/15	1,400,000.00	1.48	13,065.11	1,400,000.00	1,401,484.00
HSBC BANK USA NA FLOATING CERT DEPOS DTD 11/18/2015 1.218% 11/17/2017	40428AR41	1,400,000.00	A-1+	P-1	11/17/15	11/18/15	1,400,000.00	0.97	2,130.80	1,400,000.00	1,402,611.00
ROYAL BANK OF CANADA NY CD DTD 03/11/2016 1.700% 03/09/2018	78009NZZ2	1,450,000.00	AA-	Aa3	03/11/16	03/15/16	1,450,000.00	1.69	7,531.94	1,450,000.00	1,461,302.75
Security Type Sub-Total		15,725,000.00				15,722,786.25	1.22	52,299.67	15,724,117.33	15,760,204.25	
Asset-Backed Security / Collateralized Mortgage Obligation											
HONDA ABS 2015-1 A2 DTD 01/28/2015 0.700% 06/15/2017	43814KAB7	60,663.43	AAA	Aaa	01/21/15	01/28/15	60,660.26	0.70	18.87	60,662.32	60,656.74
TOYOTA ABS 2015-A A2 DTD 03/04/2015 0.710% 07/15/2017	89236WAB4	73,814.80	AAA	Aaa	02/24/15	03/04/15	73,814.10	0.71	23.29	73,814.53	73,804.84
HONDA ABS 2015-2 A3 DTD 05/20/2015 1.040% 02/21/2019	43813NAC0	495,000.00	AAA	NR	05/13/15	05/20/15	494,924.02	1.05	143.00	494,950.13	495,413.18
CITIBANK ABS 2014-A2 A2 DTD 03/05/2014 1.020% 02/22/2019	17305EFN0	525,000.00	AAA	Aaa	03/17/15	03/20/15	524,282.23	1.08	1,918.88	524,479.78	525,546.79
TOYOTA ABS 2015-B A3 DTD 06/17/2015 1.270% 05/15/2019	89237CAD3	680,000.00	AAA	Aaa	06/10/15	06/17/15	679,963.21	1.27	383.82	679,974.47	682,990.91
NISSAN ABS 2015-A A3 DTD 04/14/2015 1.050% 10/15/2019	65477UAC4	515,000.00	NR	Aaa	04/07/15	04/14/15	514,891.75	1.06	240.33	514,924.53	515,541.68
FORD ABS 2015-B A3 DTD 05/26/2015 1.160% 11/15/2019	34530VAD1	350,000.00	NR	Aaa	05/19/15	05/26/15	349,967.63	1.16	180.44	349,976.26	350,652.68
HONDA ABS 2016-1 A3 DTD 02/25/2016 1.220% 12/18/2019	43814NAC9	170,000.00	AAA	NR	02/16/16	02/25/16	169,975.84	1.23	74.89	169,978.48	170,496.93
FORD ABS 2015-C A3 DTD 09/22/2015 1.410% 02/15/2020	34530YAD5	360,000.00	AAA	Aaa	09/15/15	09/22/15	359,929.94	1.42	225.60	359,943.59	362,173.36
NISSAN ABS 2015-B A3 DTD 07/22/2015 1.340% 03/15/2020	65475WAD0	340,000.00	NR	Aaa	07/15/15	07/22/15	339,972.97	1.34	202.49	339,979.34	342,132.72



Managed Account Detail of Securities Held

For the Month Ending **June 30, 2016**

CITY OF ANTIOCH, CA - 04380500

Security Type/Description Dated Date/Coupon/Maturity	CUSIP	Par	S&P Rating	Moody's Rating	Trade Date	Settle Date	Original Cost	YTM at Cost	Accrued Interest	Amortized Cost	Market Value
Asset-Backed Security / Collateralized Mortgage Obligation											
ALLY ABS 2016-3 A3 DTD 05/31/2016 1.440% 08/15/2020	02007LAC6	255,000.00	AAA	Aaa	05/24/16	05/31/16	254,975.24	1.44	163.20	254,975.65	256,133.50
HYUNDAI ABS 2016-A A3 DTD 03/30/2016 1.560% 09/15/2020	44930UAD8	140,000.00	AAA	Aaa	03/22/16	03/30/16	139,972.84	1.57	97.07	139,974.54	141,139.61
BANK OF AMER CREDIT CARD TR 2015-A2 DTD 04/29/2015 1.360% 09/15/2020	05522RCU0	495,000.00	AAA	Aaa	10/28/15	10/29/15	495,715.43	1.30	299.20	495,623.69	497,977.43
Security Type Sub-Total		4,459,478.23					4,459,045.46	1.21	3,971.08	4,459,257.31	4,474,660.37
Managed Account Sub-Total		71,816,462.26					72,095,990.56	1.20	205,694.39	72,053,644.74	72,494,091.70
Securities Sub-Total		\$71,816,462.26					\$72,095,990.56	1.20%	\$205,694.39	\$72,053,644.74	\$72,494,091.70
Accrued Interest											\$205,694.39
Total Investments											\$72,699,786.09



Managed Account Security Transactions & Interest

For the Month Ending June 30, 2016

CITY OF ANTIOCH, CA - 04380500

Transaction Type	Trade	Settle	Security Description	CUSIP	Par	Principal Proceeds	Accrued Interest	Total	Realized G/L Cost	Realized G/L Amort Cost	Sale Method
BUY											
	05/31/16	06/03/16	PFIZER INC CORP NOTES DTD 06/03/2016 1.450% 06/03/2019	717081DU4	725,000.00	(724,173.50)	0.00	(724,173.50)			
	06/02/16	06/09/16	CITIGROUP INC CORP NOTES DTD 06/09/2016 2.050% 06/07/2019	172967KS9	280,000.00	(279,854.40)	0.00	(279,854.40)			
	06/09/16	06/30/16	FNMA SERIES 2016-M9 ASQ2 DTD 06/01/2016 1.785% 06/01/2019	3136ASPX8	550,000.00	(555,499.73)	(790.85)	(556,290.58)			
	06/27/16	06/29/16	US TREASURY NOTES DTD 04/30/2014 1.625% 04/30/2019	912828D23	3,175,000.00	(3,257,351.56)	(8,412.02)	(3,265,763.58)			

Transaction Type Sub-Total **4,730,000.00** **(4,816,879.19)** **(9,202.87)** **(4,826,082.06)**

INTEREST											
	06/01/16	06/25/16	FANNIE MAE SERIES 2015-M13 ASQ2 DTD 10/01/2015 1.646% 09/01/2019	3136AQDQ0	640,000.00	0.00	877.87	877.87			
	06/01/16	06/25/16	FNMA SERIES 2015-M1 ASQ2 DTD 01/15/2015 1.626% 02/01/2018	3136AMKW8	371,952.41	0.00	504.00	504.00			
	06/01/16	06/25/16	FNMA SERIES 2015-M3 FA DTD 02/01/2015 0.652% 06/01/2018	3136AMMC0	231,935.20	0.00	131.07	131.07			
	06/01/16	06/25/16	FNMA SERIES 2015-M7 ASQ2 DTD 04/01/2015 1.550% 04/01/2018	3136ANJY4	325,000.00	0.00	419.79	419.79			
	06/01/16	06/25/16	FNMA SERIES 2015-M15 ASQ2 DTD 11/01/2015 1.898% 01/01/2019	3136AOSW1	295,000.00	0.00	466.61	466.61			
	06/05/16	06/05/16	BANK OF AMERICA BANK NOTES DTD 06/05/2015 1.750% 06/05/2018	06050TMC3	700,000.00	0.00	6,125.00	6,125.00			
	06/12/16	06/12/16	JOHN DEERE CAPITAL CORP NOTES DTD 06/12/2014 1.125% 06/12/2017	24422ESN0	1,065,000.00	0.00	5,990.63	5,990.63			
	06/15/16	06/15/16	ALLY ABS 2016-3 A3 DTD 05/31/2016 1.440% 08/15/2020	02007LAC6	255,000.00	0.00	153.00	153.00			
	06/15/16	06/15/16	FORD ABS 2015-C A3 DTD 09/22/2015 1.410% 02/15/2020	34530YAD5	360,000.00	0.00	423.00	423.00			
	06/15/16	06/15/16	TOYOTA ABS 2015-B A3 DTD 06/17/2015 1.270% 05/15/2019	89237CAD3	680,000.00	0.00	719.67	719.67			
	06/15/16	06/15/16	FORD ABS 2014-C A2 DTD 11/25/2014 0.610% 08/15/2017	34530PAC6	23,039.23	0.00	11.71	11.71			





Managed Account Security Transactions & Interest

For the Month Ending **June 30, 2016**

CITY OF ANTIOCH, CA - 04380500

Transaction Type	Trade	Settle	Security Description	CUSIP	Par	Principal Proceeds	Accrued Interest	Total	Realized G/L Cost	Realized G/L Amort Cost	Sale Method
INTEREST											
	06/15/16	06/15/16	NISSAN ABS 2015-B A3 DTD 07/22/2015 1.340% 03/15/2020	65475WAD0	340,000.00	0.00	379.67	379.67			
	06/15/16	06/15/16	TOYOTA ABS 2015-A A2 DTD 03/04/2015 0.710% 07/15/2017	89236WAB4	97,814.12	0.00	57.87	57.87			
	06/15/16	06/15/16	HYUNDAI ABS 2016-A A3 DTD 03/30/2016 1.560% 09/15/2020	44930UAD8	140,000.00	0.00	182.00	182.00			
	06/15/16	06/15/16	NISSAN ABS 2015-A A3 DTD 04/14/2015 1.050% 10/15/2019	65477UAC4	515,000.00	0.00	450.63	450.63			
	06/15/16	06/15/16	FORD ABS 2015-B A3 DTD 05/26/2015 1.160% 11/15/2019	34530VAD1	350,000.00	0.00	338.33	338.33			
	06/15/16	06/15/16	BANK OF AMER CREDIT CARD TR 2015-A2 DTD 04/29/2015 1.360% 09/15/2020	05522RCU0	495,000.00	0.00	561.00	561.00			
	06/15/16	06/15/16	CISCO SYSTEMS INC CORP NOTE DTD 06/17/2015 1.650% 06/15/2018	17275RAU6	1,205,000.00	0.00	9,941.25	9,941.25			
	06/15/16	06/15/16	HONDA ABS 2015-1 A2 DTD 01/28/2015 0.700% 06/15/2017	43814KAB7	86,958.98	0.00	50.73	50.73			
	06/18/16	06/18/16	HONDA ABS 2016-1 A3 DTD 02/25/2016 1.220% 12/18/2019	43814NAC9	170,000.00	0.00	172.83	172.83			
	06/20/16	06/20/16	TORONTO DOMINION BANK NY YCD DTD 06/19/2015 1.240% 06/16/2017	89113ESN7	1,400,000.00	0.00	17,649.33	17,649.33			
	06/21/16	06/21/16	HONDA ABS 2015-2 A3 DTD 05/20/2015 1.040% 02/21/2019	43813NAC0	495,000.00	0.00	429.00	429.00			
	06/23/16	06/23/16	HSBC USA INC DTD 06/23/2014 1.300% 06/23/2017	40434CAA3	565,000.00	0.00	3,672.50	3,672.50			
	06/29/16	06/29/16	FEDERAL HOME LOAN BANKS AGCY DTD 05/27/2016 0.875% 06/29/2018	3130A8BD4	1,665,000.00	0.00	1,295.00	1,295.00			
	06/30/16	06/30/16	US TREASURY NOTES DTD 12/31/2013 1.500% 12/31/2018	912828A75	3,210,000.00	0.00	24,075.00	24,075.00			
	06/30/16	06/30/16	US TREASURY NOTES DTD 12/31/2012 0.750% 12/31/2017	912828UE8	175,000.00	0.00	656.25	656.25			
Transaction Type Sub-Total					15,856,699.94	0.00	75,733.74	75,733.74			

PAYDOWNS



Managed Account Security Transactions & Interest

For the Month Ending **June 30, 2016**

CITY OF ANTIOCH, CA - 04380500

Transaction Type		Security Description	CUSIP	Par	Principal Proceeds	Accrued Interest	Total	Realized G/L Cost	Realized G/L Amort Cost	Sale Method
Trade	Settle									
PAYDOWNS										
06/01/16	06/25/16	FNMA SERIES 2015-M1 ASQ2 DTD 01/15/2015 1.626% 02/01/2018	3136AMKW8	8,511.21	8,511.21	0.00	8,511.21	(85.05)	0.00	
06/01/16	06/25/16	FNMA SERIES 2015-M3 FA DTD 02/01/2015 0.652% 06/01/2018	3136AMMC0	3,392.37	3,392.37	0.00	3,392.37	0.89	0.00	
06/15/16	06/15/16	HONDA ABS 2015-1 A2 DTD 01/28/2015 0.700% 06/15/2017	43814KAB7	26,295.55	26,295.55	0.00	26,295.55	1.37	0.00	
06/15/16	06/15/16	FORD ABS 2014-C A2 DTD 11/25/2014 0.610% 08/15/2017	34530PAC6	23,039.23	23,039.23	0.00	23,039.23	0.77	0.00	
06/15/16	06/15/16	TOYOTA ABS 2015-A A2 DTD 03/04/2015 0.710% 07/15/2017	89236WAB4	23,999.32	23,999.32	0.00	23,999.32	0.23	0.00	
Transaction Type Sub-Total				85,237.68	85,237.68	0.00	85,237.68	(81.79)	0.00	
SELL										
05/31/16	06/03/16	US TREASURY NOTES DTD 06/02/2014 1.500% 05/31/2019	912828WL0	710,000.00	719,651.56	87.30	719,738.86	(1,775.00)	(1,155.90)	SPEC LOT
06/02/16	06/09/16	US TREASURY NOTES DTD 06/02/2014 1.500% 05/31/2019	912828WL0	275,000.00	278,716.80	101.43	278,818.23	(708.98)	(446.54)	SPEC LOT
06/24/16	06/30/16	US TREASURY NOTES DTD 12/31/2012 0.750% 12/31/2017	912828UE8	175,000.00	175,341.80	0.00	175,341.80	348.64	347.91	SPEC LOT
06/24/16	06/30/16	FREDDIE MAC GLOBAL NOTES DTD 06/25/2012 1.000% 07/28/2017	3137EADJ5	350,000.00	351,477.00	1,477.78	352,954.78	1,500.45	1,485.50	SPEC LOT
06/27/16	06/29/16	FREDDIE MAC GLOBAL NOTES DTD 06/25/2012 1.000% 07/28/2017	3137EADJ5	1,825,000.00	1,832,519.00	7,654.86	1,840,173.86	7,641.28	7,563.44	SPEC LOT
06/27/16	06/29/16	GOLDMAN SACHS BANK USA CD DTD 08/19/2014 0.900% 08/12/2016	38147J2L5	1,375,000.00	1,374,312.50	4,441.44	1,378,753.94	(687.50)	(687.50)	SPEC LOT
Transaction Type Sub-Total				4,710,000.00	4,732,018.66	13,762.81	4,745,781.47	6,318.89	7,106.91	
Managed Account Sub-Total					377.15	80,293.68	80,670.83	6,237.10	7,106.91	
Total Security Transactions					\$377.15	\$80,293.68	\$80,670.83	\$6,237.10	\$7,106.91	





STAFF REPORT TO THE CITY COUNCIL

DATE: Regular Meeting of July 26, 2016

TO: Honorable Mayor and Members of the City Council

SUBMITTED BY: Allan Cantando, Chief of Police *AC*

APPROVED BY: Steven Duran, City Manager *SD*

SUBJECT: Authorize Response to Grand Jury Report "Caring for the Victims"
(Report 1605)

RECOMMENDED ACTION

It is recommended that the City Council adopt the resolution authorizing the Mayor to sign the attached response to the Grand Jury report: "Caring for the Victims."

STRATEGIC PURPOSE

This action supports **Strategy L-5:** Effectively and efficiently manage City Council agenda preparation, noticing and records; **Short Term Objective:** Ensure that all documents related to Council actions are executed, and distributed as necessary.

FISCAL IMPACT

Responding to the Grand Jury reports took staff time. Fiscal impacts of implementing recommendations in the report are not yet identified.

DISCUSSION

Early in California's history, the California Constitution established grand juries in each county. The California Penal Code includes provisions on the formation of grand juries and the powers and duties of grand juries. With respect to public agencies, grand juries are authorized to "investigate and report upon the operations, accounts, and records of the officers, departments, functions, and the method or systems of performing the duties of any such city or joint powers agency and make such recommendations as it may deem proper and fit." (Cal. Penal Code § 925a) Within 90 days after the grand jury submits a report regarding the operations of any public agency, the "governing body of the public agency shall comment to the presiding judge of the superior court on the findings and recommendations pertaining to matters under the control of the governing body" (Cal. Penal Code § 933(c)).

In May, Antioch and other public agencies in the County received the attached Grand Jury report: "Caring for the Victims" (Exhibit 1). This report was not just addressed to Antioch, but was county-wide.

Accordingly, the attached draft response (Exhibit 2) is presented for the City Council's consideration to transmit to the presiding judge.

OPTIONS

No options are presented as state law requires the City Council to respond to the Grand Jury reports. The City Council may propose alternative language to those responses.

ATTACHMENTS

- A. Resolution
- B. Draft Letter Response to the Grand Jury Report (“Exhibit 1” to Resolution)
- C. Grand Jury Report

RESOLUTION NO. 2016/**

**RESOLUTION OF THE CITY COUNCIL OF THE CITY OF ANTIOCH
AUTHORIZING THE MAYOR TO FORWARD A RESPONSE TO GRAND JURY
REPORT NO. 1605 - "CARING FOR THE VICTIMS"**

WHEREAS, the City received Grand Jury Report No. 1605, "Caring for the Victims" dated May 10, 2016; and,

WHEREAS, a written response to the Grand Jury Report is required under California Penal Code; and,

WHEREAS, a written response to the Grand Jury Report has been drafted and reviewed by the City Council.

NOW THEREFORE BE IT RESOLVED, that the City Council of the City of Antioch hereby authorizes the Mayor to sign the written response to Grand Jury Report No. 1605 - "Caring for the Victims" which is attached to this Resolution as "Exhibit 1".

* * * * *

I HEREBY CERTIFY that the foregoing resolution was passed and adopted by the City Council of the City of Antioch at a regular meeting thereof, held on the 26th day of July 2016, by the following vote:

AYES:

ABSENT:

NOES:

ABSTAIN:

**ARNE SIMONSEN
CITY CLERK OF THE CITY OF ANTIOCH**

“Exhibit 1”

DRAFT

July 26, 2016

The Honorable John Laettner
Presiding Judge of the Contra Costa Superior Court
A.F. Bray Court House, Department 25
1020 Ward Street
Martinez, CA 94553

Re: **Contra Costa County Grand Jury Report: "Caring for the Victims" (Report 1605)**

Dear Judge Laettner:

On behalf of the Antioch City Council, this letter responds to Contra Costa County Grand Jury Report: "Caring for the Victims." The City Council authorized this response at its meeting on July 26, 2016.

We appreciate the time and effort that you and the Grand Jury spent considering these matters. We trust that the Grand Jury also appreciates the City time spent reviewing and responding to Grand Jury reports, particularly given Antioch's reduced staffing. Pursuant to California Penal Code § 933.05, the City will respond to the applicable findings and recommendations.

Findings

Finding # 6: "Many social workers in CFS, law enforcement, officers in Juvenile Hall and victim advocates in the DA's Office are not implementing the CSEC Protocol because they have not seen it."

The City agrees with this finding.

Finding # 7: "CFS, the leader of the Oversight Committee, has not followed up with its interagency partners that have signed off on the Protocol, but have not submitted their own CSEC department plan/protocols to the Oversight Committee."

The City agrees with this finding.

Finding # 9: "Suspected CSEC victims are being arrested and booked into Juvenile Hall for their own safety pursuant to various statutes under the Welfare and Institutions Code, relating to infractions and crimes committed by youth, while the County assesses the appropriate health and social services to provide."

The City partially disagrees with this finding.

It is not the practice of the Antioch Police Department to arrest and book juveniles for infractions or any other crimes in order to provide the County with an opportunity to provide them services. In fact, Juvenile Hall is often reluctant to accept the custody of any juvenile offenders except those that have been arrested for violent felony crimes or who have "Open-Booking" warrants.

Finding # 11: "No single database covering all CSEC-related arrests, referral and pending cases exists in the County."

The City agrees with this finding.

Finding # 12: "Due to a lack of a single database in the County covering all CSEC-related arrests, referral and pending cases, the County does not know the number of victims of CSEC and where they are located."

The City agrees with this finding.

Finding # 13: "County personnel and law enforcement dealing with victims of CSEC are well-meaning, compassionate and dedicated people trying to make the best of a very difficult situation."

The City agrees with this finding.

Finding # 14: "Most County personnel and law enforcement dealing with the victims of CSEC lack in-depth CSEC training, necessary facilities for temporarily accommodating the victims and a clear-cut plan of action, which lays out how to rescue, protect, and serve the victims of CSEC in a manner that is caring and trauma-informed."

The City agrees with this finding.

Recommendations

Recommendation # 2: "The Board of Supervisors, City Councils and Sheriff's Department should consider recommending that all CSEC interagency partners, as listed in the CSEC Protocol, in Contra Costa County adopt their own CSEC Protocols and submit them to CFS for approval."

This recommendation will not be implemented because it is not warranted:

The City believes that interagency partners should not adopt their own CSEC Protocols; but rather, CFS should work with all partnering agencies to develop and implement a uniform CSEC protocol that would be consistent across the county.

Recommendations

Recommendation # 9: "The Board of Supervisors, City Councils and Sheriff's Department should consider recommending that all first responders (usually law enforcement) refer suspected victims of CSEC to specialized and dedicated CSEC personnel, to be established within CFS."

This recommendation will not be implemented because it is not warranted:

Such a determination would only be appropriate if it was agreed to and established as part of the (aforementioned) Countywide CSEC Protocol. Once such a program has been developed and implemented, the City will refer suspected victims appropriately per its guidelines.

Recommendations

Recommendation # 11: "City Councils and Sheriff's Department should direct law enforcement to avail themselves of CSEC training programs formulated by CFS."

The recommendation has not yet been implemented but will be implemented at such time a Countywide CSEC Protocol has been developed and adopted.

We trust the Grand Jury will find these responses helpful to its endeavor.

Sincerely yours,

Wade Harper
Mayor, City of Antioch

Michael Simmons, Contra Costa County Grand Jury Foreperson, 725 Court Street, Martinez, CA 94553
Steve Duran, City Manager
Michael Vigilia, City Attorney

**A REPORT BY
THE 2015-2016 CONTRA COSTA COUNTY GRAND JURY
725 Court Street
Martinez, California 94553**

Report 1605

Caring for the Victims

Commercial Sexual Exploitation of Children in Contra Costa County

APPROVED BY THE GRAND JURY:

Date: May 10, 2016

Michael Simmons
MICHAEL SIMMONS
GRAND JURY FOREPERSON

ACCEPTED FOR FILING:

Date: May 6, 2016

John T. Laettner
JOHN T. LAETTNER
JUDGE OF THE SUPERIOR COURT

Contact: Michael Simmons
Foreperson
925-957-5638

Contra Costa County Grand Jury Report 1605

Caring for the Victims

Commercial Sexual Exploitation of Children in Contra Costa County

**TO: Contra Costa County Board of Supervisors
Contra Costa County Sheriff
The City Councils for the following cities: Antioch, Brentwood,
Clayton, Concord, Danville, El Cerrito, Hercules, Lafayette,
Martinez, Moraga, Oakley, Orinda, Pinole, Pittsburg, Pleasant
Hill, Richmond, San Ramon, San Pablo, Walnut Creek**

SUMMARY

Human trafficking is a nationwide problem. In Contra Costa County, law enforcement and other agencies identified at least 108 victims of human trafficking from June 2014 through June 2015; of those cases, thirty-nine involved minors exploited for sex.

The County organized its official response to the problem of human trafficking by organizing a "Coalition of Zero Tolerance for Human Trafficking Summit" in January 2015. The Coalition set up a broad framework for understanding and dealing with human trafficking, which began with training two hundred employees of the Employment & Human Services Department (EHSD) and its interagency partners (County agencies and non-government organizations). EHSD assigned the more difficult problem of caring for commercial sexual exploitation of children (CSEC) to Children and Family Services (CFS), a bureau of EHSD.

CFS started work on a protocol to establish a comprehensive system of care for victims of CSEC, a system that did not previously exist in the County (the "CSEC Protocol"). By October 2015, the CSEC Protocol was complete and submitted to the California State Department of Social Services. However, by March 2016, more than a year after the Coalition Summit, the CSEC Protocol was yet to be fully communicated throughout the County, much less implemented. Many of the interagency partners who are to assist in implementing the Protocol (particularly the police departments of the cities, victim advocates in the District Attorney's (DA) Office and Juvenile Hall) were unaware of their

part in the Protocol and the role of the other agencies.

Until the Protocol is fully implemented, Contra Costa County still does not have a comprehensive system of care for victims of CSEC.

METHODOLOGY

In its 7-month investigation, the Grand Jury:

- Reviewed the pertinent legal statutes on human trafficking and CSEC, both California and Federal,
- Researched State and County documents and reports on the issue,
- Joined meetings of the Coalition for Zero Tolerance for Human Trafficking and the CSEC Steering Committee,
- Visited Juvenile Hall, the Family Justice Center and Calli House for discussions,
- Interviewed representatives and social workers at the Employment & Human Services (EHS) Department, including the Children & Family Services (CFS) bureau,
- Interviewed Probation Department personnel,
- Interviewed police officers from several cities, who worked directly on sex crimes, drugs, domestic violence and human trafficking,
- Interviewed personnel from non-governmental organizations (NGOs) dealing with sexual violence and CSEC victims,
- Interviewed victim advocates from various agencies.

BACKGROUND

Human trafficking exists in Contra Costa County as it does throughout the United States. It is today's version of slavery. Its victims are exploited due to their lack of resources and sophistication, and treated as commodities rather than as human beings.

Human trafficking exists in four forms:

- Labor trafficking,
- Adult sex trafficking,
- Commercial sexual exploitation of children (CSEC),
- Domestic servitude.

The citizens of Contra Costa County are living with this form of slavery hidden in their midst.

In 2012, California Attorney General Kamala Harris released her report - "The State of Human Trafficking in California" (the AG Report). In the AG Report, Ms. Harris states that human trafficking as a criminal business enterprise (\$32 billion globally) is second only to the drug trade in annual revenues. The AG Report's most important recommendation is that government agencies and the community should take a victim-centered approach in dealing with this crime.

Perhaps the most appalling category of human trafficking is the sexual exploitation of children. Children sexually exploited for commercial reasons cannot legally consent to sex and, therefore, are not willing prostitutes. Victims of CSEC are initiated into sexual slavery between 12 to 14 years old on average. The majority of these children are American citizens according to the County Coalition's Human Trafficking summit report. Typically, they are victims of physical abuse, sexual assault, and psychological and emotional manipulation by adults, i.e., the pimps and the johns. The trauma, stemming from months or years of sexual abuse and emotional manipulation is complex and extensive. For this reason, the County Coalition against Human Trafficking suggests County personnel (law enforcement and social workers) who interact with the CSEC children should be trauma-informed, i.e., properly trained and aware of the complex trauma that the children have undergone.

This Grand Jury report concentrates on the County's efforts to identify, rescue and care for these children and to restore to them a life that is safe, secure and productive.

DISCUSSION

Prior to the AG Report and the first County summit meeting in January 2015, the County had no formal plan or protocol to address CSEC.

County agencies began to develop that protocol by focusing on the applicable law. Section 236.1 of the California Penal Code addresses human trafficking (including CSEC). With respect to CSEC victims, it provides:

- *“Any person who causes, induces, or persuades a person who is a minor to engage in a commercial sex act is guilty of human trafficking.”*
- *“Consent by a victim of human trafficking who is a minor at the time of commission of the offense is not a defense to a criminal prosecution under this section.”*

The following two provisions on CSEC are set forth in the Welfare and Institutions Code:

- Section 300. *“... a child who is sexually trafficked as described in 236.1 of the Penal Code or who receives food and shelter in exchange for, or who is paid to perform sexual acts described in Section 236.1 or 11165.1 of the Penal Code, and whose parent or guardian failed to, or was unable to, protect the child... is within the jurisdiction of the juvenile court which may adjudge that person to be a **dependent child of the court** These children shall be known as commercially sexually exploited children.”* (Emphasis added.)
- Section 300.2 *“... the purpose of the provisions of this chapter relating to dependent children is to provide maximum safety and protection for children who are currently being physically, sexually, or emotionally abused, being neglected, or being exploited, and to ensure the safety, protection, and physical and emotional well-being of [such] children.”*

In January 2015, three years after the AG Report, the Contra Costa County District Attorney called for a summit on human trafficking. Chaired by a senior manager from EHSD, a multi-disciplinary coalition was formed called the Coalition for Zero Tolerance for Human Trafficking.

In June 2015, the Coalition Chair issued a memo to the Board of Supervisors stating that a comprehensive system of care for victims of CSEC does not exist in Contra Costa County. The memo also said that the best practice for care of victims of CSEC might be the Family Justice Centers in Richmond and Concord. These are multiservice centers – “one-stop-shops” – for victims of domestic violence.

Under state law, EHSD is designated as the lead agency for setting up a system of care for the victims of human trafficking in Contra Costa County. In March 2015, the Coalition tasked CFS, a division of EHSD, with organizing a CSEC Steering Committee.

The Committee was to prepare an interagency protocol (the "CSEC Protocol") for the care of victims of CSEC in Contra Costa County.

In developing a protocol, the Committee acted in accordance with Welfare and Institutions (WIC) Code sections 16524.6– 16524.11, These WIC sections provide, in part:

- 16524.6 *"...in order to adequately serve children who have been sexually exploited, it is necessary that counties develop and utilize a multidisciplinary approach to case management, service planning and provision of services."*
- 16524.6 *"... that counties develop and utilize interagency protocols to ensure services are provided as needed to this population."*
- 16524.7. (a) (1) *"There is hereby established the Commercially Sexually Exploited Children Program. This program shall be administered by the State Department of Social Services."*
- 16524.7. (a) (2) *"The department, in consultation with the County Welfare Directors of California, shall develop an allocation methodology to distribute funding for the program. Funds allocated shall be utilized to cover expenditures related to the costs of implementing the program, prevention and intervention services, and training related to children who are victims of commercial sexual exploitation."*
- 16524.7. (a) (4) *"Funds provided to the counties electing to participate in the program shall be used for prevention activities, intervention activities and services to children who are victims, or at risk of becoming victims, of commercial sexual exploitation."*
- 16524.7. (a) (4) (D) [A key mandate to the funding allocation is] *"hiring county staff trained and specialized to work with children who are victims of commercial sexual exploitation to support victims and their caregivers, and to provide case management interagency and cross-departmental response."* (Emphasis added.)

In October 2015, the CSEC Steering Committee was renamed CSEC Protocol Oversight Committee. The Committee submitted the "Interagency Protocol for Serving Commercially Sexually Exploited Children in Contra Costa County" (the "CSEC Protocol") to the State Department of Social Services. This move allowed the County to participate in California's CSEC Program, thereby qualifying for funds to support victims of CSEC.

The State Department of Social Services initially released \$25,000 to the County for CSEC planning. In early 2016, the State then released \$277,628 as a Tier II grant for training and actual services for victims of CSEC. The State also earmarked \$82,107 as "Augmentation for Federal CSEC activities."

The CSEC Protocol sets up the framework for collaboration and coordination among County agencies, cities and NGOs providing rescue, protection and care for victims of CSEC.

The Protocol states, in part:

- *“This Protocol has been created and adopted by the CSEC Protocol Oversight Committee.”*
- *“Contra Costa County Children & Family Services (CFS) will be responsible for providing leadership and staff support for the CSEC Protocol Oversight Committee.”*
- *“[The Committee, led by CFS,] will implement and oversee the Interagency Protocol.”*
- *“Additionally, the [interagency] partners will create protocols (within their own agencies or NGOs) to aid in the identification, assessment and delivery of services to CSEC youth in the community.”*
- *Mental Health, under County Health Department should “perform assessment of a CSEC victim’s mental health and recommend services.”*

The Protocol also contains a flow chart that shows the coordinated response for a victim of CSEC from the community, law enforcement and CFS. At all of the major decision points, referrals to CFS and hotline calls to CFS are the key initial action points. In essence, CFS is the proposed hub and navigator for care of victims of CSEC.

To date, over 200 CFS personnel have received basic training, a starting point for training staff to care for victims of CSEC. Additional training is necessary for the specialization of certain personnel to act as the “navigators” for the victims of CSEC within Child Welfare. This carries out the mandate of Section 16524.7 of the Welfare & Institutions Code, which requires *“hiring county staff trained and specialized to work with children who are victims of commercial sexual exploitation.”* (Emphasis added.)

Because Contra Costa County lacks foster parents with specialized training to handle victims of CSEC, social workers often must place these children in foster homes outside of the County. Although a concern and a cause of additional expense to the County, the benefit may be that it puts more distance between the victim of CSEC and his or her exploiters.

Training for law enforcement personnel (police officers and deputy sheriffs) in interviewing victims of CSEC needs to be more victim-centered and trauma-informed. Many officers do not have even basic CSEC training, only a short briefing on the

subject. This lack of training may contribute to the unwillingness of a majority of suspected victims of CSEC to name their pimp exploiters or to accept needed social services and mental health appraisal/therapy. These youths are usually distrustful of police. Estimates of cooperation by victims of CSEC are uniformly low. Such estimates run from a high of 2 out of 10, to 2 out of 100, with one estimate of "zero cooperation." The non-cooperation behavior may also be due to the coercion and manipulation practiced by the children's exploiters.

Perhaps indicative of the lack of CSEC training for law enforcement first responders, the DA's Office has prosecuted fewer cases of CSEC pimps in 2015 than it has in previous years.

The current typical referral practice among law enforcement personnel (city police, the DA's Office and Juvenile Hall) who encounter CSEC youth is to call in Community Violence Solutions (CVS), a non-government organization (NGO) specializing in domestic violence, sexual assault and trafficking victims. Although well regarded in its area of expertise, CVS has limited resources. Whether future referrals to CVS will continue remains unknown, since the new Protocol proposes that the hub of care for victims of CSEC should be CFS, not CVS.

Law enforcement also calls in the victim advocates from the DA's Office. These advocates navigate victim assistance for the law enforcement community. Victim advocates respond first by keeping the victims of CSEC safe, usually within Juvenile Hall, and providing them with therapy, using non-Health Department therapists, who are paid for by victim compensation funds.

As a pragmatic measure, law enforcement sometimes books suspected victims of CSEC into Juvenile Hall under various statutes in the Welfare and Institutions Code dealing with crimes committed by youth. Such bookings allow authorities to keep victims of CSEC under protective custody, away from their exploiters. It also provides Probation and CVS time to assess the situation and to give these youth access to therapy and social services. However, Juvenile Hall rarely consults CFS social workers in these situations. Due to this lack of consultation with CFS, a non-criminal hold order for the child is seldom requested. Placing the child in Juvenile Hall on a criminal charge runs the risk of exposing the child to criminal behavior. Once in Juvenile Hall, most victims of CSEC are uncooperative and ultimately released back to their next of kin where they will likely walk back to their exploiters. Return of these children to an unsafe situation conflicts with the mandate of Section 300 of the Welfare & Institutions Code, which is *"to provide maximum safety and protection to children who are currently being physically, sexually, or emotionally abused."*

Calli House, part of the Contra Costa Health Department's Homeless Youth Services, is another facility, separate from Juvenile Hall and CVS, which is available for CSEC support services. Calli House provides temporary health, therapy and housing assistance to runaway minors in the County. Occasionally, upon request by CVS or CFS, it takes in suspected victims of CSEC who are not booked into Juvenile Hall. CFS

does not have an equivalent county-funded temporary housing facility for victims of CSEC.

The County lacks a centralized database covering all CSEC arrests, referrals and pending cases. Such data would be extremely valuable both in assisting law enforcement in tracking down the exploiters, as well as providing a broader and more complete picture of the victims of CSEC and treatment options with the highest chances of success. Some city police departments share CSEC data with the FBI and the DA's Office. Juvenile Hall shares resident data with CVS when called in to assist on suspected victims of CSEC. The DA's Office shares CSEC data with CVS, when utilizing the Children Interview Center for forensic interviews with suspected victims. CFS has its own CSEC data for its child welfare cases. However, such departmentalized data tracking is no substitute for a comprehensive and centralized database open to all agencies within the County.

FINDINGS

- F1 A comprehensive system of care for victims of CSEC still has not been fully implemented in Contra Costa County.
- F2 The County is now 15 months into developing and implementing this comprehensive system of care for victims of CSEC that it began developing in January 2015.
- F3 A CSEC Protocol, which provides a comprehensive system of care for victims of CSEC, was prepared under the leadership of CFS.
- F4 The CSEC Protocol provides the framework for cooperation and coordination among the County, its cities and NGOs.
- F5 The State Department of Social Services has released Contra Costa County's allocations of CSEC monies under the Commercially Sexually Exploited Children Program administered by the State Department of Social Services.
- F6 Many social workers in CFS, law enforcement, officers in Juvenile Hall and victim advocates in the DA's Office are not implementing the CSEC Protocol because they have not seen it.
- F7. CFS, the leader of the Oversight Committee, has not followed up with its interagency partners that have signed off on the Protocol, but have not submitted their own CSEC department plan/protocols to the Oversight Committee.
- F8 CFS lacks personnel who can act as the hub of all CSEC referrals from law enforcement by assessing the health, psychiatric and physical needs of victims of CSEC and who can navigate these services for them.
- F9. Suspected CSEC victims are being arrested and booked into Juvenile Hall for their own safety pursuant to various statutes under the Welfare & Institutions Code, relating to infractions and crimes committed by youth, while the County assesses the appropriate health and social services to provide.
- F10. The County has not provided funding to CFS for temporary housing facility for victims of CSEC.
- F11. No single database covering all CSEC-related arrests, referrals and pending cases exists in the County.
- F12. Due to the lack of a single database in the County covering all CSEC-related arrests, referrals and pending cases, the County does not know the number of victims of CSEC and where they are located.

- F13. County personnel and law enforcement dealing with victims of CSEC are well-meaning, compassionate and dedicated people trying to make the best of a very difficult situation.
- F14. Most County personnel and law enforcement dealing with victims of CSEC lack in-depth CSEC training, necessary facilities for temporarily accommodating the victims and a clear-cut plan of action, which lays out how to rescue, protect and serve the victims of CSEC in a manner that is caring and trauma-informed.

RECOMMENDATIONS

- R1 The Board of Supervisors should review the Interagency Protocol for Serving Commercially Sexually Exploited Children in Contra Costa County finalized in October 2015.
- R2 The Board of Supervisors, City Councils and Sheriff's Department should consider recommending that all CSEC interagency partners, as listed in the CSEC Protocol, in Contra Costa County adopt their own CSEC protocols and submit them to CFS for approval.
- R3 The Board of Supervisors should consider directing CFS, as the lead implementing bureau, to follow up on the required plans and protocols from the interagency partners, as listed in the CSEC Protocol, implementing the CSEC Protocol.
- R4 The Board of Supervisors should consider directing CFS to expand its CSEC Response Flow Chart to include all critical steps to be taken for the welfare of the child victim, including mental health evaluation by the Health Department and child Welfare hold requests by the social workers.
- R5 The Board of Supervisors should consider directing CFS to train or hire specialized CSEC personnel who will serve as points of primary referral and assist in navigating the services provided to victims of CSEC utilizing funds provided by the State Department of Social Services.
- R6 The Board of Supervisors should consider directing CFS to follow the model of the Family Justice Centers in assisting victims of CSEC navigate the multitude of available services.
- R7 The Board of Supervisors should consider seeking funds to acquire or lease a physical facility to temporarily house victims of CSEC, which would allow suspected victims of CSEC to be placed in a legal, non-criminal temporary hold, rather than having law enforcement book the child into Juvenile Hall with a criminal charge.
- R8 If the County secures funding to construct or lease a CFS physical facility, the Board of Supervisors should consider housing specialized CSEC navigators at the facility, similar to the model used by the Calli House.

R9 The Board of Supervisors, City Councils, and Sheriff's Department should consider recommending that all first responders (usually law enforcement) refer suspected victims of CSEC to specialized and dedicated CSEC personnel, to be established within CFS.

R10 The Board of Supervisors should direct CFS to formulate CSEC training programs, containing different emphases for different County departments, interacting with victims of CSEC.

R11 City Councils and Sheriff's Department should direct law enforcement to avail themselves of CSEC training programs formulated by CFS.

REQUIRED RESPONSES

	<u>Findings</u>	<u>Recommendations</u>
Contra Costa County Board of Supervisors	F1-14	R1-10
Contra Costa County Sheriff's Department	F6, F7, F9, F11-F14	R2, R9, R11
City of Antioch	F6, F7, F9, F11-F14	R2, R9, R11
City of Brentwood	F6, F7, F9, F11-F14	R2, R9, R11
City of Clayton	F6, F7, F9, F11-F14	R2, R9, R11
City of Concord	F6, F7, F9, F11-F14	R2, R9, R11
City of Danville	F6, F7, F9, F11-F14	R2, R9, R11
City of El Cerrito	F6, F7, F9, F11-F14	R2, R9, R11
City of Hercules	F6, F7, F9, F11-F14	R2, R9, R11
City of Lafayette	F6, F7, F9, F11-F14	R2, R9, R11
City of Martinez	F6, F7, F9, F11-F14	R2, R9, R11
City of Moraga	F6, F7, F9, F11-F14	R2, R9, R11
City of Oakley	F6, F7, F9, F11-F14	R2, R9, R11
City of Orinda	F6, F7, F9, F11-F14	R2, R9, R11
City of Pinole	F6, F7, F9, F11-F14	R2, R9, R11
City of Pleasant Hill	F6, F7, F9, F11-F14	R2, R9, R11

City of Pittsburg	F6, F7, F9, F11-F14	R2, R9, R11
City of Richmond	F6, F7, F9, F11-F14	R2, R9, R11
City of San Pablo	F6, F7, F9, F11-F14	R2, R9, R11
City of San Ramon	F6, F7, F9, F11-F14	R2, R9, R11
City of Walnut Creek	F6, F7, F9, F11-F14	R2, R9, R11

These responses must be provided in the format and by the date set forth in the cover letter that accompanies this report. An electronic copy of these responses in the form of a Word document should be sent by e-mail to epant@contracosta.courts.ca.gov and a hard (paper) copy should be sent to:

Civil Grand Jury – Foreperson
725 Court Street
P.O. Box 431
Martinez, CA 94553-0091



STAFF REPORT TO THE CITY COUNCIL

DATE: Regular Meeting of July 26, 2016

TO: Honorable Mayor and Members of the City Council

SUBMITTED BY: Ron Bernal, Assistant City Manager/Public Works Director/City Engineer **REB**

SUBJECT: Fourth Amendment to the Consultant Services Agreement for Professional Services with Walter Bishop Consulting

RECOMMENDED ACTION

It is recommended that the City Council adopt a resolution approving the Fourth Amendment to the Consultant Service Agreement with Walter Bishop Consulting to assist in negotiations with the City's Water Rights, provide support, planning and strategies with Bay Delta Conservation Plan (BDCP) and the Brackish Water Desalination Treatment Project in the amount of \$75,000 bringing the total contract amount to \$170,000.

STRATEGIC PURPOSE

This item supports Long Term Goal K of designing, building, operating, maintaining, stewarding and enhancing Antioch's assets and resources, Strategy K-2 by protecting Antioch's water rights and delivering high quality water to our customers and exploring the feasibility of desalinization.

FISCAL IMPACT

Funding for these professional services is included in the Fiscal Year 2016/17 Water Enterprise Account.

DISCUSSION

Mr. Bishop has a long history of being an industry leader in the area of water, specifically in the State of California and our region. During his tenure as General Manager of Contra Costa Water District, Mr. Bishop's vision, negotiating expertise and determination led to the permitting and construction of the Los Vaqueros Reservoir, which supplies high quality water to the City when our intake is not usable due to high chloride levels.

Since 2013, Mr. Bishop has been a member of the City's water rights' consultant team. Mr. Bishop provides Antioch key counsel and strategy for the proposed BDCP project, which has been modeled to show significant negative impacts to Antioch's water quality, reliability, and recreation for our community. Mr. Bishop will continue to support the City on water rights issues, our amended 1968 Agreement with the Department of Water Resources, and regulatory actions pertaining to the City's intake and delta water supply. Additionally, Walter Bishop Consulting will continue to assist the City in developing a

strategy to conduct the feasibility, funding and implementation of a Brackish Water Desalination Treatment Facility.

ATTACHMENTS

A: Resolution

ATTACHMENT "A"

RESOLUTION NO. 2016/**

**RESOLUTION OF THE CITY COUNCIL OF THE CITY OF ANTIOCH
APPROVING THE FOURTH AMENDMENT
TO THE CONSULTANT SERVICES AGREEMENT FOR
PROFESSIONAL SERVICES WITH WALTER BISHOP CONSULTING**

WHEREAS, the City desires to authorize the City Manager to execute the Fourth Amendment to the Consultant Services Agreement with Walter Bishop Consulting to assist in negotiations with the City's Water Rights, provide support, planning and strategies with Bay Delta Conservation Plan and the Brackish Water Desalination Treatment Project in the amount of \$75,000 for a total of \$170,000;

THEREFORE, BE IT RESOLVED that the City Council of the City of Antioch hereby approves authorizing the City Manager to execute the Fourth Amendment to the Consultant Services Agreement with Walter Bishop Consulting to assist in negotiations with the City's Water Rights, provide support, planning and strategies with Bay Delta Conservation Plan and the Brackish Water Desalination Treatment Project in the amount of \$75,000 bringing the total contract amount to \$170,000, in a form approved by the City Attorney.

* * * * *

I HEREBY CERTIFY that the foregoing resolution was passed and adopted by the City Council of the City of Antioch at a regular meeting thereof, held on the 26th day of July 2016, by the following vote:

AYES:

ABSENT:

NOES:

**ARNE SIMONSEN
CITY CLERK OF THE CITY OF ANTIOCH**



STAFF REPORT TO THE CITY COUNCIL

DATE: Regular Meeting of July 26, 2016

TO: Honorable Mayor and Members of the City Council

SUBMITTED BY: Scott Buenting, Associate Engineer, Capital Improvements Division *SB*

APPROVED BY: Ron Bernal, Assistant City Manager/Public Works Director/City Engineer *REB*

SUBJECT: First Amendment to the Consultant Services Agreement with JN Engineering for On-Call Inspection Services

RECOMMENDED ACTION

It is recommended that the City Council adopt a resolution amending the fiscal year 2016/2017 Capital Improvements budget to increase funding for on-call inspection services by \$75,000 and authorize the City Manager to execute the First Amendment to the Consultant Services Agreement with JN Engineering to continue to provide on-call inspection services, bringing the total contract amount to \$125,000.

STRATEGIC PURPOSE

This item supports Strategy K-1 in the Strategic Plan by ensuring public facilities are constructed in accordance with the appropriate standards and reducing the need for future maintenance.

FISCAL IMPACT

Adoption of this resolution will amend the fiscal year 2016/2017 Capital Improvements budget to increase funding for the on-call inspection services by \$75,000. The approval of this amendment will increase JN Engineering's contract by \$75,000 for a total contract amount of \$125,000. Funding for this work will be provided from various funding sources corresponding to the inspections performed by the consultant.

DISCUSSION

A recent employee's illness and subsequent retirement reduced the Public Works Inspection staff to a single employee. Recruitment of a second inspector is currently being performed, however the volume of construction projects, utility modifications and other encroachment permits requiring inspection exceed what can be overseen by a single person. In order to temporarily support the current staff; qualifications were solicited from four construction consultant firms to provide on-call inspection services. Based on the content of the qualifications, JN Engineering was selected as the most qualified firm to provide the required services and a consultant service agreement was executed in the amount of \$50,000.

The vacant Public Works Inspector position is expected to be filled in the next few months. Until that time, additional consulting inspection services are required to provide adequate coverage throughout the City. Staff is recommending an amendment to JN Engineering's Consultant Services Agreement to include additional on-call inspection services in the amount of \$75,000 for a total contract amount of \$125,000.

ATTACHMENTS

A: Resolution

ATTACHMENT "A"

RESOLUTION NO. 2016/**

**RESOLUTION OF THE CITY COUNCIL OF THE CITY OF ANTIOCH
AMENDING THE 2016/2017 FISCAL YEAR CAPITAL IMPROVEMENT BUDGET
AND AUTHORIZE THE CITY MANAGER TO EXECUTE THE FIRST AMENDMENT
TO AGREEMENT WITH JN ENGINEERING FOR ON-CALL INSPECTION SERVICES**

WHEREAS, an amendment increasing fiscal year 2016/2017 funding for this work in the amount of \$75,000 has been considered by City Council and;

WHEREAS, the City desires to authorize the City Manager to execute the First Amendment to the Consultant Services Agreement with JN Engineering for on-call inspection services in the amount of \$75,000 for a total contract amount of \$125,000;

THEREFORE, BE IT RESOLVED that the City Council of the City of Antioch hereby approves amending the fiscal year 2016/2017 Capital Improvements budget to increase funding for the On-Call Inspection Services by \$75,000 and authorizes the City Manager to execute the First Amendment to the Consultant Service Agreement with JN Engineering for on-call inspection services in the amount of \$75,000, bringing the total contract amount to \$125,000, in a form approved by the City Attorney.

* * * * *

I HEREBY CERTIFY that the foregoing resolution was passed and adopted by the City Council of the City of Antioch at a regular meeting thereof, held on the 26th day of July 2016, by the following vote:

AYES:

ABSENT:

NOES:

**ARNE SIMONSEN
CITY CLERK OF THE CITY OF ANTIOCH**



STAFF REPORT TO THE CITY COUNCIL

DATE: Regular Meeting of July 26, 2016

TO: Honorable Mayor and Members of the City Council

SUBMITTED BY: Mike Bechtholdt, Deputy Public Works Director *mb*

APPROVED BY: Ron Bernal, Assistant City Manager/Public Works Director/
City Engineer *mb for REB*

SUBJECT: Consideration of Sole Source Award for Potable Water Meter Test Bench and System Equipment

RECOMMENDED ACTION

It is recommended that the City Council adopt the attached resolution authorizing the City Manager or his designee to enter into an agreement with National Meter and Automation, Inc., to purchase a Potable Water Meter Test Bench and System Equipment in the amount of \$78,236.26.

STRATEGIC PURPOSE

This action is essential to Strategy F-1, aiding water conservation efforts, Strategy H-1, improving the City's business processes through technology, Strategy K-2, protecting the City's water rights and delivery of quality water, and Strategy K-5, reducing City liability from third party claims.

FISCAL IMPACTS

There will be no fiscal impact to the General Fund Budget. Budget allocations for the purchase and installation of the potable water meter test bench and related equipment will be facilitated through the Water Fund.

DISCUSSION

The Water Distribution Division of the Department of Public Works is responsible for maintaining the City's treated and raw water distributions systems in a safe, reliable and serviceable condition. This includes the Water Meter Unit of the division which responds to problems such as reported leaks, performs turning water services "on and off" at the request of the City's Finance Department, installs new service, administers water conservation efforts and information, and replaces broken or missing meter boxes and lids, as well as defective or vandalized water meters.

A water meter is a device designed to determine water flow and record the exact amount of water being used by a customer during a designated period of time. Properly working meters are essential to accurately billing each customer for water usage. The lifespan of a water meter is approximately 15 – 20 years. Like any other

mechanical device, it is subject to wear and deterioration, and over a period of time, loses its peak efficiency. The potable water meter test bench is a technology that provides comprehensive testing, improves operational efficiency, and also reduces maintenance and cost. The technology ensures system and customer data are reliable. If a customer complained that a meter was inaccurately reading his or her water usage, the meter test bench would be able to determine actual water usage and meter accuracy, to within 1/10th of 1 percent.

Utilization of this device will allow the City to recover lost revenues as well as decrease non-revenue water. Moreover, the monitoring and diagnostic capabilities allow staff to identify meters that no longer register accurately and management to appropriately plan for future meter replacement projects.

In researching vendors that can provide the potable water meter test bench and related equipment, there were two (2) companies that met the minimum criteria. However, it was only National Meter and Automation, Inc. that demonstrated compliance with the American Water Works Association (AWWA) Standards and met all specification requirements. A Sole Source Request was completed and approved by the City Manager for consideration by the City Council.

ATTACHMENTS

- A. Resolution 2016/**
- B. Sole Source/Brand Request
- C. National Meter Automation, Inc. Quotation

ATTACHMENT A

RESOLUTION NO. 2016/**

**RESOLUTION OF THE CITY COUNCIL OF THE CITY OF ANTIOCH
AUTHORIZING THE PURCHASE OF A POTABLE WATER METER TEST BENCH
AND SYSTEM EQUIPMENT FROM
NATIONAL METER AND AUTOMATION, INC.**

WHEREAS, The Water Distribution Division of the Department of Public Works is responsible for maintaining the City's treated and raw water distributions systems in safe and serviceable condition, including but not limited to, providing services related to water meters, i.e.: monitoring, repairing, and replacing broken or missing meter boxes, lids and defective or vandalized water meters; and,

WHEREAS, the purchase of an Automated Water Meter Test Bench and System Equipment will allow the City to measure water usage with greater accuracy, within 1/10th of 1 percent accuracy, recover lost revenues from existing meters that no longer register accurately and schedule the replacement of inefficient water meters.

THEREFORE, BE IT RESOLVED that the City Council of the City of Antioch hereby approve and authorize the purchase of an Automated Water Meter Test Bench and System Equipment from National Meter and Automation, Inc. in the amount of \$78,236.26 and in a form to be approved by the City Attorney.

* * * * *

I HEREBY CERTIFY that the foregoing resolution was passed and adopted by the City Council of the City of Antioch at a regular meeting thereof, held on the 26th day of July 2016, by the following vote:

AYES:

ABSENT:

NOES:

**ARNE SIMONSEN
CITY CLERK OF THE CITY OF ANTIOCH**

**CITY OF ANTIOCH
SOLE SOURCE/BRAND REQUEST**

**THIS FORM MUST BE COMPLETED AND APPROVED PRIOR TO
ANY SOLE SOURCE PURCHASE OR CONTRACT**

When a request is made for a non-competitive purchase of goods or services, then the specification, special circumstances or special qualifications that justify limiting the bidding or contracting to one source must be justified in writing and approved by the City Manager or, if the amount of the contract exceeds the City Manager's authority, the City Council. In such cases, the requesting department must complete this form for approval. Please answer in the space provided, and/or in an attachment and address, by specific reference, each question listed below (1-5) in your justification. ***Be sure to answer each part of each question.*** Failure to respond fully to any of the questions could result in delay or rejection of your request due to inadequate justification.

1. Using appropriate detail, such as brand name, model number etc., briefly describe the product you wish to purchase. In the case of a service, use enough detail to clearly describe to someone not familiar with the process what you are purchasing.
The equipment being purchased is a MARS Series 500 water meter test bench used for accurately testing potable water meters, within 1/10 of 1-percent.

2. Please check one:

- a. **SOLE SOURCE:** Item is available from one source only; or item is one-of-a-kind and is not sold through distributors; or manufacturer is exclusive distributor; or special circumstances and/or qualifications merit consideration of sole source to save money and/or time. *(ie: National Meter and Automation Inc.)*
- b. **SOLE BRAND:** Various sources can supply the specified model and brand; competitive bids will be solicited for the requested brand only. Meets form, fit and function - nothing else will do.
- c. **STANDARDIZATION REQUEST:** The Department requires the item to standardize parts, design, quality etc. (This requires a detailed memo with analysis and justification.)

3. What are the unique performance features of the product, brand or service requested that are not available in any other product, brand or service? (For services: What unique qualifications, experience, rights, and/or licenses does this vendor possess?)
There are two unique performance features of the product:
- a. **Unlike Ford Water Meter Testing Equipment, the other available test bench, the MARS Series 500 test bench meets American Water Works Association (AWWA) standards.**
 - b. **Also, the MARS Series 500 test bench has water recirculation capabilities which significantly minimize water waste during meter testing operations; a capability that Ford Water Meter Testing Equipment does not have.**

4. (a) Why are the unique performance features required (not merely preferred), and how would your requirement be inhibited without this particular service/item? or (b) What are the unique circumstances that compel (not merely make easier) the recommendation of this service/item at this particular time?

The unique performance features are required because,

- a. **The City currently has over 31,000 active water meters in our distribution system. A water meter, like any other mechanical device, is subject to wear and deterioration and, over a period of time, loses its peak efficiency. How long water meters retain their overall accuracy depends on many factors, such as the quality of water being measured, rates of flow, chemical buildup and age. The only way to determine whether a specific meter is operating efficiently is to test it.**
- b. **Of the current 31,000 meters in the City, many are at or close to the end of the AWWA recommended lifespan. With the use of a modern meter test program, the Water Division can identify current problem areas and compile valuable data for a future vast meter replacement program. A comprehensive meter test program would considerably help the division to identify high water consumption areas in residential and commercial accounts.**

5. What other products/services, if any, have been examined and rejected, and why? *(Please provide a specific meaningful explanation, one vendor one feature at a time. For products be sure to clearly identify the product by name and model number and include the name, address, and telephone number of the company representative who's product you tested.)*

The only other comparable meter test bench, i.e.: Ford Water Meter Testing Equipment does not meet AWWA standards and does not offer the water recirculation option.


6. If justification is based on matching and/or intermixing with existing equipment (refer to 1.c.), list the quantity, manufacturer, brand, and model of the existing equipment, and why the matching is required not simply preferred.

N/A

I HEREBY CERTIFY THAT:

1. I am an approved department representative, and am aware of the City's requirements for competitive bidding, as well as the criteria for justification for sole source/brand purchasing.
2. I have gathered the required technical information and considered comparable and/or equal equipment/service.
3. I believe that a sole source/brand purchase in this case would withstand a possible audit or a vendor's protest.

REQUESTOR Adam Molinar, Water Distribution Superintendent  DATE: 07/01/2016

DEPT. HEAD/ DIRECTOR: Ron Bernal, Assistant City Manager/Public Works Director/City Engineer 
DATE: 07/11/2016

FINANCE DIRECTOR:

APPROVED: _____ ✓

NOT APPROVED: _____

DATE: 7/17/14

COMMENTS:

BY: _____ Merchans

FINAL APPROVAL:

(Council Agenda date and Item)

_____ St. Luna

City Manager
(Up to \$50,000.00)

_____ City Council
(Over \$50,000.00)



NATIONAL
METER AND AUTOMATION, INC.

2250 Apollo Way #300
Santa Rosa, CA 95407
(707) 575-0700
(707) 575-3786

QUOTATION

DATE: 6/13/2016

TERMS: Net 30 Days
SHIP VIA: Best Way
PO#:

QUOTED BY: CHUCK CUMMINGS

CITY OF ANTIOCH 1201 WEST 4TH STREET ANTIOCH, CA. 94531

Ship To:
SAME

	Qty	Unit Price	Amount
MARS COMPANY SERIES 500 TEST BENCH SYSTEM	1	\$25,980.00	\$25,980.00
MUN-200 AUTOMATED DUAL STAGE SHUTDOWN	INCLUDED		
OPTIONAL ITEMS; 300 GALLON CALIBRATED STAINLESS STEEL TANK, WITH MUN-200 PROBE	1	\$ 7,969.00	\$ 7,969.00
MARS COMPLETE RECIRCULATION SYSTEM	1	\$25,765.00	\$25,765.00
INSTALLATION ASSISTANCE/TRAINING WITH MARS PERSONNEL	1	\$7,500.00	\$7,500.00

PRICES SHOWN ARE NET & F.O.B. JOBSITE.
FREIGHT CHARGE IS OUR BEST ESTIMATE.
AVAIL. IS APPROX. 45 DAYS, AFTER RECEIPT OF ORDER.

Subtotal	\$67,214.00
Tax	\$6,049.26
Freight	\$5,000.00
Total	\$78,263.26

Remit to:
National Meter & Automation, Inc.
PO Box 5429
Greenwood Village, CO 80155-5429

Customer Phone: 925-382-7525

PRICES SUBJECT TO REVIEW AFTER;60 DAYS

THANK YOU FOR YOUR BUSINESS!



STAFF REPORT TO THE CITY COUNCIL

DATE: Regular Meeting of July 26, 2016

TO: Honorable Mayor and Members of the City Council

SUBMITTED BY: Mike Bechtholdt, Deputy Public Works Director *MB*

APPROVED BY: Ron Bernal, Assistant City Manager/Public Works Director/
City Engineer *MB for REB*

SUBJECT: Amendment of the Fiscal Year 2016/17 Master Fee Schedule

RECOMMENDED ACTION

It is recommended that the City Council adopt the attached resolution amending the 2016/17 Master Fee Schedule to reflect the correct Treated Water Capacity fee remitted to Contra Costa Water District in conjunction with the correct adjustment of the Water Capacity Fee collected by the City of Antioch, and change the Backflow Preventing Device Testing fee.

STRATEGIC PURPOSE

This action is essential to Long Term Goal K/Strategy K-2 to design, build, operate, maintain and steward Antioch's water assets and resources and Long Term Goal O/Strategy O-1, improving the City's long-term financial sustainability.

FISCAL IMPACTS

The amendment to the 2016/2017 Master Fee Schedule allows the City of Antioch to collect the correct fees for the Treated Water Capacity fee that is remitted to Contra Costa Water District as part of an existing Treated Water Service Agreement, as well as adjust the Water Capacity Fees for the City of Antioch. The Backflow Prevention Device Testing fee is also being changed due to a rounding error. Failure to adopt this amendment would result in the incorrect collection of funds, which in some cases would impact projected program costs.

DISCUSSION

The Water & Sewer Facility Reserve Fees Chart contained in the adopted 2016/2017 Master Fee Schedule on page 18, reflects the amount of Water Capacity fees to be collected by the City in conjunction with CCWD's Treated Water Capacity Fees. These costs were calculated by increasing the previous year amounts by the Engineering News Record Cost of Construction Index (ENR Rate). When presented to the City Council on May 24, 2016 for approval, the fees were incorrectly adjusted. Attachment "B" shows the adopted fee and requested modifications.

Additionally, on page 14 of the Master Fee Schedule for 2016/17, the Backflow

Prevention Device Testing fee on new install and temporary construction (non fireline) was incorrectly rounded as shown on Attachment "C".

ATTACHMENTS

- A. Resolution 2016/**
- B. Amended Master Fee Schedule Chart, page 18, "Water & Sewer Facility Reserve Fees"
- C. Adjusted Master Fee Schedule, page 14, Backflow Prevention Device Testing fee on new install and temporary construction (non fireline).

ATTACHMENT A

RESOLUTION NO. 2016/**

**RESOLUTION OF THE CITY COUNCIL OF THE CITY OF ANTIOCH
AMENDING THE 2016/17 MASTER FEE SCHEDULE TO CORRECT THE WATER
FACILITY RESERVE FEES, I.E.: CONTRA COSTA WATER DISTRICT (CCWD)
TREATED WATER CAPACITY FEES AND CITY OF ANTIOCH WATER CAPACITY
FEES, THAT WERE INCORRECTLY ADJUSTED, AND CHANGE THE BACKFLOW
PREVENTION DEVICE TESTING FEE**

WHEREAS, on May 24, 2016, the City Council of the City of Antioch adopted the Fiscal Year 2016/17 Master Fee Schedule effective July 1, 2016; and

WHEREAS, pursuant to the existing Treated Water Service Agreement executed in December 2001, the Water and Sewer Facility Reserve Fees, i.e.: CCWD Treated Water Capacity Fees and the City Water Capacity Fees from the adopted Master Fee Schedule for Fiscal Year 2016/17, were incorrectly adjusted; and

WHEREAS, the Backflow Prevention Device Testing/New Install Testing fee was incorrectly rounded.

THEREFORE, BE IT RESOLVED that the City Council of the City of Antioch hereby approve an amendment to the Fiscal Year 2016-17 Master Fee Schedule, for the Water & Sewer Facility Reserve Fees Chart, as shown in Attachment B, and the Backflow Prevention Device Test fee on new install testing, as shown on Exhibit C.

* * * * *


I HEREBY CERTIFY that the foregoing resolution was passed and adopted by the City Council of the City of Antioch at a regular meeting thereof, held on the 26th day of July 2016, by the following vote:

AYES:

ABSENT:

NOES:

**ARNE SIMONSEN
CITY CLERK OF THE CITY OF ANTIOCH**



ATTACHMENT B

**MASTER FEE SCHEDULE
EFFECTIVE JULY 1, 2016**


WATER & SEWER FACILITY RESERVE FEES

In January 2003, the three components for capacity charges (connection, annex, and storage) were combined into one charge (612-2560.46860) in order to improve administration and reduce the complexity of capacity charge development and implementation. Sewer connection fees are reported in 622-2570.46810. Water Storage Fees, Water Service District Annexation Fees and Water and Sewer Connection Fees shall automatically adjust in each succeeding year in accordance with the "Engineering News Record Cost of Construction Index".

Water Meter Size or Customer Class	*Sewer Connection 622-2570.46810	Treated Water Capacity 100-0000.25001	*Water Capacity 612-2560.46860
5/8" x 3/4"		\$1,146.00 <u>1,121.38</u>	\$ 5,192.00 <u>5,216.43</u>
1-inch		\$2,865.00 <u>2,803.45</u>	\$ 12,979.00 <u>13,041.08</u>
1-1/2 inch		\$5,730.00 <u>5,606.90</u>	\$ 25,959.00 <u>26,082.15</u>
2-inch		\$9,168.00 <u>8,971.04</u>	\$ 41,595.00 <u>41,792.76</u>
3-inch		\$18,337.00 <u>17,942.08</u>	\$ 77,979.00 <u>78,373.33</u>
4-inch		\$28,651.00 <u>28,034.50</u>	\$ 129,896.00 <u>130,512.96</u>
6-inch		\$57,303.00 <u>56,069.00</u>	\$ 259,792.00 <u>261,025.92</u>
8-inch		\$103,145.00 <u>100,924.20</u>	\$ 415,647.00 <u>417,867.73</u>
10-inch		\$166,177.00 <u>162,600.10</u>	\$ 597,563.00 <u>601,140.60</u>
12-inch		\$246,401.00 <u>241,096.70</u>	\$ 857,356.00 <u>862,659.93</u>
Residential:			
Single Dwelling (per unit)	\$ 2,555.00	\$1,146.00 <u>1,121.38</u>	\$5,192.00 <u>5,216.43</u>
Multi Family (2-4 units) (per unit)	\$ 2,044.00	\$1,146.00 <u>1,121.38</u>	\$5,192.00 <u>5,216.43</u>
Apartment/Mobile Home (per unit)	\$ 1,666.00	\$1,146.00 <u>1,121.38</u>	\$5,192.00 <u>5,216.43</u>

***Sewer Capacity – Non Residential: Average gallons per day @ \$11.91 per gallon**

***Water Capacity – Residential/Multi Family/Apartment/Mobile Home: If meter size greater than 5/8" x 3/4" charge by meter size.**



ATTACHMENT C

**MASTER FEE SCHEDULE
EFFECTIVE JULY 1, 2016**

DESCRIPTION	FEE AMOUNT	ACCT CODE					
WATER FEES (Continued):							
Metered water sales/100 cubic foot(Continued):							
<u>Non single family</u>							
Zone I	\$ 3.24						
Zone II*	\$ 3.33						
Zone III*	\$ 3.41						
Zone IV*	\$ 3.59						
Outside City	Outside City evaluated on a case-by-case basis						
*Zones II, III and IV include pumping quantity surcharge							
Raw Water	\$ 3.15						
Backflow Prevention Device Testing:							
New Install Testing							
Backflow Test on new install and temporary construction (non fireline)	<table border="0"> <tr> <td><u>Inside City</u></td> <td><u>Outside City</u></td> </tr> <tr> <td>\$ 167.00166.86/each</td> <td>Evaluated on a case-by-case basis</td> </tr> </table>	<u>Inside City</u>	<u>Outside City</u>	\$ 167.00 166.86/each	Evaluated on a case-by-case basis	611-2330.46630	
<u>Inside City</u>	<u>Outside City</u>						
\$ 167.00 166.86/each	Evaluated on a case-by-case basis						
Double Check Valve/Reduced Pressure Devices (monthly by device size as listed below):							
	<table border="0"> <tr> <td align="center" colspan="2"><u>Double Check/RP Device</u></td> </tr> <tr> <td><u>Inside City</u></td> <td><u>Outside City</u></td> </tr> <tr> <td></td> <td align="center">Evaluated on a case-by-case basis</td> </tr> </table>	<u>Double Check/RP Device</u>		<u>Inside City</u>	<u>Outside City</u>		Evaluated on a case-by-case basis
<u>Double Check/RP Device</u>							
<u>Inside City</u>	<u>Outside City</u>						
	Evaluated on a case-by-case basis						
5/8 "x 3/4"							
1 inch	\$ 4.12/\$8.24						
1 ½ inch	\$ 4.12/\$9.27						
2 inches	\$ 7.21/\$11.33						
3 inches	\$ 8.24/\$13.39						
4 inches	\$ 19.57/\$26.78						
6 inches	\$ 27.81/\$31.93						
8 inches	\$ 37.08/\$47.38						
10 inches	\$ 70.04/\$83.43						
Backflow Prevention Device Installation	\$ 96.82/\$110.21						



STAFF REPORT TO THE CITY COUNCIL

DATE: Regular/Special Meeting of July 26, 2016

TO: Honorable Mayor and Members of the City Council

PREPARED BY: Tamara Leach, Administrative Analyst

SUBMITTED BY: Forrest Ebbs, Community Development Director *FE*

SUBJECT: Resolution Authorizing the City Manager to Enter into a Contract with TRB + Associates to Provide Interim Code Enforcement Manager Services

RECOMMENDED ACTION

It is recommended that the City Council adopt the resolution authorizing the City Manager to enter into a contract with TRB + Associates to provide Interim Code Enforcement Manager Services. The contract would be for a term of one year beginning July 27, 2016 and terminating on June 30, 2017 for an amount not to exceed \$200,000.

STRATEGIC PURPOSE

These actions are essential to continue to meet the expectations of Strategic Plan Long Term Goal D-3: To grow the Code Enforcement staff in number and efficiency.

FISCAL IMPACT

The cost of this contract will be borne by Measure C funds set aside specifically for Code Enforcement Services.

DISCUSSION

Mike Aguirre is currently in the position of Interim Code Enforcement Manager through a contractual agreement between Interwest Consulting Group (ICG) and the City of Antioch. Mr. Aguirre has made the decision to terminate his relationship with ICG and will be working for TRB + Associates in the future. Mr. Aguirre has been working as a contract Code Enforcement Officer for the City of Antioch for the majority of the past four years and now the Interim Code Enforcement Manager since April 13, 2016. The City recently hired 4 new employees to the Code Enforcement Division which includes a Code Enforcement Officer, a clerical support position and 2 Abatement Team members. It is critical that we have an experienced Code Enforcement professional present to provide training and leadership and to ensure the effectiveness of the Code Enforcement function. Mr. Aguirre is knowledgeable about the community, knows the City process and case tracking program and has a positive working relationship with various City Departments. He is well versed in the management and training practices

as well as dealing with vacant and foreclosed properties. He will continue in the capacity of Interim Code Enforcement Manager until a permanent Code Enforcement Manager is hired and may continue thereafter in the capacity of Code Enforcement Officer to ensure a smooth transition and provide support for the new manager.

RESOLUTION NO. 2016/**

RESOLUTION OF THE CITY COUNCIL OF THE CITY OF ANTIOCH AUTHORIZING THE CITY MANAGER TO ENTER INTO CONTRACT WITH TRB + ASSOCIATES TO PROVIDE INTERIM CODE ENFORCEMENT MANAGER SERVICES

WHEREAS, the City entered into a Consulting Services Agreement with Interwest Consulting Services on June 1, 2012 to provide professional Code Enforcement services; and,

WHEREAS, the City amended that contract on April 13, 2016 to include Interim Code Enforcement Manager Services; and,

WHEREAS, Mike Aguirre was an employee of Interwest Consulting Services and has provided these services for the City of Antioch; and,

WHEREAS, Mike Aguirre has terminated his relationship with Interwest Consulting Services and has entered into a relationship with TRB + Associates; and,

WHEREAS, the City of Antioch wishes to retain the services of Mike Aguirre because of his knowledge and background as it relates to Code Enforcement and the City; and,

NOW THEREFORE BE IT RESOLVED, that the City Council of the City of Antioch hereby authorizes the City Manager to enter into a contract with TRB + Associates to provide Code Enforcement Manager/Code Enforcement services for a term beginning July 27, 2016 and ending June 30, 2017 for a not to exceed amount of \$200,000.

I HEREBY CERTIFY that the foregoing resolution was passed and adopted by the City Council of the City of Antioch at a regular meeting thereof, held on the 26th day of July 2016, by the following vote:

AYES:

ABSENT:

NOES:

ABSTAIN:

ARNE SIMONSEN
CITY CLERK OF THE CITY OF ANTIOCH

CITY OF ANTIOCH AS SUCCESSOR AGENCY TO
THE ANTIOCH DEVELOPMENT AGENCY
CLAIMS BY FUND REPORT
FOR THE PERIOD OF
JUNE 11 - JULY 14, 2016
FUND/CHECK#

239 Redevelopment Obligation Retirement Fund		
363353 STRATEGIC THREAT MANAGEMENT INC	SECURITY SERVICES	8,944.00

CITY OF ANTIOCH AS HOUSING SUCCESSOR TO
THE ANTIOCH DEVELOPMENT AGENCY
CLAIMS BY FUND REPORT
FOR THE PERIOD OF
JUNE 11 - JULY 14, 2016
FUND/CHECK#

227 Housing Fund

Housing - CIP

363264 CITY DATA SERVICES LLC

CDBG SERVICES 1,100.00

363350 SIERRA CORPORATE MANAGEMENT

CDBG SERVICES 38,865.12



STAFF REPORT TO THE CITY COUNCIL

DATE: Regular Meeting of July 26, 2016

TO: Honorable Mayor and Members of the City Council

SUBMITTED BY: Phil Hoffmeister, Administrative Analyst *PH*

REVIEWED BY: Lynne Filson, Assistant City Engineer

APPROVED BY: Ron Bernal, Public Works Director/City Engineer *REB*

SUBJECT: Public Hearing to Confirm Assessments for the Landscape Maintenance Districts 1, 2A, 4, 5, 9, and 10 for Fiscal Year 2016/2017 (PW 500)

RECOMMENDED ACTION

It is recommended that the City Council adopt the attached Resolution ordering improvements and levying annual assessments for Landscape Maintenance Districts 1, 2A, 4, 5, 9, and 10 for Fiscal Year 2016/2017.

STRATEGIC PURPOSE

This action is the essential funding mechanism in meeting Citywide Strategic Plan, Strategy K-1: Ensure well maintained public facilities, rights-of-way, and parks. This action also contributes to fulfilling Long Term Goal K: Designing, building, operating, maintaining, stewarding and enhancing Antioch's assets and resources in partnership with the community; and Long Term Goal J: Provide outstanding parks and recreation facilities and programs for the community.

FISCAL IMPACT

Adoption of the Engineer's Report provides Lighting and Landscape District assessments totaling approximately \$2,158,851 for maintenance in defined areas of the City. Failure to adopt some or all of the report would result in the loss of significant funding for that maintenance.

DISCUSSION

At its May 10, 2016 meeting, Council accepted the Fiscal Year 2016-17 (FY 16-17) Consolidated Street Light and Landscape Maintenance District (SLLMD) Engineer's Report and set June 28th, 2016 as the date for the public hearing for the Ordering of Improvements and Levy of Assessments for Landscape Maintenance Districts for FY 16-17. Staff recognized that the required 45-day posting period could not be met; therefore, the public hearing needed to be rescheduled. At its May 24, 2016 meeting,

Council rescinded Resolution No. 2016/41 and reset the public hearing for July 26, 2016.

This year's recommended Engineer's Report continues with Council's previous direction by utilizing an estimated fund balance of \$1,020,588 to reduce the General Fund contribution, where possible, and by applying assessments first to Administration costs, followed by Local Landscaping; then Arterial Medians; and finally Parks.

Note that under enabling legislation (Landscape and Lighting Act of 1972), there is no requirement to show a General Fund contribution in the Engineer's Report. The inclusion of General Fund contributions was requested by Council in FY 2000-01 and has continued per City Council direction with the budget study sessions. A discussion on how to apply or even the use of General Fund contributions is not an element Council needs to consider in ratifying this report and approving the attached resolution for the levy of assessments in order to meet the Contra Costa County Auditor's Office submittal deadline of August 10, 2016.

ATTACHMENTS

- A. Resolution and Exhibit – Consolidated Engineer's Report (as approved May 10th 2016)
- B. Street Light and Landscape Maintenance District Boundary Map

RESOLUTION NO. 2016/**

RESOLUTION OF THE CITY COUNCIL OF THE CITY OF ANTIOCH ORDERING IMPROVEMENTS AND LEVYING ANNUAL ASSESSMENTS FOR LANDSCAPE MAINTENANCE DISTRICTS 1 – HILLCREST; 2A – ANTIOCH/CITY WIDE; 4 – DOWNTOWN; 5 – ALMONDRIDGE; 9 – LONE TREE WAY; and 10 – EAST LONE TREE WAY FOR THE 2016/2017 FISCAL YEAR (PW 500)

BE IT RESOLVED by the City Council of the City of Antioch as follows:

1. On March 22, 2016 the City Council directed the Engineer to prepare a consolidated report for the various landscape maintenance districts as specified in the report. The improvements are generally described as follows: maintaining and servicing public landscaping including roadside and medians on arterial, collector and local streets, cul-de-sacs, landscaped trails and open space, and maintaining and servicing weed abatement for publicly-owned open space parcels.
2. On May 10, 2016 the Council adopted Resolution 2016/41, approving the consolidated report prepared by the Engineer and setting a public hearing thereon.
3. On May 28, 2016 the Council rescinded Resolution 2016/41 and adopted Resolution 2016/49 which set a new date for the public hearing for July 26, 2016. Notice of the meeting and hearing were given as required by law.
4. At the time and place for which notice was given, the City Council conducted a public hearing, and gave every interested person an opportunity to make oral statements or to submit written protests regarding the proceedings.
5. The City Council considered all staff reports, oral statements, engineer reports and written protests and comments that were submitted.
6. The City Council confirms the report and diagram and assessments contained in the Engineer's Report, which is attached and incorporated as Exhibit A.
7. The City Council finds that no majority protest was made as to any zone to receive an assessment.
8. The City Council finds that the Engineer, in the report, has fairly and properly apportioned the cost of improvements of each parcel of land in the assessment districts and zones in proportion to the estimated special benefits to be received by each parcel, respectively, from the improvements, and that the proportionate special benefit derived by each identified parcel has been determined in relationship to the entirety of the capital or maintenance cost of the public

RESOLUTION NO. 2016/**

July 26, 2016

Page 2

improvements or services being provided. The City Council hereby confirms and levies, as modified, each individual assessment as stated in the report.

* * * * *

I HEREBY CERTIFY that the foregoing resolution was adopted by the City Council of the City of Antioch at a regular meeting thereof held on the 26th day of July, 2016 by the following vote:

AYES:

NOES:

ABSENT:

ARNE SIMONSEN
CITY CLERK OF THE CITY OF ANTIOCH

ATTACHMENT "A"



CITY OF ANTIOCH
CONTRA COSTA COUNTY, CALIFORNIA

CONSOLIDATED ENGINEER'S REPORT
FOR THE
CITY OF ANTIOCH
STREET LIGHT AND LANDSCAPE MAINTENANCE
DISTRICT NUMBERS 1, 2A, 4, 5, 9, AND 10
AND THE
LEVY OF THE ANNUAL ASSESSMENT
FOR THE 2016/17 FISCAL YEAR

City of Antioch

May 10th, 2016

Prepared by
City of Antioch
City Engineer
Rowland E. Bernal Jr., P.E.
Lynne B. Filson, P.E., L.S., T.E.
Philip Hoffmeister, Administrative Analyst

STREET LIGHT AND LANDSCAPE MAINTENANCE DISTRICT
NUMBERS 1, 2A, 4, 5, 9, AND 10
(Pursuant to the Landscaping and Lighting Act of 1972 and Proposition 218)

The undersigned respectfully submit the enclosed Engineer's Report as directed by the City Council.

Dated 5/4/16



Rowland E. Bernal Jr.
Rowland E. Bernal Jr., P.E.
License Expires 12/31/16

I HEREBY CERTIFY that the enclosed Engineer's Report, together with Assessment and Assessment Diagram thereto attached, was filed with me on the 10th day of May, 2016.

Arne Simonsen
Arne Simonsen, City Clerk
City of Antioch
Contra Costa County, California

I HEREBY CERTIFY that the enclosed Engineer's Report, together with Assessment and Assessment Diagram thereto attached, was approved and confirmed by the City Council of the City of Antioch, California on the ____ day of _____, 2016.

Arne Simonsen
Arne Simonsen, City Clerk
City of Antioch
Contra Costa County, California

I HEREBY CERTIFY that the enclosed Engineer's Report, together with Assessment and Assessment Diagram thereto attached, was filed with the County Auditor of the County of Contra Costa, California on the ____ day of _____, 2016.

Arne Simonsen
Arne Simonsen, City Clerk
City of Antioch
Contra Costa County, California

By _____

Date _____

TABLE OF CONTENTS

I.	<u>INTRODUCTION</u>	1
	A. <u>Preamble</u>	1
	B. <u>Enabling Legislation</u>	2
	C. <u>Consolidated Engineer's Report</u>	2
II.	<u>ASSESSMENT DIAGRAM</u>	3
	A. <u>Assessment Districts</u>	3
	B. <u>Zone Boundaries</u>	3
III.	<u>DESCRIPTION OF IMPROVEMENTS</u>	4
IV.	<u>COST ESTIMATES</u>	5
V.	<u>ASSESSMENT METHODS</u>	41
VI.	<u>SUMMARY OF ASSESSMENTS</u>	41
VII.	<u>ASSESSMENT ROLL</u>	41

I. INTRODUCTION

A. Preamble

In March 2001, Council considered a "reorganized" Street Light and Landscape Maintenance District (SLLMD) that would have created a single citywide District, subdivided into multiple benefit zones. In accordance with Proposition 218, ballots were sent to property owners for their approval/disapproval of that reorganized district. The result of that election was a majority "No" vote defeating the proposal. At its meeting on June 26, 2001, Council voted to approve the "Existing Light and Landscape Maintenance District", and that assessments could be levied only up to the "base assessments" for each parcel as recorded in Fiscal Year (FY) 2000-2001, (Resolution 2001/63). Since June 2001, new districts and zones have been formed that established a base rate plus an inflationary adjustment equal to the San Francisco Consumer Price Index (CPI) increase for the preceding twelve-month period.

As indicated in previous Engineer's Reports, most districts and zones did not collect sufficient assessments to finance estimated maintenance costs. Shortfalls were covered by contributions by the City General Fund. In FY 2003-04 Staff presented Council options for increasing assessments to their maximum base rates to reduce those shortfalls. In June 2003, Council decided to increase assessments to their respective maximum base assessments over a 3-year period. The final increment was approved by Council for FY 2005-06; however, some shortfalls remain. Those shortfalls continue to shown as paid by a contribution from the General Fund.

This Annual Consolidated Street Light and Landscape Maintenance Districts Engineer's Report continues with Council direction and presents maintenance costs for the existing lighting and landscaping districts and zones and assessments.

B. Enabling Legislation

Prior to November 1996, the City of Antioch Street Light and Landscape Maintenance Districts were governed only by the Landscaping and Lighting Act of 1972 (Streets and Highways Code Section 22500, and following) which allows a municipality or other local public agency to establish a special assessment district to raise funds for installing, maintaining and servicing public lighting, landscaping, park and recreational facilities. The revenue to pay for these improvements came from special assessments levied on the land benefiting from the improvements. The local legislative body set the assessment each year after receiving an Engineer's Report and holding a public hearing. The assessments were collected as a separately stated item on the county tax bill.

During that period, the City Council took five basic steps to levy the assessment:

- Adopt a Resolution Directing Filing of Annual Engineer's Report
- Preliminarily Approve the Engineer's Report
- Adopt a Resolution of Intention to Order Improvements
- Conduct a Public Hearing

- Adopt a Resolution Confirming the Diagram and Assessment and Levying the Annual Assessment.

A certified copy of the Engineer's Report and a computer data tape containing the assessment roll were then submitted to the Contra Costa County Auditor for collection of the approved assessments.

With the passage of Proposition 218 in November of 1996, additional actions were required to impose new, or increase existing, assessments. Proposition 218 also exempted "Any assessment imposed pursuant to a petition signed by persons owning all of the parcels subject to the assessment at the time the assessment is initially imposed." For the City of Antioch, the City Attorney has determined that the base amount of assessment that was in effect at the time a new development petitioned for annexation into the district is excluded from the provisions of Proposition 218.

C. Consolidated Engineer's Report

This Consolidated Engineer's Report recommends an assessment for parcels within each of the six Districts in the City of Antioch that are subject to an assessment, up to the base amount. The recommended assessments are based on estimates of the benefits to be received by each assessable parcel for District landscaping and recreational improvements. The benefit estimates are used to apportion costs to each assessable parcel, up to the maximum amount each parcel may be assessed without exceeding the base amount.

The 1972 Act does not specify a method or formula for apportioning costs. The assessment may be apportioned by any formula or method that fairly distributes the costs among all assessable lots or parcels.

This report summarizes the proposed assessment methods and the resulting assessments recommended. The report includes the following:

- Assessment Diagram
- Description of Improvements
- Estimate of Operation and Maintenance costs for FY 2016/2017
- Description of Assessment Methodology
- Summary of Recommended Assessments
- Assessment Roll

II. ASSESSMENT DIAGRAM

A. Assessment Districts

This Consolidated Engineer's Report covers each of the six Street Lighting and Landscape Maintenance Districts within the City of Antioch. Collectively, these six

Districts encompass the entire area of the City that benefits from the improvements to be maintained. The Number and common name of each District is listed below:

**TABLE 1
DISTRICT NUMBERS AND COMMON NAMES**

District Number	Common Name
1	Hillcrest Avenue
2A	Antioch or City-wide
4	Downtown
5	Almondridge
9	Lone Tree Way
10	East Lone Tree Way

District boundaries are depicted on the Assessment Diagram on file with the City of Antioch. The Assessment Diagram shows District boundaries, benefit zone boundaries, and City streets. For a description of lines and dimensions of each lot or parcel within the District, the reader is referred to the Assessor's parcel maps on file at the County Assessor's office. The Assessor's parcel maps are incorporated by reference into the Assessment Diagram. The Assessor's parcel number is adopted as the distinctive designation of each lot or parcel.

B. Zone Boundaries

The Districts are subdivided into one or more benefit zones. These benefit zones indicate areas within which parcels of similar use receive approximately equivalent benefits from District improvements. The dividing lines between benefit zones coincide with major arterial streets or other major facilities (i.e. canal, freeway). Refer to the Assessment Diagram for a description of the zone boundaries.

III. DESCRIPTION OF IMPROVEMENTS

This Section describes the public improvements to be installed, operated, serviced and maintained by the District.

District improvements are generally described as operating, servicing, maintaining, repairing and replacing the following: public landscaping, including improvements for standard City of Antioch cul-de-sacs; public medians, rights-of-way and park sites; weed abatement for publicly owned open space parcels.

PARKS: The cost of contract maintenance and/or City work for maintenance of the neighborhood and community parks listed in Table 2. Park improvements to be maintained include, but are not limited to, tot lots, picnic facilities, landscaping and lighting, and the cost of utilities serving the park.

LOCAL LANDSCAPING: Includes the costs of pruning, irrigation, maintenance planting, debris removal and clean up along the City's trails, cul-de-sac bulbs, and local and collector streets. It also includes both contract and City work associated with weed abatement and the maintenance of firebreaks. Localized landscaping improvements including planters, trees in the public right-of-way, sound walls and entry signs are also maintained under this class of improvement.

MAJOR MEDIAN AND ROADSIDE LANDSCAPING: Includes the costs of pruning, irrigation, maintenance planting, debris removal and clean up along the City's arterial roadway system. Roadways included in this system are A Street, Buchanan Road, Contra Loma Boulevard, Dallas Ranch Road, Davison Drive, Deer Valley Road, Delta Fair Boulevard, East Eighteenth Street, Hillcrest Avenue, James Donlon Boulevard, L Street, Laurel Avenue, Lone Tree Way, Prewett Ranch Road, Somersville Road, West Fourth Street, West Tenth Street, and Wilbur Avenue.

PROGRAM ADMINISTRATION: Includes the costs of acquiring and maintaining equipment necessary to operate the program and conduct maintenance activities and the work of management staff that provide program oversight, scheduling, budgeting and coordination for special work groups.

**TABLE 2
NEIGHBORHOOD AND COMMUNITY PARKS**

District Number	Common Name
1-1	Hillcrest Park
	Nelson Ranch Park
1-2	Country Manor Park
	Deerfield Park
	Knoll Park
	Prewett Community Park
1-4	Meadow Creek Park
2A-1	Contra Loma Estates Park
	Fairview Park
	Prosserville Park
2A-2	City Park
2A-3	Jacobsen Park
	Meadowbrook Park
2A-4	Harbour Park
	Mountaire Park
2A-5	Chichibu Park
2A-6	Canal Park
	Gentrytown Park
	Mira Vista Park
	Village East Park

2A-7	Marchetti Park
2A-8	Antioch Community Park
	Mira Vista Hills Park
2A-9	Eaglesridge Park
2A-10	Markley Creek Park
4-1	--
5-1	Almondridge Park
9-1	Williamson Ranch Park
	Chaparral Park
9-2	Diablo West Park
9-3	Hansen Park
	Dallas Ranch Park
9-4	Heidorn Park
10	--

IV. COST ESTIMATES

Cost estimates for operating, maintaining, servicing, installing, repairing, replacing and upgrading lighting, landscaping, parks and recreational improvements are provided by the City of Antioch. Tables 3 through 22 present cost estimates for each benefit area.

Table 3
COST ESTIMATE -- 2016/2017
District 1, Zone 1 -- Hillcrest Avenue District

The following schedule shows the allocation of costs to be spread to this District/Zone (254-4541)

		Base Rate Benefit Units 1,681	
MAINTENANCE AND SERVICES:	Total Cost	District Need	Assessments Applied
Parks	\$133,106	\$133,106	\$0
Arterial Medians and Roadside	\$29,777	\$29,777	\$0
Local Landscaping, Trails, Open Space	\$226,355	\$61,909	\$164,446
Administration	\$110,617	\$0	\$110,617
SUBTOTAL:	\$499,854	\$224,791	\$275,063
535 Parcels Assessed at \$216 per unit =			\$115,560
413 Parcels Assessed at \$190 per unit =			\$78,470
283 Parcels Assessed at \$165 per unit =			\$46,695
207 Parcels Assessed at \$94 per unit =			\$19,458
131 Parcels Assessed at \$64 per unit =			\$8,384
112 Parcels Assessed at \$58 per unit =			\$6,496
TOTAL ASSESSED:			\$275,063
Ending FY15/16 Fund Balance (Estimated):			\$144,059
GENERAL FUND PORTION OF MAINTENANCE COST:			\$80,732

District/Zone Benefits:

Parks: Hillcrest, Nelson Ranch

Arterial Landscaping: Hillcrest Avenue

Roadway Landscaping: Larkspur Drive, Wild Horse Road and cul-de-sac bulbs

Miscellaneous: Open space and trails

AA

Table 3A
District 1, Zone 1
Base Assessment Allocation

Dist/Zone	Sub'd	Tract	Benefit Units	Base Fee	FY 15-16 Assmnt	FY16-17 Assessment
1-1	California Terrace	7222	123	165	165	165
1-1	Hillcrest Subd Un 1	5653	221	190	190	190
1-1	Hillcrest Subd Un 2	6067	83	190	190	190
1-1	Hillcrest Subd Un 3	6068	61	190	190	190
1-1	Nelson Ranch I	6893	102	216	216	216
1-1	Nelson Ranch II	8850	128	216	216	216
1-1	Nelson Ranch III	8851	138	216	216	216
1-1	Northwood Downs 1	6429	81	58	58	58
1-1	Northwood Downs 2	6564	31	58	58	58
1-1	Northwood Downs 3	6565	76	64	64	64
1-1	Ridgeview Un 1	6262	48	190	190	190
1-1	Ridgeview Un 2	6264	55	64	64	64
1-1	Viera Ranch 1-1	6855	172	94	94	94
1-1	Viera Ranch 1-2	7180	116	165	165	165
1-1	Viera Ranch 1-3	7181	69	216	216	216
1-1	Viera Ranch 2-1	6925	44	165	165	165
1-1	Viera Ranch 2-2	7219	49	216	216	216
1-1	Viera Ranch 2-3	7220	49	216	216	216
1-1	Viera Ranch 3	6943	35	94	94	94

Total: 1,681 275,063

Note: Values in the "FY 16-17 Assessment" column are for the forthcoming Fiscal Year. Assessments for the previous year (FY 15-16) are included for comparison.

Table 4
COST ESTIMATE -- 2016/2017
District 1, Zone 2 -- Hillcrest Avenue District

The following schedule shows the allocation of costs to be spread to this District/Zone (254-4542)

	Base Rate Benefit Units 3,237		
	Total Cost	District Need	Assessments Applied
MAINTENANCE AND SERVICES:			
Parks	\$187,945	\$187,945	\$0
Arterial Medians and Roadside	\$96,005	\$20,903	\$75,101
Local Landscaping, Trails, Open Space	\$211,584	\$0	\$211,584
Administration	\$76,540	\$0	\$76,540
SUBTOTAL:	\$572,074	\$208,848	\$363,226

882	Parcels Assessed at	\$216.00	per unit =	\$190,512
88	Parcels Assessed at	\$158.00	per unit =	\$13,904
1290	Parcels Assessed at	\$82.00	per unit =	\$105,780
53	Parcels Assessed at	\$76.00	per unit =	\$4,028
184	Parcels Assessed at	\$69.00	per unit =	\$12,696
52	Parcels Assessed at	\$56.00	per unit =	\$2,912
64	Parcels Assessed at	\$151.20	per unit =	\$9,676
458	Parcels Assessed at	\$42.00	per unit =	\$19,236
166	Parcels Assessed at	\$27.00	per unit =	\$4,482

TOTAL ASSESSED:

\$363,226

Ending FY15/16 Fund Balance (Estimated):

\$50,957

GENERAL FUND PORTION OF MAINTENANCE COST:

\$157,890

District/Zone Benefits:

Parks: Country Manor, Deerfield Mini, Knoll, Prewett Water Park
 Arterial Landscaping: Hillcrest Avenue, Lone Tree Way and Deer Valley Road
 Roadway Landscaping: Via Dora, Country Hills, Asilomar Drive and cul-de-sac bulbs
 Miscellaneous: open space and trails

All

Table 4A
 District 1, Zone 2
 Base Assessment Allocation

Dist/Zone	Sub'd	Tract	Benefit Units	Base Fee	FY 15-16 Assmnt	FY16-17 Assessment
1-2	Bear Ridge Un 1	7145	93	216	216.00	216.00
1-2	Bear Ridge Un 2	7251	79	216	216.00	216.00
1-2	Country Hills	6800	243	82	82.00	82.00
1-2	Country Manor Un 1	5891	69	69	69.00	69.00
1-2	Country Manor Condos	6657	233	82	82.00	82.00
1-2	Country Manor Un 2	6178	54	69	69.00	69.00
1-2	Country Manor Un 3	6179	61	69	69.00	69.00
1-2	Country Manor Un 4	6180	71	82	82.00	82.00
1-2	Country Manor Un 5	6181	18	82	82.00	82.00
1-2	Country Manor Un 6	6256	19	82	82.00	82.00
1-2	Country Manor Un 7R	6653	101	82	82.00	82.00
1-2	Deer Park Un 1	6899	204	42	42	42.00
1-2	Deer Park Un 4	7569	38	216	216.00	216.00
1-2	Deer Park Un 5	7847	38	216	216.00	216.00
1-2	Deer Park Un 6	7848	34	216	216.00	216.00
1-2	Deer Park Un 7	7281	35	216	216.00	216.00
1-2	Deerfield Un 1	6732	113	27	27	27.00
1-2	Deerfield Un 2	6733	53	27	27	27.00
1-2	Deerfield Un 3	6818	138	82	82.00	82.00
1-2	Deerfield Un 4	6817	150	82	82.00	82.00
1-2	Deerfield Un 5	6908	32	42	42	42.00
1-2	Deerfield Un 6	7283	53	76	76.00	76.00
1-2	Deerfield Un 7	7281	67	216	216.00	216.00
1-2	Deerfield Un 8	7286	60	216	216.00	216.00
1-2	Deerfield Un 9	7284	47	158	158.00	158.00
1-2	Deerfield Un 10	7285	52	56	56	56.00
1-2	Deerfield Un 11	7282	71	216	216.00	216.00
1-2	Hillcrest View Apts	-	64	151.20	151.20	151.20
1-2	Ho Property Un 1	7973	41	158	158.00	158.00
1-2	Ho Property Un 2	7974	65	216	216.00	216.00
1-2	Ho Property Un 8	8230	79	216	216.00	216.00
1-2	Ho Property Un 9	8231	80	216	216.00	216.00
1-2	Ho Property Un 10	8232	54	216	216.00	216.00
1-2	Parkside Un 1	6975	158	82	82.00	82.00
1-2	Parkside Un 2	7104	101	42	42	42.00
1-2	Shelbourne Un 1	7019	121	42	42	42.00
1-2	Shelbourne Un 2	7218	89	216	216.00	216.00
1-2	Sterling Gate Un 1	6616	76	82	82.00	82.00
1-2	Sterling Gate Un 2	6928	83	82	82.00	82.00

Total: 3237 363,226.80

AIZ

Table 5
COST ESTIMATE -- 2016/2017
District 1, Zone 4 -- Hillcrest Avenue District

The following schedule shows the allocation of costs to be spread to this District/Zone (254-4544)

		Base Rate Benefit Units 1,607		
MAINTENANCE AND SERVICES:		Total Cost	District Need	Assessments Applied
Parks		\$33,985	\$33,985	\$0
Arterial Medians and Roadside		\$32,509	\$32,509	\$0
Local Landscaping, Trails, Open Space		\$157,583	\$61,507	\$96,076
Administration		\$89,745	\$0	\$89,745
SUBTOTAL:		\$313,822	\$128,001	\$185,821
				\$185,821
350	Parcels Assessed at \$193.00 per unit =			\$67,550
119	Parcels Assessed at \$167.00 per unit =			\$19,873
344	Parcels Assessed at \$216.00 per unit =			\$74,304
117	Parcels Assessed at \$44.00 per unit =			\$5,148
225	Parcels Assessed at \$38.00 per unit =			\$8,550
452	Parcels Assessed at \$23.00 per unit =			\$10,396
TOTAL ASSESSED:				\$185,821
Ending FY15/16 Fund Balance (Estimated):				\$52,172
GENERAL FUND PORTION OF MAINTENANCE COST:				\$75,829

District/Zone Benefits:

Parks: Meadow Creek Estates

Arterial Landscaping: Hillcrest Avenue and Lone Tree Way

Roadway Landscaping: Laurel Road, Country Hills Drive and cul-de-sac bulbs

Miscellaneous: Open space and trails

Table 5A
District 1, Zone 4
Base Assessment Allocation

Dist/Zone	Sub'd	Tract	Benefit Units	Base Fee	FY 15-16 Assmnt	FY16-17 Assessment
1-4	Canada Hills Un 1	6898	147	23	23	23
1-4	Canada Hills Un 2	7130	99	23	23	23
1-4	Canada Hills Un 3	7341	111	38	38	38
1-4	Canada Hills Un 4	7458	47	193	193	193
1-4	Canada Hills Un 5	7761	40	193	193	193
1-4	Canada Hills Un 6	7460	81	193	193	193
1-4	Canada Hills Un 7	7459	122	193	193	193
1-4	Hidden Glen Un1	6909	89	23	23	23
1-4	Hidden Glen Un 2	7505	81	216	216	216
1-4	Hidden Glen Un 3	8387	75	216	216	216
1-4	Hidden Glen Un 4	8388	126	216	216	216
1-4	Meadow Crk Est. 1	6930	117	23	23	23
1-4	Meadow Crk Est. 2	7123	114	38	38	38
1-4	Meadow Crk Est. 3	7124	117	44	44	44
1-4	Meadow Crk Est. 4	7125	119	167	167	167
1-4	Meadow Crk Est. 5	7867	60	193	193	193
1-4	Viera Ranch 2-2	7219	18	216	216	216
1-4	Viera Ranch 2-3	7220	44	216	216	216

Total: 1,607 185,821

Table 6
COST ESTIMATE -- 2016/2017
District 2A, Zone 1 -- Citywide District

The following schedule shows the allocation of costs to be spread to this District/Zone (256-4561)

		Base Rate Benefit Units 0	
MAINTENANCE AND SERVICES:	Total Cost	District Need	Assessments Applied
Parks	\$71,840	\$71,840	\$0
Arterial Medians and Roadside	\$32,440	\$32,440	\$0
Local Landscaping, Trails, Open Space	\$0	\$0	\$0
Administration	\$0	\$0	\$0
SUBTOTAL:	\$104,280	\$104,280	\$0
TOTAL ASSESSED:			\$0
Ending FY15/16 Fund Balance (Estimated):			\$0
GENERAL FUND PORTION OF MAINTENANCE COST:			\$104,280

District/Zone Benefits:

Parks: Contra Loma, Fairview, Prosserville
 Arterial Somersville Road, L Street, Fourth Street, West Tenth Street
 Roadway Landscaping: Sycamore Drive, G Street and cul-de-sac bulbs
 Miscellaneous: open space and trails

Table 7
COST ESTIMATE -- 2016/2017
District 2A, Zone 2 -- Citywide District

The following schedule shows the allocation of costs to be spread to this District/Zone (256-4562)

		Base Rate Benefit Units 0	
MAINTENANCE AND SERVICES:	Total Cost	District Need	Assessed
Parks	\$33,918	\$33,918	\$0
Arterial Medians and Roadside	\$6,982	\$6,982	\$0
Local Landscaping, Trails, Open Space	\$0	\$0	\$0
Administration	\$0	\$0	\$0
SUBTOTAL:	\$40,900	\$40,900	\$0
TOTAL ASSESSED:			\$0
Ending FY15/16 Fund Balance (Estimated):			\$0
GENERAL FUND PORTION OF MAINTENANCE COST:			\$40,900

District/Zone Benefits:

Parks: City Park

Arterial: A Street

Roadway Landscaping: Merrill Drive, G Street and Cavallo Road roadside and cul-de-sac bulbs

Miscellaneous: open space and trails

Table 8
COST ESTIMATE -- 2016/2017
District 2A, Zone 3 -- Citywide District

The following schedule shows the allocation of costs to be spread to this District/Zone (256-4563)

		Base Rate Benefit Units 230	
		District Need	Assessments Applied
MAINTENANCE AND SERVICES:			
Parks	\$42,304	\$42,304	\$0
Arterial Medians and Roadside	\$17,486	\$17,486	\$0
Local Landscaping, Trails, Open Space	\$19,464	\$18,893	\$570
Administration	\$13,926	\$0	\$13,926
SUBTOTAL:	\$93,180	\$78,684	\$14,496
			\$12,408
188 Parcels Assessed at \$66.00 per unit =			\$12,408
36 Parcels Assessed at \$22 per unit =			\$792
6 Parcels Assessed at \$216 per unit =			\$1,296
TOTAL ASSESSED:			\$14,496
Ending FY15/16 Fund Balance (Estimated):			\$28,450
GENERAL FUND PORTION OF MAINTENANCE COST:			\$50,234

District/Zone Benefits:

Parks: Jacobsen, Meadowbrook

Arterial: East 18th Street and Wilbur Avenue

Roadway Landscaping: Cavallo Road and cul-de-sac bulbs

Miscellaneous: open space and trails

A17

Table 8A
 District 2A, Zone 3
 Base Assessment Allocation

Dist/Zone	Sub'd	Tract	Benefit Units	Base Fee	FY 15-16 Assmnt	FY16-17 Assessment
2A-3	Lakeshore Apt.	6770	188	66	66	66
2A-3	Terrace Gardens	5582	36	22	22	22
2A-3	Bermuda Way	8848	6	216	216	216
Total:			230			14,496

Table 9
COST ESTIMATE -- 2016/2017
District 2A, Zone 4 -- Citywide District

The following schedule shows the allocation of costs to be spread to this District/Zone (256-4564)

		Base Rate Benefit Units 337	
MAINTENANCE AND SERVICES:	Total Cost	District Need	Assessments Applied
Parks	\$83,140	\$83,140	\$0
Arterial Medians and Roadside	\$42,693	\$42,693	\$0
Local Landscaping, Trails, Open Space	\$21,237	\$12,875	\$8,361
Administration	\$4,555	\$0	\$4,555
SUBTOTAL:	\$151,624	\$138,708	\$12,916
171 Parcels Assessed at \$60 per unit =			\$10,260
166 Parcels Assessed at \$16 per unit =			\$2,656
TOTAL ASSESSED:			\$12,916
Ending FY15/16 Fund Balance (Estimated):			\$13,971
GENERAL FUND PORTION OF MAINTENANCE COST:			\$124,738

District/Zone Benefits:

Parks: Harbour, Mountaire
 Arterial: Lone Tree Way, Davison Drive and Hillcrest Avenue
 Roadway Landscaping: Cul-de-sac bulbs
 Miscellaneous: open space and trails

Table 9A
 District 2A, Zone 4
 Base Assessment Allocation

Dist/Zone	Sub'd	Tract	Benefit Units	Base Fee	FY 15-16 Assmnt	FY16-17 Assessment
2A-4	Hillcrest Estates	5494	54	60	60	60
2A-4	Hillcrest Estates Un 2	6184	53	60	60	60
2A-4	Brookside Estates	7155	166	16	16	16
2A-4	Shelbourne Un 3	7294	64	60	60	60
Total:			337			12,916

Table 10
COST ESTIMATE -- 2016/2017
District 2A, Zone 5 -- Citywide District

The following schedule shows the allocation of costs to be spread to this District/Zone (256-4565)

		Base Rate Benefit Units 13	
	Total Cost	District Need	Assessments Applied
MAINTENANCE AND SERVICES:			
Parks	\$45,352	\$45,352	\$0
Arterial Medians and Roadside	\$44,597	\$44,597	\$0
Local Landscaping, Trails, Open Space	\$39,788	\$39,788	\$0
Administration	\$20,315	\$18,823	\$1,492
SUBTOTAL:	\$150,051	\$148,559	\$1,492
			\$556
4 Parcels Assessed at \$139 per unit =			\$936
9 Parcels Assessed at \$104 per unit =			\$1,492
TOTAL ASSESSED:			\$1,492
Ending FY15/16 Fund Balance (Estimated):			\$16,907
GENERAL FUND PORTION OF MAINTENANCE COST:			\$131,652

District/Zone Benefits:

Parks: Chichibu

Arterial: Lone Tree Way, James Donlon Boulevard, Contra Loma Boulevard

Roadway Landscaping: Cul-de-sac bulbs

Miscellaneous: open space and trails

AZI

Table 10A
 District 2A, Zone 5
 Base Assessment Allocation

Dist/Zone	Sub'd	Tract	Benefit Units	Base Fee	FY 15-16 Assmnt	FY16-17 Assessment
2A-5	Wilhelm Sub'd	7121	4	139	139	139
2A-5	Wilhelm Sub'd	7412	9	104	104	104
Total:			13			1,492

Table 11
COST ESTIMATE -- 2016/2017
District 2A, Zone 6 -- Citywide District

The following schedule shows the allocation of costs to be spread to this District/Zone (256-4566)

		Base Rate Benefit Units 274	
		District Need	Assessments Applied
MAINTENANCE AND SERVICES:			
Parks	\$178,372	\$178,372	\$0
Arterial Medians and Roadside	\$54,117	\$54,117	\$0
Local Landscaping, Trails, Open Space	\$61,498	\$41,730	\$19,768
Administration	\$8,814	\$0	\$8,814
SUBTOTAL:	\$302,801	\$274,219	\$28,582
			\$20,572
148 Parcels Assessed at \$139 per unit =			\$20,572
18 Parcels Assessed at \$103 per unit =			\$1,854
108 Parcels Assessed at \$57 per unit =			\$6,156
TOTAL ASSESSED:			\$28,582
Ending FY15/16 Fund Balance (Estimated):			\$21,207
GENERAL FUND PORTION OF MAINTENANCE COST:			\$253,012

District/Zone Benefits:

Parks: Canal, Gentrytown, Mira Vista, Village East

Arterial: Somersville Road, Buchanan Road, James Donlon Boulevard, Contra Loma Boulevard

Roadway Landscaping: Putnam Street, Johnson Drive and Cul-de-sac bulbs

Miscellaneous: open space and trails

ALB

Table 11A
 District 2A, Zone 6
 Base Assessment Allocation

Dist/Zone	Sub'd	Tract	Benefit Units	Base Fee	FY 15-16 Assmnt	FY16-17 Assessment
2A-6	California Gables	7105	148	139	139	139
2A-6	Centennial Park	6812	108	57	57	57
2A-6	Mira Vista Un 11	7034	18	103	103	103
Total:			274			28,582

AZU

Table 12
COST ESTIMATE -- 2016/2017
District 2A, Zone 7 -- Citywide District

The following schedule shows the allocation of costs to be spread to this District/Zone (256-4567)

		Base Rate Benefit Units 0	
		District Need	Assements Applied
MAINTENANCE AND SERVICES:		Total Cost	
Parks	\$32,546	\$32,546	\$0
Arterial Medians and Roadside	\$18,061	\$18,061	\$0
Local Landscaping, Trails, Open Space	\$0	\$0	\$0
Administration	\$0	\$0	\$0
SUBTOTAL:	\$50,607	\$50,607	\$0
TOTAL ASSESSED:			\$0
Ending FY15/16 Fund Balance (Estimated):			\$0
GENERAL FUND PORTION OF MAINTENANCE COST:			\$50,607

District/Zone Benefits:

Parks: Marchetti

Arterial: Somersville Road, Delta Fair Boulevard

Roadway Landscaping: None

Miscellaneous: open space and trails

A25

Table 13
COST ESTIMATE -- 2016/2017
District 2A, Zone 8 -- Citywide District

The following schedule shows the allocation of costs to be spread to this District/Zone (256-4568)

		Base Rate Benefit Units 426	
		District Need	Assessments Applied
MAINTENANCE AND SERVICES:			
Parks	\$227,634	\$227,634	\$0
Arterial Medians and Roadside	\$32,357	\$32,357	\$0
Local Landscaping, Trails, Open Space	\$48,756	\$6,232	\$42,524
Administration	\$32,242	\$0	\$32,242
SUBTOTAL:	\$340,989	\$266,223	\$74,766
			\$74,766
261 Parcels Assessed at	\$216.00	per unit =	\$56,376
120 Parcels Assessed at	\$129	per unit =	\$15,480
5 Parcels Assessed at	\$118	per unit =	\$590
40 Parcels Assessed at	\$58	per unit =	\$2,320
TOTAL ASSESSED:			\$74,766
Ending FY15/16 Fund Balance (Estimated):			\$14,321
GENERAL FUND PORTION OF MAINTENANCE COST:			\$251,902

District/Zone Benefits:

- Parks: Mira Vista Hills, Antioch Community Park
- Arterial: James Donlon Boulevard
- Roadway Landscaping: Cul-de-sac bulbs
- Miscellaneous: open space and trails

AZL

Table 14
COST ESTIMATE -- 2016/2017
District 2A, Zone 9 -- Citywide District

The following schedule shows the allocation of costs to be spread to this District/Zone (256-4569)

		Base Rate Benefit Units	
		1,379	
MAINTENANCE AND SERVICES:	Total Cost	District Need	Assessments Applied
Parks	\$34,660	\$34,660	\$0
Arterial Medians and Roadside	\$58,270	\$58,270	\$0
Local Landscaping, Trails, Open Space	\$95,993	\$7,983	\$88,010
Administration	\$27,982	\$0	\$27,982
SUBTOTAL:	\$216,905	\$100,913	\$115,992
			\$9,792
68 Parcels Assessed at \$144 per unit =			\$23,490
174 Parcels Assessed at \$135 per unit =			\$47,736
442 Parcels Assessed at \$108 per unit =			\$13,054
122 Parcels Assessed at \$107 per unit =			\$2,516
34 Parcels Assessed at \$74 per unit =			\$19,404
539 Parcels Assessed at \$36 per unit =			\$115,992
TOTAL ASSESSED:			\$115,992
Ending FY15/16 Fund Balance (Estimated):			\$55,595
GENERAL FUND PORTION OF MAINTENANCE COST:			\$45,318

District/Zone Benefits:

Parks: Eaglesridge

Arterial: Lone Tree Way, Deer Valley Road

Roadway Landscaping: Ridgerock Drive, Asilomar, Country Hills Drive and cul-de-sac bulbs

Miscellaneous: Open space and trails

AZB

Table 14A
 District 2A, Zone 9
 Base Assessment Allocation

Dist/Zone	Sub'd	Tract	Benefit Units	Base Assmnt	FY 15-16 Assmnt	FY16-17 Assessment
2A-9	Eagles Ridge Un 1	5614	116	36	36	36
2A-9	Eagles Ridge Un 2	6162	151	36	36	36
2A-9	Eagles Ridge Un 3	6163	122	36	36	36
2A-9	Eagles Ridge Un 4	6164	150	36	36	36
2A-9	Deer Park Un 2	7290	68	144	144	144
2A-9	Deer Park Un 3	7291	94	135	135	135
2A-9	Lone Tree Est. Un 1	7079	122	107	107	107
2A-9	Lone Tree Est. Un 1A	7880	5	108	108	108
2A-9	Lone Tree Est. Un 2	7691	80	135	135	135
2A-9	Lone Tree Est. Un 3	7900	75	108	108	108
2A-9	Lone Tree Est. Un 4	8020	46	108	108	108
2A-9	Lone Tree Est. Un 5	8120	62	108	108	108
2A-9	Lone Tree Est. Un 6	8366	99	108	108	108
2A-9	Ho Sub'd, Un 3	7999	34	74	74	74
2A-9	Ho Sub'd, Un 4	8025	47	108	108	108
2A-9	Ho Sub'd, Un 5	8045	61	108	108	108
2A-9	Ho Sub'd, Un 6	8102	47	108	108	108

Total: 1,379 115,992

AZ9

Table 15
COST ESTIMATE -- 2016/2017
District 2A, Zone 10 -- Citywide District

The following schedule shows the allocation of costs to be spread to this District/Zone (256-4572)

	Base Rate Benefit Units		
	286 Residential 4 Commercial		
MAINTENANCE AND SERVICES:	Total Cost	District Need	Assessments Applied
Parks	\$32,469	\$10,040	\$22,429
Arterial Medians and Roadside	\$15,199	\$0	\$15,199
Local Landscaping, Trails, Open Space	\$122,406	\$0	\$122,406
Channel Maintenance	\$10,000	\$0	\$10,000
Administration	\$6,599	\$0	\$6,599
SUBTOTAL:	\$186,674	\$10,040	\$176,633
	286 Parcels Assessed at \$609.08 per unit =		\$174,197
	1 Commercial Parcel Assessed at \$609.08 per benefit unit =		\$2,436
TOTAL ASSESSED:			\$176,633
Ending FY15/16 Fund Balance (Estimated):			\$99,959
GENERAL FUND PORTION OF MAINTENANCE COST:			\$0

District/Zone Benefits:

- Parks: Markley Creek
- Arterial: James Donlan, Somersville
- Roadway Landscaping: cul-de-sac bulbs

A30

Table 15A
 District 2A, Zone 10
 Base Assessment Allocation

Dist/Zone	Sub'd	Tract	Benefit Units	Base Fee	FY 15-16 Assmnt	FY16-17 Assesment
2A-10	Black Diamond Ranch Un 1	7487	58	609.09	590.20	609.08
2A-10	Black Diamond Ranch Un 2	8585	117	609.09	590.20	609.08
2A-10	Black Diamond Ranch Un 3	8586	111	609.09	590.20	609.08
2A-10	Commerical Parcel	-	4	609.09	590.20	609.08
Total:			290			176,633

A31

Table 16
 COST ESTIMATE -- 2016/2017
 District 4, Zone 1 -- Downtown District

The following schedule shows the allocation of costs to be spread to this District/Zone (252-4521)

	Base Rate Benefit Units	
	Total Cost	District Need
		0
MAINTENANCE AND SERVICES:		Assessments Applied
Parks	\$0	\$0
Arterial Medians and Roadside	\$0	\$0
Local Landscaping, Trails, Open Space	\$99,329	\$99,329
Administration	\$636	\$636
SUBTOTAL:	\$99,965	\$99,965
TOTAL ASSESSED:		\$0
Ending FY15/16 Fund Balance (Estimated):		\$20,130
GENERAL FUND PORTION OF MAINTENANCE COST:		\$79,834
District/Zone Benefits:		
Roadway Landscaping: Waldie Plaza, Rivertown Promenade, public parking lots, A Street extension, train station		

A32

Table 17
COST ESTIMATE -- 2016/2017
District 5, Zone 1 -- Almondridge District

The following schedule shows the allocation of costs to be spread to this District/Zone (253-4531)

		Base Rate Benefit Units 560	
	Total Cost	District Need	Assessments Applied
MAINTENANCE AND SERVICES:			
Parks	\$66,068	\$13,381	\$52,687
Arterial Medians and Roadside	\$0	\$0	\$0
Local Landscaping, Trails, Open Space	\$47,421	\$0	\$47,421
Administration	\$8,814	\$0	\$8,814
SUBTOTAL:	\$122,303	\$13,381	\$108,922
			\$87,970
463 Parcels Assessed at \$190.00 per unit =			\$87,970
97 Parcels Assessed at \$216.00 per unit =			\$20,952
TOTAL ASSESSED:			\$108,922
Ending FY15/16 Fund Balance (Estimated):			\$70,438
GENERAL FUND PORTION OF MAINTENANCE COST:			\$0

District/Zone Benefits:

Parks: Almondridge

Arterial: None

Roadway Landscaping: Viera Avenue, Willow Avenue and cul-de-sac bulbs

Miscellaneous: open space and trails

A33

Table 17A
 District 5, Zone 1
 Base Assessment Allocation

Dist/Zone	Sub'd	Tract	Benefit Units	Base Fee	FY 15-16 Assmnt	FY16-17 Assessment
5-1	Almondridge West	6621	25	190	190	190.00
5-1	Almondridge Un 1	6109	93	190	190	190.00
5-1	Almondridge Un 2	6454	35	190	190	190.00
5-1	Almondridge Un 3	6788	50	190	190	190.00
5-1	Almondridge Un 4	6869	52	190	190	190.00
5-1	Almondridge Un 5	7190	96	190	190	190.00
5-1	Almondridge Un 6	7411	48	190	190	190.00
5-1	Almondridge Un 9	7673	35	190	190	190.00
5-1	Almondridge Un 11	7901	25	190	190	190.00
5-1	Almondridge Un 12	8065	4	190	190	190.00
5-1	Oakley Knolls	8501	16	216	216	216.00
5-1	Almondridge East	8880	81	216	-	216.00

Total:

560

108,922

A34

Table 18
COST ESTIMATE -- 2016/2017
District 9, Zone 1 -- Lone Tree District

The following schedule shows the allocation of costs to be spread to this District/Zone (251-4511)

		Base Rate Benefit Units 1,200	
		District Need	Assessments Applied
MAINTENANCE AND SERVICES:			
Parks	\$72,050	\$72,050	\$0
Arterial Medians and Roadside	\$35,568	\$2,817	\$32,751
Local Landscaping, Trails, Open Space	\$95,530	\$0	\$95,530
Administration	\$19,719	\$0	\$19,719
SUBTOTAL:	\$222,867	\$74,867	\$148,000
			\$80,500
			\$67,500
TOTAL ASSESSED:			\$148,000
Ending FY15/16 Fund Balance (Estimated):			\$52,049
GENERAL FUND PORTION OF MAINTENANCE COST:			\$22,818

District/Zone Benefits:

Parks: Chapparal, Williamson Ranch

Arterial: Hillcrest Avenue, Lone Tree Way, Deer Valley Road, Prewett Ranch

Roadway Landscaping: Lone Tree Way, Deer Valley Road, Dallas Ranch Road, Prewett Ranch Road

Miscellaneous: open space and trails

A35

Table 18A
District 9, Zone 1
Base Assessment Allocation

Dist/Zone	Sub'd	Tract	Benefit Units	Base Fee	FY 15-16 Assmnt	FY16-17 Assessment
9-1	Diablo East Un 1	7121	177	108	108	108
9-1	Diablo East Un 2	7400	44	108	108	108
9-1	Diablo East Un 3	7401	21	140	140	140
9-1	Diablo East Un 4	8038	39	140	140	140
9-1	Diablo East Un 5	8052	39	140	140	140
9-1	Diablo East Un 6	8079	34	140	140	140
9-1	Diablo East Un 7	8122	52	140	140	140
9-1	Diablo East Un 8	8164	77	140	140	140
9-1	Diablo East Un 9	8191	71	140	140	140
9-1	Williamson Ranch 1	7114	20	108	108	108
9-1	Williamson Ranch 2	7258	166	108	108	108
9-1	Williamson Ranch 3	7587	86	108	108	108
9-1	Williamson Ranch 4	7606	93	108	108	108
9-1	Williamson Ranch 5	7618	39	108	108	108
9-1	Williamson Ranch 6	7619	75	140	140	140
9-1	Williamson Ranch 7	7620	82	140	140	140
9-1	Williamson Ranch 8	7826	85	140	140	140
Total:			1,200			148,000

A36

Table 19
COST ESTIMATE -- 2016/2017
District 9, Zone 2 -- Lone Tree Way District

The following schedule shows the allocation of costs to be spread to this District/Zone (251-4512)

		Base Rate Benefit Units 2,024															
		District Need	Assessments Applied														
MAINTENANCE AND SERVICES:																	
Parks	\$25,820	\$25,820	\$0														
Medians and Roadside	\$42,636	\$42,636	\$0														
Local Landscaping, Trails, Open Space	\$172,969	\$63,933	\$109,036														
Administration	\$88,126	\$0	\$88,126														
SUBTOTAL:	\$329,551	\$132,389	\$197,162														
<table border="1" style="width: 100%; border-collapse: collapse;"> <tbody> <tr> <td style="padding-left: 20px;">229 Parcels Assessed at \$216.00 per unit =</td> <td style="text-align: right;">\$49,464</td> </tr> <tr> <td style="padding-left: 20px;">1149 Parcels Assessed at \$93.00 per unit =</td> <td style="text-align: right;">\$106,857</td> </tr> <tr> <td style="padding-left: 20px;">29 Parcels Assessed at \$88.00 per unit =</td> <td style="text-align: right;">\$2,552</td> </tr> <tr> <td style="padding-left: 20px;">45 Parcels Assessed at \$83.00 per unit =</td> <td style="text-align: right;">\$3,735</td> </tr> <tr> <td style="padding-left: 20px;">38 Parcels Assessed at \$216.00 per unit =</td> <td style="text-align: right;">\$8,208</td> </tr> <tr> <td style="padding-left: 20px;">460 Parcels Assessed at \$51.00 per unit =</td> <td style="text-align: right;">\$23,460</td> </tr> <tr> <td style="padding-left: 20px;">74 Parcels Assessed at \$39.00 per unit =</td> <td style="text-align: right;">\$2,886</td> </tr> </tbody> </table>				229 Parcels Assessed at \$216.00 per unit =	\$49,464	1149 Parcels Assessed at \$93.00 per unit =	\$106,857	29 Parcels Assessed at \$88.00 per unit =	\$2,552	45 Parcels Assessed at \$83.00 per unit =	\$3,735	38 Parcels Assessed at \$216.00 per unit =	\$8,208	460 Parcels Assessed at \$51.00 per unit =	\$23,460	74 Parcels Assessed at \$39.00 per unit =	\$2,886
229 Parcels Assessed at \$216.00 per unit =	\$49,464																
1149 Parcels Assessed at \$93.00 per unit =	\$106,857																
29 Parcels Assessed at \$88.00 per unit =	\$2,552																
45 Parcels Assessed at \$83.00 per unit =	\$3,735																
38 Parcels Assessed at \$216.00 per unit =	\$8,208																
460 Parcels Assessed at \$51.00 per unit =	\$23,460																
74 Parcels Assessed at \$39.00 per unit =	\$2,886																
TOTAL ASSESSED:			\$197,162														
Ending FY15/16 Fund Balance (Estimated):			\$98,518														
GENERAL FUND PORTION OF MAINTENANCE COST:			\$33,871														

District/Zone Benefits:

Parks: Diablo West

Arterial: Lone Tree Way, Deer Valley Road, Dallas Ranch Road, Prewett Ranch Road

Roadway Landscaping: Lone Tree Way, Deer Valley Road, Dallas Ranch Road, Prewett Ranch Road

Miscellaneous: open space and trails

A37

Table 19A
District 9, Zone 2
Base Assessment Allocation

Dist/Zone	Sub'd	Tract	Benefit Units	Base Fee	FY 15-16 Assmnt	FY16-17 Assessment
9-2	Black Dia. Knolls 1	7201	29	51	51	51
9-2	Black Dia. Knolls 2	7498	45	51	51	51
9-2	Black Dia. Knolls 3	7554	28	51	51	51
9-2	Black Dia. Knolls 4	7592	36	51	51	51
9-2	Black Dia. Knolls 5	7499	64	51	51	51
9-2	Black Dia. Knolls 6	7593	24	51	51	51
9-2	Black Dia. Knolls 7	7594	31	93	93	93
9-2	Black Dia. Knolls 8	7825	26	83	83	83
9-2	Black Dia. Knolls 9	8008	19	83	83	83
9-2	Black Dia. Knolls 10	7824	29	88	88	88
9-2	Black Dia. Knolls 11	7500	48	93	93	93
9-2	Black Dia. Knolls 12	7823	26	93	93	93
9-2	Black Dia. Knolls 13	7822	32	93	93	93
9-2	Black Dia. Knolls 14	8110	43	93	93	93
9-2	Black Dia. Knolls 15	8181	53	93	93	93
9-2	Black Dia. Knolls 16	8182	42	93	93	93
9-2	Black Dia. Knolls 17	8183	45	93	93	93
9-2	Black Dia. Knolls 18	8324	56	93	93	93
9-2	Black Dia. Knolls 19	8325	89	93	93	93
9-2	Black Dia. Knolls 20	8326	64	93	93	93
9-2	Black Dia. Knolls 21	8466	49	216	216	216
9-2	Black Dia. Knolls 22	8467	64	216	216	216
9-2	Black Dia. Knolls 23	8525	27	216	216	216
9-2	Black Dia. Knolls 24	8526	89	216	216	216
9-2	Black Dia. Knolls 25	8528	38	216	216	216
9-2	Diablo West Un 1	7128	74	39	39	39
9-2	Diablo West Un 2	7469	119	51	51	51
9-2	Diablo West Un 3	7616	115	51	51	51
9-2	Diablo West Un 4	8243	71	93	93	93
9-2	Diablo West Un 5	8244	56	93	93	93
9-2	Diablo West Un 6	8245	81	93	93	93
9-2	Diablo West Un 7	8312	99	93	93	93
9-2	Diablo West Un 8	8313	46	93	93	93
9-2	Diablo West Un 9	8314	106	93	93	93
9-2	Lone Tree Glen	7275	161	93	93	93

Total:

2,024

197,162

A30

Table 20
COST ESTIMATE -- 2016/2017
District 9, Zone 3 -- Lone Tree Way District

The following schedule shows the allocation of costs to be spread to this District/Zone (251-4513)

	Total Cost	Base Rate Benefit Units 1,953	
		District Need	Assessments Applied
MAINTENANCE AND SERVICES:			
Parks	\$87,676	\$87,676	\$0
Arterial Medians and Roadside	\$23,380	\$23,380	\$0
Local Landscaping, Trails, Open Space	\$140,548	\$3,379	\$137,169
Administration	\$78,500	\$0	\$78,500
SUBTOTAL:	\$330,103	\$114,434	\$215,669

129	Parcels Assessed at	\$216.00	per unit =	\$27,864
860	Parcels Assessed at	\$139.00	per unit =	\$119,540
519	Parcels Assessed at	\$95.00	per unit =	\$49,305
120	Parcels Assessed at	\$93.00	per unit =	\$11,160
25	Parcels Assessed at	\$216.00	per unit =	\$5,400
300	Parcels Assessed at	\$8.00	per unit =	\$2,400

TOTAL ASSESSED:

\$215,669

Ending FY15/16 Fund Balance (Estimated):

\$60,882

GENERAL FUND PORTION OF MAINTENANCE COST:

\$53,552

District/Zone Benefits:

Parks: Hansen and Dallas Ranch Park

Arterial: Lone Tree Way, Dallas Ranch Road

Roadway Landscaping: Prewett Ranch Road, Golf Course Road, Frederickson Lane and cul-de-sac bulbs

Miscellaneous: Open space and trails

Table 20A
District 9, Zone 3
Base Assessment Allocation

Dist/Zone	Sub'd	Tract	Benefit Units	Base Fee	FY 15-16 Assmnt	FY16-17 Assessment
9-3	Black Dia. Est. Un 1	7515	31	95	95	95
9-3	Black Dia. Est. Un 2	7644	41	139	139	139
9-3	Black Dia. Est. Un 3	8064	54	139	139	139
9-3	Black Dia. Est. Un 4	8194	64	139	139	139
9-3	Black Dia. Est. Un 5	8076	55	139	139	139
9-3	Black Dia. Est. Un 6	8317	56	139	139	139
9-3	Black Dia. Est. Un 7	8318	73	139	139	139
9-3	Black Dia. Est. Un 8	8319	47	216	216	216
9-3	Black Dia. Est. Un 9	8320	49	216	216	216
9-3	Black Dia. Est. Un 10	8472	33	216	216	216
9-3	Black Dia. Est. Un 11	8567	25	216	216	216
9-3	Dallas Ranch Un 1	7380	58	95	95	95
9-3	Dallas Ranch Un 2	7859	50	95	95	95
9-3	Dallas Ranch Un 3	7860	34	95	95	95
9-3	Dallas Ranch Un 4	7198	138	95	95	95
9-3	Dallas Ranch Un 5	7376	122	95	95	95
9-3	Dallas Ranch Un 6	7966	45	95	95	95
9-3	Dallas Ranch Un 7	7377	187	139	139	139
9-3	Dallas Ranch Un 8	7378	54	139	139	139
9-3	Dallas Ranch Un 9	8107	34	139	139	139
9-3	Dallas Ranch Un 10	8108	63	139	139	139
9-3	Dallas Ranch Un 11	8109	120	93	93	93
9-3	Diamond Ridge Un 1	7317	179	8	8	8
9-3	Diamond Ridge Un 2	7536	86	8	8	8
9-3	Diamond Ridge Un 3	7537	41	95	95	95
9-3	Diamond Ridge Un 4	7627	35	8	8	8
9-3	Sandhill I	8247	75	139	139	139
9-3	Sandhill II	8410	104	139	139	139

Total: 1,953 215,669

A40

Table 21
COST ESTIMATE -- 2016/2017
District 9, Zone 4 -- Lone Tree Way District

The following schedule shows the allocation of costs to be spread to this District/Zone (251-4514)

	Base Rate Benefit Units 435	
	District Need	Assessments Applied
MAINTENANCE AND SERVICES:	Total Cost	
Parks	\$23,225	\$0
Arterial Medians and Roadside	\$13,323	\$0
Local Landscaping, Trails, Open Space	\$64,584	\$53,680
Administration	\$22,445	\$22,445
SUBTOTAL:	\$123,577	\$76,125
435 Parcels Assessed at \$175.00 per unit =		\$76,125
TOTAL ASSESSED:		\$76,125
Ending FY15/16 Fund Balance (Estimated):		\$82,462
GENERAL FUND PORTION OF MAINTENANCE COST:		\$0

District/Zone Benefits:

- Park: Heidorn
- Arterial: Lone Tree Way, Hillcrest Avenue
- Roadway Landscaping: Vista Grande Drive and cul-de-sac bulbs
- Miscellaneous: Open space and trails

A41

Table 21A
 District 9, Zone 4
 Base Assessment Allocation

Dist/Zone	Sub'd	Tract	Benefit Units	Base Fee	FY 15-16 Assmnt	FY16-17 Assessment
9-4	Meadow Crk. Village 1	7862	55	216	145	175
9-4	Meadow Crk. Village 2	7947	77	216	145	175
9-4	Meadow Crk. Village 3	7967	108	216	145	175
9-4	Meadow Crk. Village 4	7971	98	216	145	175
9-5	Meadow Crk. Village 5	7897	97	216	145	175
Total:			435			76,125

A42

Table 22
COST ESTIMATE -- 2016/2017
District 10, Zone 1 -- East Lone Tree Way District

The following schedule shows the allocation of costs to be spread to this District/Zone (259-4591)

	Base Rate Benefit Units 660.5		
	Total Cost	District Need	Assessments Applied
MAINTENANCE AND SERVICES:			
Parks	\$0	\$0	\$0
Arterial Medians and Roadside	\$11,425	\$356	\$11,069
Local Landscaping, Trails, Open Space	\$104,935	\$0	\$104,935
Channel Maintenance	\$20,000	\$0	\$20,000
Administration	\$27,982	\$0	\$27,982
SUBTOTAL:	\$164,342	\$356	\$163,986

462 Parcels Assessed at	\$279.00	per unit =	\$128,898
152 Multi Family Res	\$191.48	per unit =	\$29,105
12.6 Comm. Parcel	\$157.08	per unit =	\$1,979
33.9 Bus. Park parcel	\$118.10	per unit =	\$4,004

TOTAL ASSESSED:	\$163,986
Ending FY15/16 Fund Balance (Estimated):	\$138,510
GENERAL FUND PORTION OF MAINTENANCE COST:	\$0

District/Zone Benefits:

Park: None

Arterial: Lone Tree Way

Roadway Landscaping: Country Hills Drive, Canada Valley Road, Vista Grande, and cul de sacs

Miscellaneous: Open space and trails

Table 22A
 District 10
 Base Assessment Allocation

Dist/Zone	Sub'd	Tract	Benefit Units	Base Fee	FY 15-16 Assmnt	FY16-17 Assessment
10-1	Sand Creek Ranch 1	8114	57	488.62	244.00	279.00
10-1	Sand Creek Ranch 2	8958	27	488.62	244.00	279.00
10-1	Sand Creek Ranch 4	8640	97	488.62	244.00	279.00
10-1	Sand Creek Ranch 5	8885	42	488.62	244.00	279.00
10-1	Sand Creek Ranch 6	8886	31	488.62	244.00	279.00
10-1	Sand Creek Ranch 7	8948	52	488.62	244.00	279.00
10-1	Sand Creek Ranch 8	8951	156	488.62	244.00	279.00
10-1	Multi-Family Apts	-	152	341.28	167.00	191.48
10-1	Commercial parcel	-	12.6	283.35	137.00	157.08
10-1	Business Park	-	33.9	220.38	103.00	118.10

Total: 660.5 163,986

A44

Table 23

Summary of Costs, Benefits and Assessments by Zone -- Fiscal Year 2016/2017

District/ Zone	Benefit Units	Ending Bal FY15/16	Est. Cost of Maintenance	Estimated Assessments	Zone Deficit	Assessment per BU
1-1	1,681	\$144,059	\$499,854	\$275,063	(\$80,732)	\$58 to \$216
1-2	3,237	\$50,957	\$572,074	\$363,226	(\$157,890)	\$27 to \$216
1-4	1,607	\$52,172	\$313,822	\$185,821	(\$75,829)	\$23 to \$216
2A-1	0	\$0	\$104,280	\$0	(\$104,280)	\$0
2A-2	0	\$0	\$40,900	\$0	(\$40,900)	\$0
2A-3	230	\$28,450	\$93,180	\$14,496	(\$50,234)	\$22 to \$216
2A-4	337	\$13,971	\$151,624	\$12,916	(\$124,738)	\$16 to \$60
2A-5	13	\$16,907	\$150,051	\$1,492	(\$131,652)	\$104 to \$139
2A-6	274	\$21,207	\$302,801	\$28,582	(\$253,012)	\$57 to \$139
2A-7	0	\$0	\$50,607	\$0	(\$50,607)	\$0
2A-8	426	\$14,321	\$340,989	\$74,766	(\$251,902)	\$58 to \$216
2A-9	1,379	\$55,595	\$216,905	\$115,992	(\$45,318)	\$36 to \$144
2A-10	290	\$99,959	\$186,674	\$176,633	\$0	\$609
4-1	0	\$20,130	\$99,965	\$0	(\$79,834)	\$0
5-1	560	\$70,438	\$122,303	\$108,922	\$0	\$190 to \$216
9-1	1,200	\$52,049	\$222,867	\$148,000	(\$22,818)	\$108 to \$140
9-2	2,024	\$98,518	\$329,551	\$197,162	(\$33,871)	\$39 to \$216
9-3	1,953	\$60,882	\$330,103	\$215,669	(\$53,552)	\$8 to \$216
9-4	435	\$82,462	\$123,577	\$76,125	\$0	\$175
10-1	660.5	\$138,510	\$164,342	\$163,986	\$0	\$118 to \$279
Totals		\$1,020,588	\$4,416,469	\$2,158,851	(\$1,557,170)	

V. ASSESSMENT METHODS

Proposition 218 provides that assessments imposed by petition signed by persons owning all of the parcels subject to assessment are exempt from the requirements of Prop. 218 insofar as the amount of such assessments are not increased over the amount in effect at the time of the petition. These assessments are known as the "base amount" or "base assessments".

A large number of parcels fall within this situation and have base assessments in place. Those parcels are the subjects of this Engineer's Report. The base assessment amounts vary, depending upon when the petition was filed with the City and the scope of improvements in place at the time that were being maintained by assessment. In preparing this Report, the Engineer determined the maximum base assessment that is assessable against each parcel, the improvements that are being maintained within the benefit zone, the cost of maintaining the improvements, and the total amount generated by the relevant base assessments. In instances where the cost of maintaining the improvements is less than the maximum assessable amount, the base assessments were proportionally reduced.

The assessment method suggested was to increase assessments to the maximum base rates over a 3-year period beginning in Fiscal Year 2003-04. The final increment was reached in FY 2005-06. Allocation of assessments has been applied first to administration costs; followed by local landscaping, trails, and open space; and finally arterials medians and roadside landscaping. Park costs continue to be shown; however, they also are shown as being paid by those districts and zones that can afford it. Remaining costs are shown as a contribution from the General Fund.

VI. SUMMARY OF ASSESSMENTS

The methods described in Section V are applied to estimate the benefits received by each assessable parcel, in every District and benefit zone, from the improvements described in this report.

Table 23, Summary of Costs, Benefits and Assessments by Zone, presents a summary of assessments for each District and benefit zone.

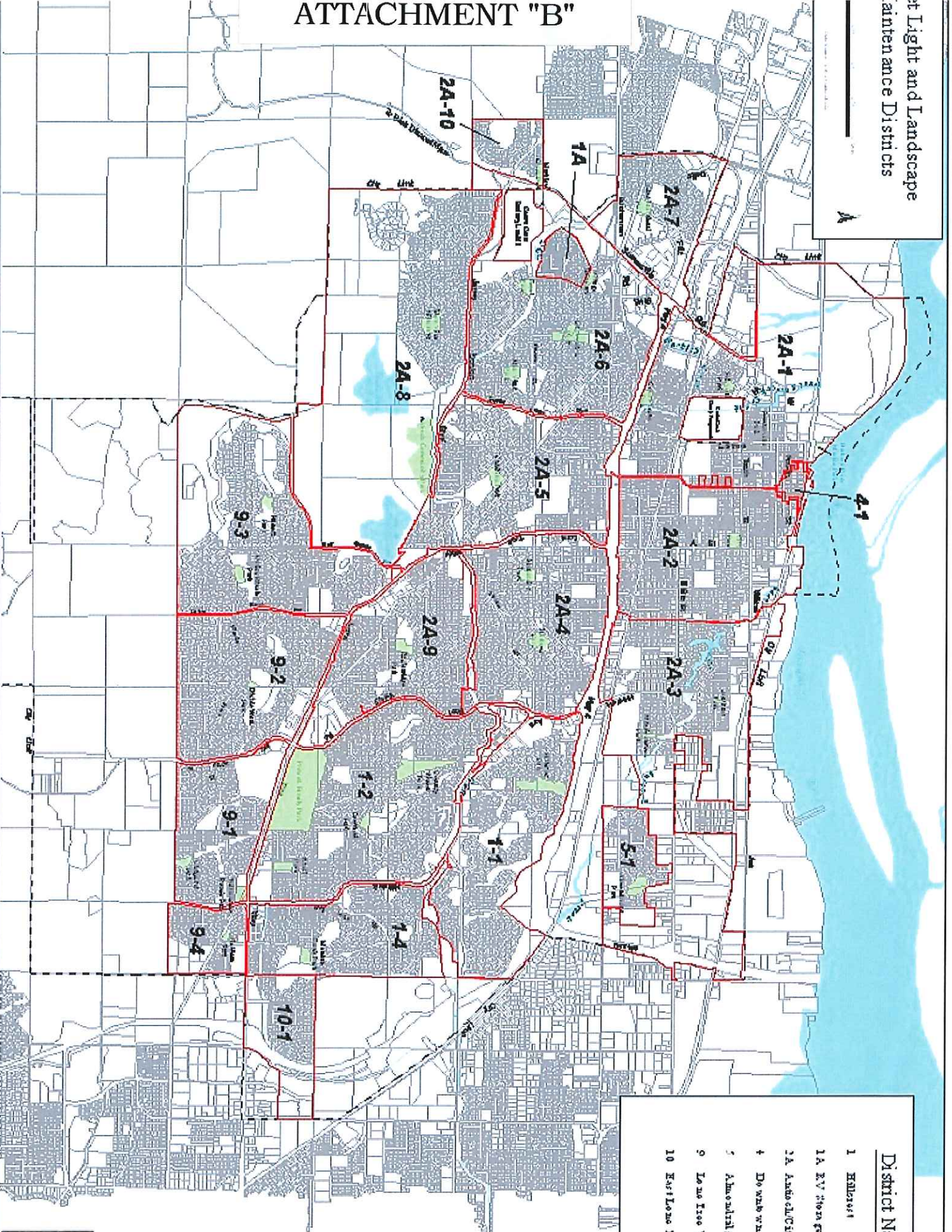
VII. ASSESSMENT ROLL

The Assessment Roll is a listing of all assessable parcels of land within the District. Because of its large size, the Assessment Roll is presented under separate cover and is incorporated by reference into this report. The Assessment Roll can be inspected at the office of the City Engineer during regular working hours.

The Assessment Roll lists each parcel in the District by its distinctive designation, the Assessor's Parcel Number, and includes the Assessment amount for each parcel.

ATTACHMENT "B"

Light and Landscape
Maintenance Districts



District Name

- 1 Harbor
- 1A East Side
- 2A Arden/Citywide
- 4 Downtown
- 5 Amherst
- 9 Long Tree Way
- 10 East Long Tree Way


B




STAFF REPORT TO THE CITY COUNCIL

DATE: Regular Meeting of July 26, 2016

TO: Honorable Mayor and Members of the City Council

SUBMITTED BY: Arne Simonsen, City Clerk 

APPROVED BY: Nickie Mastay, Administrative Services Director 

SUBJECT: Resolution confirming canvass by the County Clerk of Contra Costa of ballots cast at the Primary Election held on June 7, 2016

RECOMMENDED ACTION

It is recommended that the City Council adopt the resolution confirming the results of the June 7, 2016 Primary Election.

STRATEGIC PURPOSE

Strategy L-5: Effectively and efficiently manage City Council agenda preparation, noticing and records.

Strategy L-7: Manage the City's Component of Municipal Elections.

FISCAL IMPACT

The Council budgeted for the cost of the June 7, 2016 Primary in the mid-term budget.

DISCUSSION

The County Clerk of Contra Costa County Election Department has provided a certified copy of the canvass of the June 7, 2016 Primary Election for the Initiative Limiting Card Rooms within the City and Requiring Voter Approval for New or Expanded Card Rooms (Measure E) and City Treasurer to Appointed (Measure G).

In accordance with Elections Code 9217, a majority of the voters on the proposed ordinance in Measure E voted in favor and the ordinance shall become valid and binding upon the date that the City Council approves the certification of the ballots cast on June 7, 2016. The initiative ordinance shall go into effect 10 days after that date.

ATTACHMENTS

A. Resolution

“Exhibit 1” – Certified copy of ballots cast on July 6, 2016 from the Contra Costa County Clerk's Office

“Exhibit 2” – The Initiative Ordinance “Limiting Card Rooms within the City and Requiring Voter Approval for New or Expanded Card Rooms

RESOLUTION NO. 2016/**

**RESOLUTION OF THE CITY COUNCIL OF THE CITY OF ANTIOCH
CONFIRMING CANVASS BY THE COUNTY CLERK OF CONTRA COSTA
OF BALLOTS CAST AT THE PRIMARY MUNICIPAL ELECTION
HELD ON JUNE 7, 2016**

WHEREAS, the County Clerk of Contra Costa County, pursuant to the request of and under direction of the City Clerk for the City of Antioch, has duly canvassed the votes cast in the Primary Election held on June 7, 2016, for the Initiative Limiting Card Rooms within The City and Requiring Voter Approval for New or Expanded Card Rooms (Measure E) and City Treasurer to Appointed (Measure G) as hereinafter set forth, and has certified to this City Council the results of the votes cast thereon, certification of which is now on file in the office of the Antioch City Clerk.

NOW, THEREFORE, BE IT RESOLVED by the City Council of the City of Antioch that said canvass by the County Clerk as shown by said certification and the results shown thereby are hereby ratified, confirmed and approved, and the votes cast for the two measures are attached as "Exhibit 1". The Initiative Ordinance "Limiting Card Rooms within the City and Requiring Voter Approval for New or Expanded Card Rooms" is attached as "Exhibit 2".

IT IS THEREFORE, FURTHER RESOLVED, FOUND AND DETERMINED as follows:

- 1) Initiative Limiting Card Rooms within The City and Requiring Voter Approval for New or Expanded Card Rooms (Measure E) was approved.
- 2) City Treasurer to Appointed (Measure G) was not approved.
- 3) The Initiative Ordinance "Limiting Card Rooms within the City and Requiring Voter Approval for New or Expanded Card Rooms shall become a valid and binding ordinance of the City of Antioch, and shall go into effect 10 days after confirming the canvass of ballots at the Primary Municipal Election held on June 7, 2016.

* * * * *

I HEREBY CERTIFY that the foregoing Resolution was duly passed and adopted by the City Council of the City of Antioch at a regular meeting thereof held on the 26th day of July 2016, by the following vote:

AYES:

NOES:

ABSENT:

**ARNE SIMONSEN
CITY CLERK OF THE CITY OF ANTIOCH**

CERTIFICATE OF COUNTY CLERK
AS TO THE RESULT OF THE CANVASS OF THE
CITY OF ANTIOCH
MEASURE E
JUNE 7, 2016 PRIMARY ELECTION

State of California)
)
County of Contra Costa) ss.

I, JOSEPH E. CANCIAMILLA, County Clerk of Contra Costa County, State of California, do hereby certify that I did canvass the returns of the votes cast at the June 7, 2016, CITY OF ANTIOCH, MEASURE E ELECTION. I further certify that the statement of the votes cast, to which this certificate is attached, shows the whole number of votes cast in said County, and the whole number of votes cast for and against the measure in said County and in each respective precinct therein, and that the totals of the respective columns and the totals as shown for and against the measure are full, true and correct.

WITNESS my hand and Official Seal this 5th day of July, 2016.

JOSEPH E. CANCIAMILLA, County Clerk



By Rosa Mena
Rosa Mena, Deputy Clerk

CERTIFICATE OF COUNTY CLERK
AS TO THE RESULT OF THE CANVASS OF THE
CITY OF ANTIOCH
MEASURE G
JUNE 7, 2016 PRIMARY ELECTION

State of California)
)
County of Contra Costa) ss.

I, JOSEPH E. CANCIAMILLA, County Clerk of Contra Costa County, State of California, do hereby certify that I did canvass the returns of the votes cast at the June 7, 2016, **CITY OF ANTIOCH, MEASURE G ELECTION**. I further certify that the statement of the votes cast, to which this certificate is attached, shows the whole number of votes cast in said County, and the whole number of votes cast for and against the measure in said County and in each respective precinct therein, and that the totals of the respective columns and the totals as shown for and against the measure are full, true and correct.

WITNESS my hand and Official Seal this 5th day of July, 2016.

JOSEPH E. CANCIAMILLA, County Clerk



By Rosa Mena
Rosa Mena, Deputy Clerk

49 PRECINCTS	R E G I S T E R E D	V O T E S	B C A A L L O T S	T P U E R R N C O E U N T T A G E	Measure E - City of Antioch Initiative - Majority		Measure G - City of Antioch Appointed Treasurer - Majority	
					Y e s	N o	Y e s	N o
Antioch101	A	1262	219	17.35	136	64	65	133
Antioch101	V	1262	130	10.30	65	50	44	67
Antioch102	A	987	229	23.20	143	73	67	148
Antioch102	V	987	131	13.27	78	40	46	70
Antioch103	A	993	198	19.94	115	74	61	129
Antioch103	V	993	135	13.60	69	47	35	77
Antioch104	A	1111	258	23.22	174	61	75	163
Antioch104	V	1111	247	22.23	133	82	81	132
Antioch105	A	925	216	23.35	125	81	75	129
Antioch105	V	925	121	13.08	65	50	41	72
Antioch106	A	788	232	29.44	169	53	88	131
Antioch106	V	788	185	23.48	110	58	72	94
Antioch107	A	876	225	25.68	159	58	78	140
Antioch107	V	876	102	11.64	62	33	30	64
Antioch108	A	1267	431	34.02	275	138	142	268
Antioch108	V	1267	199	15.71	107	77	68	113
Antioch109	A	1062	330	31.07	221	85	135	172
Antioch109	V	1062	177	16.67	99	63	61	101
Antioch110	A	1023	308	30.11	199	96	104	182
Antioch110	V	1023	151	14.76	83	56	63	77
Antioch111	A	1213	315	25.97	193	109	106	187
Antioch111	V	1213	219	18.05	125	77	65	128
Antioch112	A	722	192	26.59	116	63	57	120
Antioch112	V	722	118	16.34	69	42	36	66
Antioch113	A	1264	246	19.46	172	63	71	164
Antioch113	V	1264	201	15.90	100	78	53	119
Antioch114	A	848	184	21.70	112	62	72	97
Antioch114	V	848	179	21.11	82	81	75	91
Antioch115	A	943	257	27.25	164	86	103	145
Antioch115	V	943	165	17.50	83	60	61	79
Antioch116	A	669	129	19.28	85	36	43	81
Antioch116	V	669	120	17.94	72	39	45	68
Antioch117	A	1049	299	28.50	185	94	98	174
Antioch117	V	1049	206	19.64	97	89	85	104
Antioch118	A	721	224	31.07	138	77	80	129
Antioch118	V	721	119	16.50	83	24	38	65
Antioch119	A	1260	293	23.25	179	99	109	164
Antioch119	V	1260	159	12.62	85	57	53	85
Antioch120	A	1192	410	34.40	255	141	135	255
Antioch120	V	1192	224	18.79	121	84	69	131
Antioch121	A	909	214	23.54	146	54	60	137
Antioch121	V	909	104	11.44	57	36	34	54
Antioch122	A	1154	256	22.18	186	61	81	159
Antioch122	V	1154	165	14.30	92	58	62	85
Antioch123	A	1214	274	22.57	177	81	103	149
Antioch123	V	1214	180	14.83	108	51	47	107
Antioch124	A	1100	283	25.73	179	88	106	160
Antioch124	V	1100	180	16.36	100	60	57	106
Antioch125	A	906	224	24.72	155	57	71	137
Antioch125	V	906	132	14.57	72	44	40	79

49 PRECINCTS		R V T P			Measure E - City of Antioch Initiative - Majority		Measure G - City of Antioch Appointed Treasurer - Majority	
		E O G T I E S R T S E R O E T D	B C A A L S L T O T S	U E R R N C O E U N T T A G E	Y e s	N o	Y e s	N o
Antioch126	A	1393	396	28.43	246	132	135	233
Antioch126	V	1393	241	17.30	138	84	107	108
Antioch127	A	976	322	32.99	218	90	122	185
Antioch127	V	976	122	12.50	63	40	34	71
Antioch128	A	875	224	25.60	143	69	47	160
Antioch128	V	875	120	13.71	55	52	41	64
Antioch129	A	616	164	26.62	118	40	55	98
Antioch129	V	616	84	13.64	43	32	27	48
Antioch130	A	729	168	23.05	123	34	57	97
Antioch130	V	729	149	20.44	86	54	50	88
Antioch131	A	1015	276	27.19	190	75	85	171
Antioch131	V	1015	159	15.67	88	60	56	92
Antioch132	A	793	190	23.96	137	43	54	126
Antioch132	V	793	221	27.87	129	62	67	119
Antioch133	A	1000	205	20.50	148	42	61	131
Antioch133	V	1000	134	13.40	78	42	49	67
Antioch134	A	996	210	21.08	142	60	71	131
Antioch134	V	996	170	17.07	106	50	59	91
Antioch135	A	907	207	22.82	131	63	69	121
Antioch135	V	907	154	16.98	97	38	47	86
Antioch136	A	1478	415	28.08	271	128	151	243
Antioch136	V	1478	221	14.95	114	83	63	135
Antioch137	A	897	228	25.42	155	61	89	125
Antioch137	V	897	177	19.73	99	55	58	97
Antioch138	A	1231	316	25.67	228	70	70	218
Antioch138	V	1231	149	12.10	88	43	41	85
Antioch139	A	961	234	24.35	162	54	67	146
Antioch139	V	961	147	15.30	89	44	44	89
Antioch140	A	1236	281	22.73	194	68	100	162
Antioch140	V	1236	223	18.04	131	68	66	121
Antioch141	A	1041	275	26.42	193	67	111	147
Antioch141	V	1041	180	17.29	113	49	57	99
Antioch142	A	695	210	30.22	154	39	67	128
Antioch142	V	695	117	16.83	67	36	59	42
Antioch143	A	1094	250	22.85	179	59	79	149
Antioch143	V	1094	222	20.29	112	71	53	131
Antioch144	A	639	173	27.07	109	49	65	90
Antioch144	V	639	149	23.32	81	54	52	81
Antioch145	A	827	156	18.86	101	36	41	99
Antioch145	V	827	133	16.08	88	34	47	75
Antioch146	A	890	245	27.53	164	71	103	132
Antioch146	V	890	158	17.75	82	66	53	91
Antioch147	A	1070	231	21.59	139	78	83	130
Antioch147	V	1070	189	17.66	105	63	56	106
Antioch801	A	4	3	75.00	3	0	3	0
Antioch801	V	4	0		0	0	0	0
Antioch802	A	18	9	50.00	5	4	5	4
Antioch802	V	18	0		0	0	0	0
COUNTY TOTAL		46839	19502	41.64	12080	6002	6522	11299

49 PRECINCTS	RV	BC	TP	Measure E - City of Antioch Initiative - Majority		Measure G - City of Antioch Appointed Treasurer - Majority	
	EOGT IESR TSE R E D	AA LS LT O T S	PU RR NC OE UN TT A G E	Y	N	Y	N
				e	o	e	o
				s		s	
ABSENTEES	46839	11834	25.27	7811	3386	3975	7079
VOTING PRECINCTS	46839	7668	16.37	4269	2616	2547	4220
9TH CONGRESSIONAL DST	35507	15223	42.87	9572	4557	5111	8814
11TH CONGRESSIONAL DST	11332	4279	37.76	2508	1445	1411	2485
CONGRESSIONAL TOTAL	46839	19502	41.64	12080	6002	6522	11299
7TH SENATORIAL	46839	19502	41.64	12080	6002	6522	11299
STATE SENATE TOTAL	46839	19502	41.64	12080	6002	6522	11299
11TH ASSEMBLY DST	46839	19502	41.64	12080	6002	6522	11299
STATE ASSEMBLY TOTAL	46839	19502	41.64	12080	6002	6522	11299
Bd Of Equalization	46839	19502	41.64	12080	6002	6522	11299
BD OF EQUALIZATION TOT	46839	19502	41.64	12080	6002	6522	11299
3RD SUPERVISORIAL	39369	16747	42.54	10466	5069	5624	9679
5TH SUPERVISORIAL	7470	2755	36.88	1614	933	898	1620
SUPERVISORIAL TOTAL	46839	19502	41.64	12080	6002	6522	11299
CITY OF ANTIOCH	46839	19502	41.64	12080	6002	6522	11299
CITY TOTAL	46839	19502	41.64	12080	6002	6522	11299
MAIL BALLOT PRECINCT	22	12	54.55	8	4	8	4

Sept 23, 2015

Citizens Initiative Against Gambling Expansion

The People of the City of Antioch hereby ordain and enact as follows:

SECTION 1. TITLE.

This initiative shall be known as the "Citizens Initiative Against Gambling Expansion."

SECTION 2. FINDINGS. The City of Antioch hereby finds, determines and declares as follows:

A. The expansion of gambling in the City of Antioch can harm public health, safety and welfare, and increase demands on police, public safety and social services.

B. Holding a public vote on any future expansion of gambling will serve to protect public health, safety and welfare.

C. To prevent unsuitable persons and criminals from receiving gambling licenses, the City's gambling licensing process must be strengthened.

D. To prevent gambling near schools and places where children gather, places of worship, health care or treatment facilities, or other gambling businesses, public health, safety and welfare requires regulating the location of gambling establishments.

SECTION 3. PURPOSE AND INTENT.

In enacting this Ordinance amendment, it is the purpose and intent of the people of the City of Antioch to:

A. Preserve, maintain and protect the City and the People of Antioch by requiring a public vote before there is an expansion of gambling.

B. To clarify and strengthen the laws governing gambling establishments, their location, games and the licensing of persons who own and operate gambling establishments.

SECTION 4. Title 5, Chapter 4 of the Code of Ordinances of the City of Antioch are hereby amended as follows (with added language in *Italics and Underlined*, and deleted language in strike-out):

§ 5-4.01 DEFINITIONS.

For the purpose of this chapter, the following definitions shall apply unless the context clearly indicates or requires a different meaning.

ACT. Cal. Bus. and Prof. Code, Division 8, Chapter 5, known as The Gambling Control Act.

CARD ROOM. Any room, enclosure, or space furnished with a table or tables used, or intended to be used, as a card table for the playing of cards and similar games, the use of which table is available to the public, or any portion of the public.

CARD ROOM EMPLOYEE. Any natural person employed in the operation of a card room, including, without limitation, dealers, floor personnel, security employees, countroom personnel,

Sept 23, 2015

cage personnel, collection personnel, surveillance personnel, data-processing personnel, maintenance personnel (but not personnel involved only in maintenance of the exterior of the premises), waiters and waitresses, and secretaries, or any other natural person whose employment duties require or authorize access to card rooms.

COMMISSION. The California Gambling Control Commission.

LICENSE. Any license issued by the Commission pursuant to the Act and regulations adopted pursuant to the Act authorizing the holder to operate a card room operation or be employed in the operation of a card room in a supervisory capacity.

WORK PERMIT. Any card, certificate, or permit issued by the Commission, authorizing the holder to be employed as a card room employee.

§ 5-4.02 NUMBER OF LOCATION AND LICENSES LIMITED.

(A) It is hereby found and determined that the public health, safety, and welfare require that the number and location of licensed card rooms in the city be limited, and the following regulations are required to fulfill such objectives:

(1) The total number of licensed card rooms permitted in the city shall be ~~two~~ no more than those in operation as of September 1, 2015 and licensed by the City on that date, unless otherwise limited by the Act or subsequent state law.

(2) When, pursuant to the provisions of this section, a card room license can be granted, it shall be granted or denied in the numerical order in which the application was made, all applications being subject to the provisions of this chapter.

(3) No card room license shall be granted, nor shall the transfer of the location of an existing card room license be authorized, until a use permit and the approval of the Council has first been obtained. A use permit may be granted if the proposed location will be desirable to the public convenience or welfare and will be in harmony with the zoning provisions, the General Plan, this ordinance and any specific plan and if the location is proper in relation to adjacent uses.

(4) No more than one card room license shall be issued for the downtown area. The downtown area is described as that territory bounded by the San Joaquin River to Sixth Street and L to A Streets. The Council finds that in the past an undue concentration of card rooms in the downtown area has helped lead to blighting conditions.

(5) A card room shall not be located within 1,000 feet of a public or private pre-school or K-12 school, a licensed hospital, medical clinic, alcohol or other drug abuse recovery or treatment center, or community care residential facility providing mental and/or social rehabilitation services, a public park or playground, a public library, a church or place of worship, or another card room or place where gambling is permitted. The footage distance shall be measured from the closest point on the exterior property lines of the card room establishment to the closest point on the exterior property lines of the other property. The location of a card room that was licensed and operating at that location as of September 1, 2015 is exempt from this subsection.

§ 5-4.03 LICENSE APPLICATION.

(A) *Application to Commission; requirements.* Every person making an application for a card room license shall submit an application under oath to the Commission for review and consideration, pursuant to the procedures and fee schedule in the Act and regulations set by the Commission. The City Council shall not consider an application for a city Card Room License until the Commission has granted a card room license to the applicant for the requested location.

Sept 23, 2015

(B) *Application to city; requirements.* Every person making an application for a card room license shall submit an application, under oath, to the Chief of Police, which shall include the following:

- (1) The true names and addresses of the applicant and of all persons financially interested in the business. **PERSONS FINANCIALLY INTERESTED** shall include all persons who share in the profits of the business in any form;
- (2) The criminal record, if any, of any of the persons named in the application;
- (3) The fingerprints and photographs of the applicant and of all persons financially interested in the business;
- (4) Any other information required by the Chief of Police; and
- (5) Any application fee and/or deposit required under the Master Fee Schedule.

§ 5-4.04 LICENSE; DENIAL.

(A) *Denial by Commission; grounds.* The Commission, upon the receipt of the application, shall either grant or deny the application. Denial may be upon one or more of the grounds in the act and/or regulations set by the Commission.

(B) *Denial by the Council; grounds.* The Council, upon the receipt of the report of the Chief of Police, shall either grant or deny the application. ~~Denial may~~ A license application for a new license or the transfer of an existing license shall be denied if the Council finds upon one or more of the following grounds:

- (1) That the applicant or any person financially interested in the applicant or business has been convicted of a felony;
- (2) That, in the opinion of the Council, the applicant or any person financially interested in the applicant or business is not of good moral character,
- (3) That any of the information furnished or required in the application or submitted in connection with the application was false or misleading, or material information was omitted with the probable intent to conceal the facts; and
- (4) That, in the opinion of the Council, the proposed location for the card room would be incompatible with the uses being made of the property in the immediate vicinity ~~and or~~ injurious to the health, safety, or morals of the people of the city.
- (5) That the applicant or a person financially interested in the applicant or business, does not have a state gambling license or license endorsement for the card room in good standing. For the purposes of this subsection, a license or owner's license endorsement is not in good standing if the state license or endorsement expired without a new license or endorsement being issued prior to its expiration, the license has been suspended or revoked by the Commission, or the applicant is subject to a pending disciplinary accusation before the Commission which seeks revocation of the applicant's state gambling license.

(C) *Denial; effect.* Denial of the application shall cause the applicant to lose his place on the numerical ranking list. If the applicant desires future consideration, he shall file a new application, which shall be placed at the bottom of the numerical ranking of applicants.

§ 5-4.05 LICENSE; ISSUANCE TO ESTABLISHED BUSINESSES ONLY.

In addition to the other requirements contained in this chapter, no new license shall be issued for a card room other than in an established place of business of sufficient size and volume that the already established business is the major business of the place rather than the business of operating such card room. This section does not apply to licenses issued under section 5-4.08.

Sept 23, 2015

§ 5-4.06 LICENSE FEE.

(A) Every person conducting, using, and/or maintaining on premises owned, used, or leased by him any card room or card tables which may be used by patrons of the premises shall pay a license fee in the amount established in the Master Fee Resolution and the fee schedule in the Act and regulations set forth by the Commission.

(B) The license fees for card tables shall be in addition to any other license fees or taxes imposed upon the established business therein.

§ 5-4.07 FAILURE TO PAY FEES; REVOCATION OF LICENSES.

If any person conducting a card room shall fail to pay the fees specified by § 5-4.06 of this article or other fees, rates or taxes pursuant to the Antioch Municipal Code or Master Fee Schedule following notice from the Finance Department that such fees are delinquent, the Director of Financial Services shall so notify the Chief of Police. The Chief of Police shall notify the licensee of the intention of the Chief of Police to revoke the card room license for failure to pay the fees, rates or taxes. If such fees, rates or taxes are not then paid within ten calendar days after such notice, the Chief of Police shall revoke such license. During the ten calendar day time period, the licensee may have the opportunity to present to the Chief of Police evidence that the amount of fees, rates or taxes being assessed is incorrect. The Chief of Police may order the adjustment of the fees, rates or taxes being imposed. If payment is made prior to revocation, a 50% penalty shall be added to the fees, rates and taxes due and owing. The remedy of revocation shall be in addition to the civil or criminal remedies available to the city.

§ 5-4.08 LICENSE NONTRANSFERABLE; EXCEPTIONS.

(A) Except as provided in § 5-4.08 of this chapter, no card room license shall be assignable or transferable, except that ~~such~~ a City gambling license that was in effect on September 1, 2015 for a card room in operation on that date may be transferable to the purchaser, heir or other successor in interest of that established business where the license is used and operated; however, the transferee, before operating the card room, shall obtain permission for the card room license transfer from the Council in the same manner as for an original issuance under section 5-4.04, the Chief of Police forwarding his report and recommendation to the Council prior to action being taken. The approval or disapproval of any card room license transfer permitted by this section shall be within the sole discretion of the Council based on the criteria established by this chapter and in compliance with section 5-4.04. If a request for a license transfer has not been made within 60 days after the business sale takes place, the card room license shall expire. ~~may be distributed to another person.~~

(B) For a license that was in effect for a card room operating on September 1, 2015, ~~in~~ the event the existing business to which the card room license is necessarily attached reverts to the former card room license holder because of the nonpayment of the purchase price or by reason of contract, operation of law, or otherwise, the card room license may be transferred to the former card room license holder subject to Council approval under section 5-4.04. ~~as specified for all transfers~~. In all other cases, the license shall automatically expire. ~~The provisions of this section shall be broadly construed so as to give effect to the intent thereof.~~

§ 5-4.09 SUSPENSION AND REVOCATION OF LICENSE.

(A) The Council may suspend or revoke a card room license on any of the grounds set forth in § 5-4.04 of this chapter, on the ground that the card room business has become the main business of the establishment, or on the ground that the licensee has violated a provision of this chapter. If

Sept 23, 2015

a card room license is not used by the operation of card tables on the premises to which the card room license is attached for a period of six consecutive months, the card room license shall automatically expire.

(B) However, a card room license may be moved from one established business location to another by the licensee provided the new location has been first approved by the Council within six months after card room activity has ceased at the premises to which the card room license was last attached. The Council may grant an additional six months for a business relocation upon a showing of hardship by the licensee.

§ 5-4.10 CARD ROOM WORK PERMIT REQUIRED.

No person shall work as a card room employee without first obtaining a work permit from the Commission, nor shall any licensee of a card room employ any person as a card room employee who does not possess a valid work permit.

§ 5-4.11 CARD ROOM WORK PERMIT APPLICATION; FEE.

An applicant for a card room work permit shall submit his or her application to the Commission for review and consideration, pursuant to the procedures and fee schedule in the act and regulations set by the Commission.

§ 5-4.12 CARD ROOM WORK PERMIT NONTRANSFERABLE.

No card room work permit shall be assignable or transferable.

§ 5-4.13 CARD ROOM WORK PERMIT; SUSPENSION AND REVOCATION.

The Chief of Police may temporarily suspend a work permit on the ground that the permittee has violated any provision of this chapter or the Act, pending action by the Commission.

§ 5-4.14 RULES AND REGULATIONS.

No person, either as a licensee or employee, shall maintain, operate, or permit any act within a card room in violation of any of the following regulations:

(A) Not more than one card room shall be located at one business location.

(B) Four card tables shall be automatically allowed per card room. The Council, in its discretion, may allow up to six card tables per card room. No more than half the card room tables may be operated for any player-dealer games as defined in Penal Code §330.11.

(C) The number of players permitted at one card table shall be no more than 10, except for poker tournaments. ~~as prescribed by state law.~~

(D) Card rooms shall be open to police inspection during all hours of operation.

(E) Each card table, during the time of play at such table, shall have assigned to it a person holding a valid work permit. Such person shall be in charge of, supervise, and conduct the game strictly in accordance with the laws of the state and the provisions of this chapter.

(F) Only games authorized by state law to be played shall be permitted to be played in any card room.

(G) Only table stakes shall be permitted.

(H) No person under the age of 21 shall be permitted at any card table, or participate in any game, or remain in a card room.

(I) No intoxicated person shall be permitted in any card room.

Sept 23, 2015

(J) The licensee shall post in every card room, in letters plainly visible throughout the room, signs stating the hourly rate or cost per hand charged for the use of the tables in such card room and each other of the regulations set forth in this section as the Chief of Police may require.

(K) Each card room shall adopt a schedule of the hours of operation, after the schedule has been approved by the Chief of Police. Such approved schedule of hours shall be clearly posted at the gambling establishment so as to give law enforcement and patrons adequate notice of the hours of operation. Unless otherwise restricted, a card room may be allowed to operate 24 hours each day.

(L) (1) No player in any licensed Antioch card room shall be permitted to wager or raise a wager by more than the following amounts:

- (a) \$200 for individual bets in Blackjack or California games that feature a rotating player-dealer position, except for games described in division (c) which shall have higher limits;
- (b) \$200 for individual bets in Limit Poker games;
- (c) \$500 for individual bets in No Limit and Double Hand Poker games; and
- (d) \$50 for individual bets in any other card room game permitted by California law.

(2) Any licensed card room may increase their current wagering limits as stated above, provided, however, that no card room may increase its wager limit in any amount for any game until it has received prior approval from the Chief of Police. During hours of operation, card rooms shall clearly post the wagering limit rules at the tables where the games are offered, to provide patrons adequate notice of those rules.

(M) Each card room shall be responsible and liable for its patrons' safety and security in and around the card room. Each card room shall adopt an operations plan, including security guards, video surveillance, and other measures to provide for the safety and security of patrons, after the plan has been approved by the Chief of Police.

§ 5-4.15 CONDUCTING UNLICENSED CARD ROOMS UNLAWFUL.

No person shall play, deal, carry on, open, or cause to be opened, conduct, or bet at or against any game not prohibited by the laws of the state with cards, dice, or any device for money, checks, credit, or other representative of value, except when played in a card room licensed pursuant to the provisions of this chapter.

§ 5-4.16 GAMES PROHIBITED BY STATE LAWS UNLAWFUL.

The provisions of this chapter shall not be construed to permit the licensing of any card room for the playing of any game prohibited by the laws of the state.

§ 5-4.17 EXEMPTIONS.

Any nonprofit society, club, or fraternal, labor, or other organization, having adopted bylaws and duly elected directors and members, may be excluded from compliance with the provisions of this chapter by applying to the Council and if the Council finds that the tables are for the exclusive use of the members of the organization and that no charge is made for the use of card room facilities.

§ 5-4.18 PUBLIC VOTE

Any expansion of gambling in the City of Antioch shall require a vote of the people at a statewide general, statewide primary, or regularly scheduled municipal election date. For the purposes of this Act, "expansion of gambling" means any change that conflicts with The Citizens Initiative

Sept 23, 2015

Against Gambling Expansion, increases the number of City card room licenses, or increases the number of gambling tables that may be operated under section 5-4.14(B) to more than 8 tables.

SECTION 5. CEQA.

This initiative and ordinance change is not a project subject to the California Environmental Quality Act (CEQA) pursuant to CEQA Guidelines section 153789. In the event that this Ordinance is found to be a project under CEQA, it is subject to the CEQA exemption contained in CEQA Guideline section 15061(b)(3) because it can be seen with certainty that there is no possibility that it may have a significant effect on the environment.

SECTION 6. EXEMPTIONS

This initiative shall not apply to any card room that has obtained, as of the effective date of this initiative, a vested right pursuant to state or local law. This initiative shall not apply to any use or activity that, under state or federal law, is beyond the power of the local voters to affect by the initiative power reserved to the people through the California Constitution.

SECTION 7. AMENDMENT.

This initiative may be amended only by a majority of the voters of the City of Antioch voting at a general election, as defined in Elections Code section 324.

SECTION 8. SEVERABILITY.

This Act shall be interpreted and applied so as to be consistent with all federal, state, and local laws, rules and regulations. If any provision of this initiative or the application thereof to any person or circumstance is held invalid, that invalidity shall not affect other provisions or applications of this initiative which can be given effect without the invalid provision or application, and to this end the provisions of this initiative are severable and to be given the greatest effect possible. In enacting this initiative, it is the express intent of the voters that, if any provision of this initiative is held invalid, the remainder of the initiative shall be given full force and effect.

SECTION 9. CONFLICTING INITIATIVES OR ORDINANCES.

If this initiative measure and another measure relating to gambling appear on the same City election ballot and both receive a majority of votes but this measure receives a greater number of affirmative votes, the provisions of this initiative shall prevail in their entirety, and the provisions of the other initiative that conflict with this initiative shall be null and void. If a majority of the voters vote in favor of both measures but this measure receives less votes than the other measure, only those provisions of the other measure that are in direct and irreconcilable conflicts with the provisions of this measure shall become valid. If prior to the adoption of this initiative, the city ordinance is changed, the provisions of this initiative shall prevail in their entirety.