
ANTIOCH CALIFORNIA

5 YEAR CAPITAL IMPROVEMENT PROGRAM 2025-2030

**ADOPTED
JUNE 24, 2025**




Table of Contents

SECTION I: EXECUTIVE SUMMARY

Capital Improvement Program Overview	I-2
Program Objective	I-2
Capital Improvement Program Process	I-3
Capital Improvement Program Categories	I-4
Special Funds.....	I-11
Roadway Maintenance Projects	I-11
Development Impact Fees and Park-In-Lieu Fees Projects.....	I-12
Projects Completed in Fiscal Year 24/25	I-13
Projects in Progress.....	I-14
Projects Added to the CIP	I-16
2025 – 2030 CIP Projected Capital Expenditures.....	I-17
2025 – 2030 CIP Funding Sources Summary.....	I-18

SECTION II: PROJECT LISTS

Community Facilities.....	II-1
Parks and Trails	II-6
Roadway Improvements	II-8
Traffic Signals	II-11
Wastewater and Storm Drain Systems	II-12
Water System	II-13

SECTION III: PROJECT DETAILS

Capital Improvement Program Overview

Program Objective

The primary objectives of the City of Antioch's Capital Improvement Program (CIP) are:

- To provide professional and technical engineering services and support to all City Departments related to facility expansions and improvements, infrastructure rehabilitation and development.
- To provide leadership in implementing Federal, State and Local programs.

The CIP relates the City's annual capital expenditures to a long-range plan for public improvements. California Government Code Section 66002 requires local agencies that have developed a fee program to provide the approximate location, size and timing of projects, in addition to an estimate for the cost of all facilities or improvements to be financed by fees. This is frequently done by the adoption of a CIP and is the process Antioch uses to meet this requirement.

The Capital Improvement Budget document is different from the Operating Budget document, but the two budgets are closely linked. The Capital Improvement Budget, as distinguished from the Operating Budget, is used as a planning tool by the City to identify specific Capital Improvement needs consistent with the financing and timing of those needs in a way that assures the most responsible and efficient use of resources.

Projects within the CIP are allocated over five years using both existing and projected revenue sources. The Capital Improvement staff:

- In consultation with other departments, determines upcoming capital needs.
- Prepares construction documents, including plans, specifications, bid documents and estimates for the needed projects or prepares procurement documents, as needed.
- Provides project management and construction oversight.

The CIP is a five-year plan to guide the construction or acquisition of capital improvements and includes the capital budget for the next two fiscal years, which is authorization from the City Council to expend dedicated revenues for specified projects. Prior to adoption by the City Council each year, the CIP is reviewed by the City's Planning Commission to assure its consistency with the City's current General Plan.

The five-year CIP is reviewed annually to enable the City Council to reassess projects in the program. **Project expenditures for outlying years beyond fiscal year 2027 are provided in the CIP for planning purposes only and do not reflect a Council commitment of funds.**

Capital Improvements Division Personnel:

Scott Buenting	Public Works Director/City Engineer
Lori Medeiros	Administrative Analyst II
Julie Viray	Administrative Analyst I
Mitchell Loving	Junior Engineer
Anna Davis	Administrative Assistant II

Capital Improvement Program Process

The CIP is developed as a coordinated effort between the Capital Improvement staff and the Director of Finance.

The annual CIP process begins with a memo and a CIP Project Request form sent out to all City departments requesting proposals for capital projects. New CIP project requests are evaluated and prioritized based on goals and objectives of the City Council, as well as available funding, project need, and the impacts on the operating budget. Some projects have specified funding sources, such as assessment districts, Federal and State grants, or special fees.

The Draft CIP is prepared by Capital Improvement staff and reviewed by the Finance Department before being circulated and approved by the Planning Commission and presented to the Parks & Recreation Commission and the City Council as part of the annual review. The Final CIP budget is presented to the City Council in June and is adopted concurrently with the annual operating budget.

Capital Improvement Program Categories



Community Facilities

This category includes new and renovated public buildings, as well as the Marina. The majority of the projects in this category are located in the City's former redevelopment areas.



Parks & Trails

This category includes improvements and renovations for local and community parks, open space, and trails in the City.



Roadway Improvements

This category includes new streets, street widening, street rehabilitation, surface treatments, sidewalk repair program, and the City's Pavement Management System.



Traffic Signals

This category includes new traffic signals and signal modifications throughout the City.



Wastewater and Storm Drain Systems

This category includes extensions, replacements, rehabilitations and modifications of the sewer and storm drainage system.



Water Systems

This category includes projects related to the Water Treatment Plant and extensions, replacements, rehabilitations and modifications of the water distribution system.

Fund Name**Fund Description**

Capital Improvement Fund

This fund was established to set aside money from various funds for any Capital Improvement project not provided for in one of the other funds, such as parks and community facilities improvement projects. The City may transfer General Fund dollars to the Capital Improvement Fund as funding becomes available. Decisions to transfer funds from various funding sources to the Capital Improvement Fund are made annually by the City Council.

Road Maintenance and Rehabilitation Account (RMRA) Fund

The California SB1 Act included RMRA funding to support maintenance and safety improvements on highways, local streets and roads, and bridges that do not meet state performance criteria.

Gas Tax Fund

The City receives gas tax funds from the State of California, as provided by the State Street and Highways Code. The gas tax funds are limited to research, planning, construction, improvement, maintenance, and operation of public streets. The City also uses these funds to pay for maintenance and operation of streetlights and traffic signals.

Marina Fund

This fund accounts for the operation, including capital improvements, of the City's Marina and the Fulton Shipyard Boat Ramp. Funds are collected from lease agreements, berth rentals and launch fees.

Fund Name	Fund Description
Measure “J” Return to Source	The source of money for this fund is the voter approved one-half cent sales tax. Provided the City has complied with the Growth Management Program, each year the City receives return to source funding from the Contra Costa Transportation Authority to be used for transportation improvement and maintenance projects.
Traffic Signal Fund	Fees are collected from developers to fund offsite traffic signals.
Water & Sewer Related Reserve Funds	<p>The City collects user and developer fees to fund offsite water and sewer facility improvements. The fees are placed into one of the following four funds:</p> <ul style="list-style-type: none"> • Water Fund • Sewer Fund • Water System Improvements Fund • Sewer System Improvements Fund
National Pollutant Discharge Elimination System Fund (NPDES)	The National Pollutant Discharge Elimination System was mandated by the Clean Water Act of 1987 to reduce storm water related pollution. The program is funded by a parcel assessment.
Funding Agreement for the Northeast Annexation Infrastructure Improvement	In 2013 the City entered into reorganization and a property tax revenue allocation agreement with Contra Costa County for the annexation of the northeast area. Per the agreement, the City will receive property tax revenue from the Contra Costa County for the construction of the infrastructure improvements needed within the northeast annexation area.

Fund Name	Fund Description
Delta Fair Property Fund	This fund was created when the City sold property it owned on Delta Fair Boulevard at the City’s western City limits. The property was originally purchased from the State on the condition that it is to be used for public purposes. When it was decided that the property was more suitable for commercial use and should be sold or leased, the State gave its permission on the condition that the proceeds be used for park purposes.
American Rescue Plan Act (ARPA)	ARPA is a federal stimulus bill to aid public health and economic recovery from the COVID-19 pandemic. The plan includes \$350 billion in emergency funding for state, local, territorial and tribal governments, known as the Coronavirus State and Local Fiscal Recovery Funds.
Recreation Fund	This fund provides programs that focus on youth and family enrichment, healthy lifestyles, sports and fitness and services for older adults. The Parks and Recreation Department maintains a variety of facilities and spaces that are hosted by city programs and are also available for reservation by residents. Recreation Services ensure that all residents have access to the benefits of local parks and recreation.

Grant Name

Grant Description

Congestion Mitigation Air Quality (CMAQ)

CMAQ funds are federal funds used to reduce emission from vehicle travel and provide alternatives to driving alone. Signal timing is another example of emission reduction.

Community Development Block Grant (CDBG) Fund

This fund accounts for grant funds received from the Federal Government for the purpose of developing community programs and urban renewal projects.

Highway Safety Improvements Program (HSIP)

The purpose of this federal-aid program is to achieve a significant reduction in fatalities and serious injuries on all public roads. The Hazard Elimination Safety (HES) is included in this program.

Transportation Development Act (TDA)

TDA provides state funding from sales taxes to each county and city, for transit operations and bicycle facilities.

Active Transportation Program (ATP)

Funding under this program is intended to encourage increased use of active modes of transportation, such as biking and walking. Safe Routes to School is now included in this grant program.

Surface Transportation Program (STP)

The program provides funding for construction projects to help preserve local streets and roads, such as rehabilitation, resurfacing, restoration, and roadway improvements.

Integrated Regional Water Management (IRWM) Prop 1 Grant

This program provides grant funds to projects that address drinking, waste, and storm water issues, especially for disadvantaged communities. Funds from this grant go to supporting the implementation of the project.

Grant Name**Grant Description**

**Proposition 1E Storm
Water Flood Management
Grant**

The storm water management portion of Proposition 1E is designed for projects that manage storm water runoff to reduce flooding and are ready, or nearly ready to proceed to implementation. The Storm Water Flood Management Grants are being disbursed to local agencies through the Integrated Regional Water Management (IRWM) Grant program and provide a 50 percent cost match for the project.

**One Bay Area Grant
(OBAG 2/3) Program**

The inaugural One Bay Area Grant Program was adopted by MTC in 2012 to guide federal funds from 2012-13 through 2016-17. OBAG 2 is the second round of OBAG funding and OBAG 3 is the third round of OBAG funding. The OBAG 2 and OBAG 3 program is divided into a Regional Program, managed by MTC, and a County & Local Program, managed by MTC in partnership with the nine Bay Area County Transportation Agencies. Cities and counties can use these funds to invest in:

- Local street and road maintenance
- Streetscape enhancements
- Bicycle and pedestrian improvements
- Safe Routes to School projects
- Priority Conservation Areas (PCAs)
- Transportation planning

**California Natural
Resources Agency Grant**

This funding was appropriated by the State Legislature in Senate Bill (SB) 129, Chapter 69 (Control Section 19.56 Enacted Budget), which was approved by Governor Newsom on July 12, 2021.

Grant Name

Grant Description

MTC's Pavement Management Technical Assistance Program (P-TAP)

This program uses federal dollars to help Bay Area cities and counties stretch their road budgets by:

- Implementing, updating and maintaining pavement management databases
 - Providing accurate pavement condition data to city councils, county supervisors or other local decision makers
 - Supporting the region's management of non-pavement street and road assets, such as signs, storm drains, curbs and gutters, traffic signals and streetlights as pilot projects
-

Proposition 68

The purposes of Prop 68 include creating parks, enhancing river parkways, and protecting coastal forests and wetlands. Prop 68 also provides funding for outdoor access, lower cost coastal accommodation and climate adaptation.

Safe Streets and Roads for All (SS4A)

This program funds regional, local and Tribal initiatives through grants to prevent roadway deaths and serious injuries.

Special Funds

Roadway Maintenance Projects

The City of Antioch has approximately 336 centerline miles of roadway within City limits.

As part of the City Pavement Management System Program, the City of Antioch selected a pavement management consultant to perform a Pavement Management Update for the City by inspecting the pavement conditions of arterial, collector and residential streets.

The Pavement Management System Report, which was completed in 2023, rated the City's overall network condition as a 64 PCI (Pavement Condition Index). The PCI is a value on a rating scale from 0 to 100 (where 100 is equivalent to a new street). A PCI between 60 and 69 is considered "fair". According to the 2023 Pavement Management System Report, the City's current backlog (deferred maintenance) is approximately \$302 million. Backlog is defined as the unfunded needs to bring the overall network condition to optimum levels (81-82 PCI).

In addition to the City's funds allocated to the CIP for roadway improvements projects, the City's Street Maintenance Division also contributes to roadway improvements each fiscal year repairing deteriorating pavement, utility service repairs and utility trenches. The work is performed using a combination of City staff and private contractors.

Development Impact Fees and Park-In-Lieu Fees Projects

On March 25, 2014, City Council adopted the Development Impact Fees and Quimby Act/Park In-Lieu Fees, which became effective April 24, 2014. These fees are one-time charges on new development that are collected and used by the City to cover the cost of capital facilities and infrastructure that are required to serve new growth. Implementation of these future projects is based on the rate of growth, timing of fee collection, and full project funding. The following projects will occur beyond the five-year term of this document:

EXPENDITURES	COST ESTIMATE	FUNDING SOURCES	
		Development Impact Fees	FUTURE CIP (UNFUNDED)
General Administration Capital Facilities Needs			
City Hall	\$4,978,000	\$4,978,000	\$0
Land Purchase	\$124,000	\$124,000	\$0
Vehicles	\$161,000	\$161,000	\$0
Information Technology	\$237,000	\$237,000	\$0
Total	\$5,500,000	\$5,500,000	\$0
Public Works Capital Improvements Needs			
Maintenance Yard Area	\$914,000	\$914,000	\$0
Building Space	\$2,568,000	\$2,568,000	\$0
Garbage Ramps	\$102,000	\$102,000	\$0
PW Vehicles	\$1,777,000	\$1,731,000	\$46,000
Total	\$5,361,000	\$5,315,000	\$46,000
Police Capital Improvement Needs			
PD Facility	\$11,923,000	\$11,923,000	\$0
Vehicles	\$1,129,000	\$1,052,000	\$77,000
Other	\$1,529,250	\$1,260,000	\$269,250
Total	\$14,581,250	\$14,235,000	\$346,250
Parks & Recreation Capital Facility Needs			
Facilities	\$35,773,000	\$7,286,000	\$28,487,000
New Community Center	\$17,761,000	\$14,498,000	\$3,263,000
New Library	\$31,872,000	\$6,492,000	\$25,380,000
Total	\$85,406,000	\$28,276,000	\$57,130,000
GRAND TOTAL	\$110,848,250	\$53,326,000	\$57,522,250

*Fees will be updated in FY 25/26

Projects Completed in Fiscal Year 24/25

Program Category	Investment
Community Facilities	
Prewett Park Perimeter Fence Replacement	\$350,000
Total	\$350,000
Parks & Trails	
Contra Loma Estates Park Renovation	\$2,500,000
Total	\$2,500,000
Roadway Improvements	
Neighborhood Traffic Calming Project	\$400,000
Country Hills Drive Soundwall Replacement	\$770,000
Curb, Gutter & Sidewalk Repair	\$400,000
Total	\$1,570,000
Water Systems	
Water Treatment Plant 'A' Filter Valves Replacement	\$1,000,000
Water Treatment Plant 'A' Applied Channels	\$1,000,000
Water Treatment Plant 'B' Basin Repair/Replacement	\$400,000
Polymer Room & Filter Aid Installation	\$240,000
Water Treatment Plant Chain and Flights Rehabilitation	\$500,000
Total	\$3,140,000
Projects Completed Grand Total	\$7,560,000

Projects in Progress

Program Category	Investment
Community Facilities	
Amtrak Station Upgrades	\$375,000
City Hall Office Modifications, Phase 2	\$1,621,000
Emergency Operations Center Improvements	\$480,000
Facility Maintenance & Repairs	\$805,000
Integration and Upgrade of Access Control	\$320,000
Installation of PD Radio Simulcast Tower	\$231,000
Nick Rodriguez Community Center Rehabilitation	\$2,442,000
Wi-Fi Installation Downtown	\$130,000
Public Safety and Community Resources Department Facility	\$833,000
Zero Emission Vehicle Transition	\$1,226,000
Security Fencing at City Facilities	\$168,000
Total	\$8,631,000
Parks & Trails	
Park Facilities Upgrade	\$515,000
Jacobsen Park Renovation	\$625,000
Marchetti Park Renovation	\$1,871,000
Trail Maintenance Program	\$253,000
Bicycle Garden Construction	\$5,000,000
Concrete Pathway Repairs	\$178,000
Total	\$8,442,000
Roadway Improvements	
2025/26 Sidewalk Repair Program	\$940,000
Citywide Signage Program	\$420,000
Traffic Calming Program	\$443,000
L Street Improvements	\$21,109,000
Pavement Plugs & Leveling Courses	\$2,385,000
Streetlighting Improvements	\$390,000
Antioch School Pedestrian Safety Improvements	\$100,000
Total	\$25,787,000
Traffic Signals	
Heidorn Ranch Road/Prewett Ranch Drive	\$395,000
Total	\$395,000
Wastewater & Storm Drain System	
East Antioch Creek Outfall Improvements	\$2,500,000
Total	\$2,500,000

Water System	
Water Studies and Planning	\$426,000
Water Treatment Plant Improvements	\$659,000
Water Treatment Plant Solids Handling Improvements	\$500,000
Brackish Water Desalination	\$116,100,000
AMI Water meter Reading Upgrade	\$1,866,000
Total	\$119,551,000
Projects in Progress Grand Total	\$165,306,000

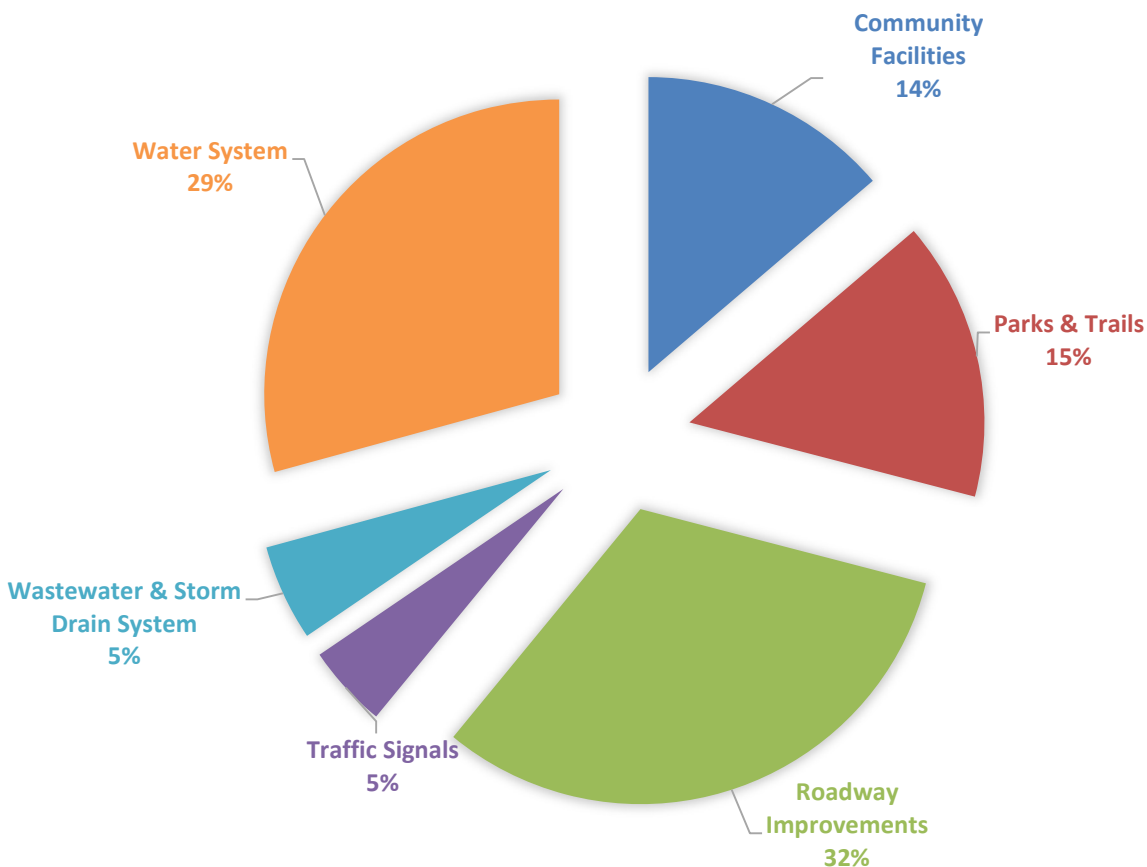
Projects Added to the CIP

Program Category	Investment
Community Facilities	
Irrigation Controller Upgrades	\$200,000
Marina Upgrades	\$150,000
Marina Pedestals Replacement	\$200,000
Total	\$550,000
Parks & Trails	
Playground Replacement Program	\$1,000,000
Total	\$1,000,000
Roadway Improvements	
James Donlon Traffic Calming	\$765,000
Sycamore Traffic Calming	\$425,000
West Tenth Street Traffic Calming	\$250,000
Total	\$1,440,000
Traffic Signals	
Countywide Smart Signal Project 2024	\$3,248,209
Total	\$3,248,000
Projects Added Total	\$6,238,000

2024-2029 CIP Projected Capital Expenditures

Program Category	Revised FY 24/25	FY 25/26	FY 26/27	FY 27/28	FY 28/29	FY 29/30	Total
Community Facilities	\$9,975	\$7,438	\$3,914	\$455	\$455	\$430	\$22,667
Parks & Trails	\$16,386	\$3,525	\$1,325	\$1,325	\$1,325	\$1,325	\$25,211
Roadway Improvements	\$16,201	\$19,138	\$6,245	\$3,500	\$4,200	\$3,300	\$52,584
Traffic Signals	\$875	\$6,205	\$0	\$0	\$400	\$0	\$7,480
Wastewater & Storm Drain System	\$2,600	\$700	\$2,098	\$2,200	\$700	\$400	\$8,698
Water System	\$9,742	\$11,275	\$8,800	\$7,625	\$5,200	\$5,550	\$48,192
Total (\$ in thousands)	\$55,779	\$48,281	\$22,382	\$15,105	\$12,280	\$11,005	\$164,832

TOTAL 5-YEAR EXPENDITURES



2024-2029 CIP Funding Sources Summary

Funding Source	Revised FY 24/25	FY 25/26	FY 26/27	FY 27/28	FY 28/29	FY 29/30	Total
Capital Improvement Funds							
AD 27/31	\$0	\$0	\$74	\$0	\$0	\$0	
Assessment District 26	\$0	\$350	\$0	\$0	\$0	\$0	
NE Annexation	\$0	\$0	\$1,998	\$0	\$0	\$0	
	\$0	\$350	\$2,072	\$0	\$0	\$0	\$2,422
Enterprise Funds							
Sewer Fund	\$1,864	\$600	\$150	\$600	\$600	\$300	
Sewer System Improvement Fund	\$1,000	\$150	\$0	\$150	\$150	\$150	
Water Fund	\$10,362	\$11,575	\$8,950	\$7,775	\$5,350	\$5,700	
	\$13,226	\$12,325	\$9,100	\$8,525	\$6,100	\$6,150	\$55,426
Grant Funds							
HSIP Grant	\$0	\$3,349	\$0	\$0	\$0	\$0	
OBAG2	\$1,469	\$0	\$0	\$0	\$0	\$0	
OBAG3	\$0	\$2,514	\$0	\$0	\$0	\$0	
Prop 68 Grant	\$2,269	\$0	\$0	\$0	\$0	\$0	
SS4A Grant	\$4,000	\$13,008	\$0	\$0	\$0	\$0	
State Grant - CNRA	\$2,178	\$0	\$0	\$0	\$0	\$0	
	\$9,916	\$18,871	\$0	\$0	\$0	\$0	\$28,787
Special Revenue Funds							
ARPA	\$1,141	\$0	\$0	\$0	\$0	\$0	
Delta Fair Fund	\$56	\$0	\$0	\$0	\$0	\$0	
Development Impact Fees	\$1,171	\$611	\$0	\$0	\$0	\$0	
Gas Tax	\$3,710	\$955	\$855	\$855	\$825	\$855	
Measure J	\$3,136	\$2,100	\$745	\$1,400	\$1,200	\$1,200	
NPDES	\$50	\$100	\$100	\$100	\$100	\$100	
Park-In-Lieu Fund	\$2,786	\$150	\$150	\$150	\$150	\$150	
RMRA	\$7,817	\$1,000	\$2,000	\$1,000	\$2,000	\$1,000	
Rule 20A	\$0	\$0	\$1,000	\$0	\$0	\$0	
Traffic Signal Fund	\$475	\$292	\$0	\$0	\$400	\$0	
	\$20,342	\$5,208	\$4,850	\$3,505	\$4,675	\$3,305	\$41,885
General Fund	\$4,055	\$1,892	\$35	\$0	\$0	\$0	\$5,982
Unfunded	\$8,240	\$9,635	\$6,325	\$3,075	\$1,505	\$1,550	\$30,330
Total (\$ in thousands)	\$55,779	\$48,281	\$22,382	\$15,105	\$12,280	\$11,005	\$164,832

Community Facilities



Revised FY

Project No.	Project Title	Funding Source	24/25	FY 25/26	FY 26/27	FY 27/28	FY 28/29	FY 29/30	Total
7928	Amtrak Station Improvements								
Project Status:	Planning/Design Stage	Gas Tax	\$375	\$0	\$0	\$0	\$0	\$0	\$375
		Total Funding	\$375	\$0	\$0	\$0	\$0	\$0	\$375
7929	Marina Basin Dredging								
Project Status:	Planning/Design Stage	Unfunded	\$0	\$500	\$0	\$0	\$0	\$0	\$500
		Total Funding	\$0	\$500	\$0	\$0	\$0	\$0	\$500
7948	Restoration of Public Art								
Project Status:	Not Initiated	General Fund	\$47	\$0	\$0	\$0	\$0	\$0	\$47
		Unfunded	\$0	\$25	\$25	\$25	\$25	\$0	\$100
		Total Funding	\$47	\$25	\$25	\$25	\$25	\$0	\$147
7949	Prewett Park Easement Fencing								
Project Status:	Planning/Design Stage	AD 27/31	\$0	\$0	\$74	\$0	\$0	\$0	\$74
		Gas Tax	\$0	\$0	\$30	\$0	\$0	\$0	\$30
		General Fund	\$0	\$0	\$35	\$0	\$0	\$0	\$35
		Unfunded	\$0	\$0	\$414	\$0	\$0	\$0	\$414
		Total Funding	\$0	\$0	\$553	\$0	\$0	\$0	\$553
7954	Murals								
Project Status:	Ongoing Program	Unfunded	\$80	\$80	\$80	\$80	\$80	\$80	\$480
		Total Funding	\$80	\$80	\$80	\$80	\$80	\$80	\$480
7955	Utility Box Art Work								
Project Status:	Planning/Design Stage	General Fund	\$1	\$0	\$0	\$0	\$0	\$0	\$1
		Total Funding	\$1	\$0	\$0	\$0	\$0	\$0	\$1
7957	City Hall Office Modifications, Phase 2								
Project Status:	Planning/Design Stage	General Fund	\$48	\$1,400	\$0	\$0	\$0	\$0	\$1,448
		Development Impact Fees	\$0	\$173	\$0	\$0	\$0	\$0	\$173
		Total Funding	\$48	\$1,573	\$0	\$0	\$0	\$0	\$1,621

*Funding amounts given in thousands of dollars

Community Facilities



Revised FY

Project No.	Project Title	Funding Source	24/25	FY 25/26	FY 26/27	FY 27/28	FY 28/29	FY 29/30	Total
7967	Prewett Park Pool Resurfacing								
Project Status:	<i>Not Initiated</i>	General Fund	\$425	\$189	\$0	\$0	\$0	\$0	\$614
		Unfunded	\$130	\$0	\$0	\$0	\$0	\$0	\$130
		Total Funding	\$555	\$189	\$0	\$0	\$0	\$0	\$744
7968	Prewett Park Grand Plaza Shade Structure Upgrade								
Project Status:	<i>Not Initiated</i>	Development Impact Fees	\$151	\$0	\$0	\$0	\$0	\$0	\$151
		Total Funding	\$151	\$0	\$0	\$0	\$0	\$0	\$151
7969	Police Department Parking Lot Expansion								
Project Status:	<i>Not Initiated</i>	Development Impact Fees	\$20	\$53	\$0	\$0	\$0	\$0	\$73
		Total Funding	\$20	\$53	\$0	\$0	\$0	\$0	\$73
7970	Police Department Investigation Unit Remodel								
Project Status:	<i>Not Initiated</i>	Development Impact Fees	\$0	\$85	\$0	\$0	\$0	\$0	\$85
		Total Funding	\$0	\$85	\$0	\$0	\$0	\$0	\$85
7971	Emergency Operations Center Improvements								
Project Status:	<i>Planning/Design Stage</i>	General Fund	\$480	\$0	\$0	\$0	\$0	\$0	\$480
		Total Funding	\$480	\$0	\$0	\$0	\$0	\$0	\$480
7976	Facility Maintenance and Repairs								
Project Status:	<i>Ongoing Program</i>	Recreational Fund	\$0	\$0	\$0	\$0	\$0	\$0	\$0
		Water Fund	\$0	\$150	\$0	\$0	\$0	\$0	\$150
		General Fund	\$805	\$0	\$0	\$0	\$0	\$0	\$805
		Unfunded	\$0	\$185	\$242	\$0	\$0	\$0	\$427
		Total Funding	\$805	\$335	\$242	\$0	\$0	\$0	\$1,382
7989	Integration and Upgrade of Access Control, Surveillance, Monitoring, and Fire Alarm								
Project Status:	<i>Under Construction</i>	Recreational Fund	\$20	\$0	\$0	\$0	\$0	\$0	\$20
		Water Fund	\$195	\$0	\$0	\$0	\$0	\$0	\$195
		Total Funding	\$215	\$0	\$0	\$0	\$0	\$0	\$215
7990	Installation of Police Department Radio Simulcast Tower								
Project Status:	<i>Planning/Design Stage</i>	General Fund	\$231	\$0	\$0	\$0	\$0	\$0	\$231
		Total Funding	\$231	\$0	\$0	\$0	\$0	\$0	\$231

*Funding amounts given in thousands of dollars

Community Facilities



Revised FY

Project No.	Project Title	Funding Source	24/25	FY 25/26	FY 26/27	FY 27/28	FY 28/29	FY 29/30	Total
7991	Nick Rodriguez Community Center Rehab								
Project Status:	<i>Planning/Design Stage</i>	State Grant - CNRA	\$2,178	\$0	\$0	\$0	\$0	\$0	\$2,178
		General Fund	\$0	\$259	\$0	\$0	\$0	\$0	\$259
		Total Funding	\$2,178	\$259	\$0	\$0	\$0	\$0	\$2,437
8005	Wi-Fi Installation in Downtown								
Project Status:	<i>Planning/Design Stage</i>	ARPA	\$130	\$0	\$0	\$0	\$0	\$0	\$130
		Total Funding	\$130	\$0	\$0	\$0	\$0	\$0	\$130
8006	Public Safety and Community Resources Department Facility								
Project Status:	<i>Planning/Design Stage</i>	ARPA	\$833	\$0	\$0	\$0	\$0	\$0	\$833
		Total Funding	\$833	\$0	\$0	\$0	\$0	\$0	\$833
8010	Antioch Community Center Carpet Replacement								
Project Status:	<i>Not Initiated</i>	Unfunded	\$0	\$75	\$0	\$0	\$0	\$0	\$75
		Total Funding	\$0	\$75	\$0	\$0	\$0	\$0	\$75
8011	Prewett Park Buildings Renovation								
Project Status:	<i>Not Initiated</i>	General Fund	\$26	\$0	\$0	\$0	\$0	\$0	\$26
		Unfunded	\$1,155	\$0	\$0	\$0	\$0	\$0	\$1,155
		Total Funding	\$1,181	\$0	\$0	\$0	\$0	\$0	\$1,181
8012	Prewett Park Concrete Improvements, Phase 4								
Project Status:	<i>Not Initiated</i>	General Fund	\$685	\$0	\$0	\$0	\$0	\$0	\$685
		Unfunded	\$625	\$0	\$0	\$0	\$0	\$0	\$625
		Total Funding	\$1,310	\$0	\$0	\$0	\$0	\$0	\$1,310
8013	Prewett Park Mechanical and Structural Evaluation								
Project Status:	<i>Not Initiated</i>	General Fund	\$50	\$0	\$0	\$0	\$0	\$0	\$50
		Total Funding	\$50	\$0	\$0	\$0	\$0	\$0	\$50
8018	Zero Emission Vehicle Transition								
Project Status:	<i>Planning/Design Stage</i>	General Fund	\$328	\$0	\$0	\$0	\$0	\$0	\$328
		Unfunded	\$0	\$2,000	\$2,000	\$0	\$0	\$0	\$4,000
		Total Funding	\$328	\$2,000	\$2,000	\$0	\$0	\$0	\$4,328

*Funding amounts given in thousands of dollars

Community Facilities



Project No.	Project Title	Funding Source	Revised FY						Total
			24/25	FY 25/26	FY 26/27	FY 27/28	FY 28/29	FY 29/30	
8019	Prewett Water Park Prewett Peak Structure Remediation								
Project Status:	Not Initiated	Unfunded	\$0	\$0	\$364	\$0	\$0	\$0	\$364
		Total Funding	\$0	\$0	\$364	\$0	\$0	\$0	\$364
8020	Prewett Water Park Mechanical Improvements								
Project Status:	Not Initiated	General Fund	\$89	\$44	\$0	\$0	\$0	\$0	\$133
		Total Funding	\$89	\$44	\$0	\$0	\$0	\$0	\$133
8021	Antioch Community Center Interior Painting								
Project Status:	Not Initiated	Unfunded	\$50	\$0	\$0	\$0	\$0	\$0	\$50
		Total Funding	\$50	\$0	\$0	\$0	\$0	\$0	\$50
8022	Dispatch Communications Center Improvements								
Project Status:	Not Initiated	Unfunded	\$0	\$1,300	\$300	\$0	\$0	\$0	\$1,600
		Total Funding	\$0	\$1,300	\$300	\$0	\$0	\$0	\$1,600
8023	Property and Evidence Storage Building								
Project Status:	Not Initiated	Development Impact Fees	\$0	\$300	\$0	\$0	\$0	\$0	\$300
		Total Funding	\$0	\$300	\$0	\$0	\$0	\$0	\$300
8024	Police Department Records Area Remodel								
Project Status:	Not Initiated	Unfunded	\$0	\$70	\$0	\$0	\$0	\$0	\$70
		Total Funding	\$0	\$70	\$0	\$0	\$0	\$0	\$70
8025	Security Fencing at City Facilities								
Project Status:	Under Construction	Water Fund	\$112	\$0	\$0	\$0	\$0	\$0	\$112
		Delta Fair Fund	\$56	\$0	\$0	\$0	\$0	\$0	\$56
		Total Funding	\$168	\$0	\$0	\$0	\$0	\$0	\$168
8027	Window Security at City Hall								
Project Status:	Not Initiated	Unfunded	\$50	\$0	\$0	\$0	\$0	\$0	\$50
		Total Funding	\$50	\$0	\$0	\$0	\$0	\$0	\$50
8028	Citywide Key Upgrades								
Project Status:	Not Initiated	Unfunded	\$250	\$0	\$0	\$0	\$0	\$0	\$250
		Total Funding	\$250	\$0	\$0	\$0	\$0	\$0	\$250

*Funding amounts given in thousands of dollars

Community Facilities



			Revised FY						
Project No.	Project Title	Funding Source	24/25	FY 25/26	FY 26/27	FY 27/28	FY 28/29	FY 29/30	Total
8030	Irrigation Controller Upgrades								
Project Status:	Not Initiated	Unfunded	\$200	\$200	\$200	\$200	\$200	\$200	\$1,200
		Total Funding	\$200	\$200	\$200	\$200	\$200	\$200	\$1,200
8032	Marina Pedestals Replacement								
Project Status:	Not Initiated	Unfunded	\$0	\$200	\$0	\$0	\$0	\$0	\$200
		Total Funding	\$0	\$200	\$0	\$0	\$0	\$0	\$200
8033	Marina Upgrades								
Project Status:	Not Initiated	Unfunded	\$150	\$150	\$150	\$150	\$150	\$150	\$900
		Total Funding	\$150	\$150	\$150	\$150	\$150	\$150	\$900
Total Community Facilities Funding			\$9,975	\$7,438	\$3,914	\$455	\$455	\$430	\$22,667

*Funding amounts given in thousands of dollars

Parks & Trails



Revised FY

Project No.	Project Title	Funding Source	24/25	FY 25/26	FY 26/27	FY 27/28	FY 28/29	FY 29/30	Total
7026	Park Facilities Upgrade								
Project Status:	Ongoing Program	Park-In-Lieu Fund	\$515	\$150	\$150	\$150	\$150	\$150	\$1,265
		Total Funding	\$515	\$150	\$150	\$150	\$150	\$150	\$1,265
7945	Jacobsen Park Renovation								
Project Status:	Planning/Design Stage	Park-In-Lieu Fund	\$625	\$0	\$0	\$0	\$0	\$0	\$625
		Total Funding	\$625	\$0	\$0	\$0	\$0	\$0	\$625
7946	Marchetti Park Renovation								
Project Status:	Planning/Design Stage	Park-In-Lieu Fund	\$1,223	\$0	\$0	\$0	\$0	\$0	\$1,223
		Prop 68 Grant	\$248	\$0	\$0	\$0	\$0	\$0	\$248
		General Fund	\$400	\$0	\$0	\$0	\$0	\$0	\$400
		Total Funding	\$1,871	\$0	\$0	\$0	\$0	\$0	\$1,871
7960	Contra Loma Estates Park Renovation								
Project Status:	Under Construction	Prop 68 Grant	\$2,021	\$0	\$0	\$0	\$0	\$0	\$2,021
		Park-In-Lieu Fund	\$200	\$0	\$0	\$0	\$0	\$0	\$200
		Total Funding	\$2,221	\$0	\$0	\$0	\$0	\$0	\$2,221
7983	Trail Maintenance Program								
Project Status:	Ongoing Program	Gas Tax	\$253	\$175	\$175	\$175	\$175	\$175	\$1,128
		Total Funding	\$253	\$175	\$175	\$175	\$175	\$175	\$1,128
7984	Community Park Synthetic Turf Replacement								
Project Status:	Not Initiated	Unfunded	\$0	\$2,200	\$0	\$0	\$0	\$0	\$2,200
		Total Funding	\$0	\$2,200	\$0	\$0	\$0	\$0	\$2,200
8007	Bicycle Garden Construction								
Project Status:	Planning/Design Stage	SS4A Grant	\$4,000	\$0	\$0	\$0	\$0	\$0	\$4,000
		Development Impact Fees	\$1,000	\$0	\$0	\$0	\$0	\$0	\$1,000
		Total Funding	\$5,000	\$0	\$0	\$0	\$0	\$0	\$5,000
8008	Rivertown Community Space								
Project Status:	Planning/Design Stage	Park-In-Lieu Fund	\$223	\$0	\$0	\$0	\$0	\$0	\$223
		Unfunded	\$4,500	\$0	\$0	\$0	\$0	\$0	\$4,500
		Total Funding	\$4,723	\$0	\$0	\$0	\$0	\$0	\$4,723

*Funding amounts given in thousands of dollars

Parks & Trails



Project No.	Project Title	Funding Source	Revised FY						Total
			24/25	FY 25/26	FY 26/27	FY 27/28	FY 28/29	FY 29/30	
8031	Playground Replacement Program								
Project Status:	Not Initiated	Unfunded	\$1,000	\$1,000	\$1,000	\$1,000	\$1,000	\$1,000	\$6,000
		Total Funding	\$1,000	\$1,000	\$1,000	\$1,000	\$1,000	\$1,000	\$6,000
8037	Concrete Pathway Repairs								
Project Status:	Under Construction	ARPA	\$178	\$0	\$0	\$0	\$0	\$0	\$178
		Total Funding	\$178	\$0	\$0	\$0	\$0	\$0	\$178
Total Parks & Trails Funding			\$16,386	\$3,525	\$1,325	\$1,325	\$1,325	\$1,325	\$25,211

*Funding amounts given in thousands of dollars

Roadway Improvements



Project No.	Project Title	Funding Source	Revised FY						Total
			24/25	FY 25/26	FY 26/27	FY 27/28	FY 28/29	FY 29/30	
7355	Pedestrian/ADA Improvements								
Project Status:	Ongoing Program	Measure J	\$485	\$0	\$0	\$500	\$0	\$500	\$1,485
		Total Funding	\$485	\$0	\$0	\$500	\$0	\$500	\$1,485
7358	Sidewalk Repair Program								
Project Status:	Ongoing Program	Gas Tax	\$313	\$150	\$150	\$150	\$150	\$150	\$1,063
		Sewer Fund	\$314	\$150	\$150	\$150	\$150	\$150	\$1,064
		Water Fund	\$313	\$150	\$150	\$150	\$150	\$150	\$1,063
		Total Funding	\$940	\$450	\$450	\$450	\$450	\$450	\$3,190
7359	Pavement Management System Program								
Project Status:	Ongoing Program	Gas Tax	\$35	\$80	\$0	\$30	\$0	\$30	\$175
		Unfunded	\$0	\$0	\$0	\$70	\$0	\$70	\$140
		Total Funding	\$35	\$80	\$0	\$100	\$0	\$100	\$315
7362	Pavement Surface Treatments								
Project Status:	Ongoing Program	Measure J	\$10	\$1,400	\$0	\$200	\$500	\$0	\$2,110
		RMRA	\$0	\$1,000	\$0	\$1,000	\$0	\$1,000	\$3,000
		Total Funding	\$10	\$2,400	\$0	\$1,200	\$500	\$1,000	\$5,110
7363	Hillcrest Ave. Left Turn at Wild Horse Road								
Project Status:	Not Initiated	Assessment District 26	\$0	\$350	\$0	\$0	\$0	\$0	\$350
		Total Funding	\$0	\$350	\$0	\$0	\$0	\$0	\$350
7448	Transportation Impact Fee Study								
Project Status:	Ongoing Program	Measure J	\$41	\$0	\$45	\$0	\$0	\$0	\$86
		Total Funding	\$41	\$0	\$45	\$0	\$0	\$0	\$86
7921	Citywide Signage Program								
Project Status:	Ongoing Program	General Fund	\$420	\$0	\$0	\$0	\$0	\$0	\$420
		Unfunded	\$0	\$500	\$500	\$0	\$0	\$0	\$1,000
		Total Funding	\$420	\$500	\$500	\$0	\$0	\$0	\$1,420

*Funding amounts given in thousands of dollars

Roadway Improvements



Project No.	Project Title	Funding Source	Revised FY						Total
			24/25	FY 25/26	FY 26/27	FY 27/28	FY 28/29	FY 29/30	
7922	Traffic Calming Program								
Project Status:	Ongoing Program	Measure J	\$393	\$150	\$150	\$150	\$150	\$150	\$1,143
		Gas Tax	\$50	\$50	\$50	\$50	\$50	\$50	\$300
		Total Funding	\$443	\$200	\$200	\$200	\$200	\$200	\$1,443
7925	L Street Improvements								
Project Status:	Planning/Design Stage	RMRA	\$5,432	\$0	\$0	\$0	\$0	\$0	\$5,432
		OBAG2	\$1,469	\$0	\$0	\$0	\$0	\$0	\$1,469
		Measure J	\$1,200	\$0	\$0	\$0	\$0	\$0	\$1,200
		SS4A Grant	\$0	\$13,008	\$0	\$0	\$0	\$0	\$13,008
		Total Funding	\$8,101	\$13,008	\$0	\$0	\$0	\$0	\$21,109
7940	Pavement Plugs and Leveling Courses								
Project Status:	Ongoing Program	RMRA	\$2,385	\$0	\$2,000	\$0	\$2,000	\$0	\$6,385
		Total Funding	\$2,385	\$0	\$2,000	\$0	\$2,000	\$0	\$6,385
7941	Streetlighting Improvements								
Project Status:	Planning/Design Stage	Gas Tax	\$390	\$0	\$0	\$0	\$0	\$0	\$390
		Unfunded	\$0	\$1,100	\$1,000	\$0	\$0	\$0	\$2,100
		Total Funding	\$390	\$1,100	\$1,000	\$0	\$0	\$0	\$2,490
7943	Median Island Improvements								
Project Status:	Ongoing Program	Gas Tax	\$400	\$400	\$400	\$400	\$400	\$400	\$2,400
		Measure J	\$941	\$550	\$550	\$550	\$550	\$550	\$3,691
		Total Funding	\$1,341	\$950	\$950	\$950	\$950	\$950	\$6,091
7958	Overhead Utility Undergrounding								
Project Status:	Not Initiated	Rule 20A	\$0	\$0	\$1,000	\$0	\$0	\$0	\$1,000
		Total Funding	\$0	\$0	\$1,000	\$0	\$0	\$0	\$1,000
8009	Antioch School Pedestrian Safety Improvements								
Project Status:	Ongoing Program	Gas Tax	\$50	\$50	\$50	\$50	\$50	\$50	\$300
		Unfunded	\$50	\$50	\$50	\$50	\$50	\$50	\$300
		Total Funding	\$100	\$100	\$100	\$100	\$100	\$100	\$600

*Funding amounts given in thousands of dollars

Roadway Improvements



Project No.	Project Title	Funding Source	Revised FY						Total
			24/25	FY 25/26	FY 26/27	FY 27/28	FY 28/29	FY 29/30	
8034	James Donlon Traffic Calming								
Project Status:	Not Initiated	Gas Tax	\$865	\$0	\$0	\$0	\$0	\$0	\$865
		Total Funding	\$865	\$0	\$0	\$0	\$0	\$0	\$865
8035	Sycamore Traffic Calming								
Project Status:	Planning/Design Stage	Gas Tax	\$425	\$0	\$0	\$0	\$0	\$0	\$425
		Total Funding	\$425	\$0	\$0	\$0	\$0	\$0	\$425
8036	West Tenth Street Traffic Calming								
Project Status:	Not Initiated	Gas Tax	\$220	\$0	\$0	\$0	\$0	\$0	\$220
		Total Funding	\$220	\$0	\$0	\$0	\$0	\$0	\$220
Total Roadway Improvements Funding			\$16,201	\$19,138	\$6,245	\$3,500	\$4,200	\$3,300	\$52,584

*Funding amounts given in thousands of dollars

Traffic Signals



Project No.	Project Title	Funding Source	Revised FY						Total
			24/25	FY 25/26	FY 26/27	FY 27/28	FY 28/29	FY 29/30	
7447	Traffic Signal: James Donlon Blvd./Metcalf St								
Project Status:	Not Initiated	Traffic Signal Fund	\$0	\$0	\$0	\$0	\$400	\$0	\$400
		Total Funding	\$0	\$0	\$0	\$0	\$400	\$0	\$400
7977	Traffic Signal: Heidorn Ranch Road/Prewett Ranch Drive								
Project Status:	Planning/Design Stage	Traffic Signal Fund	\$395	\$0	\$0	\$0	\$0	\$0	\$395
		Total Funding	\$395	\$0	\$0	\$0	\$0	\$0	\$395
8014	Trail Crossing Improvements								
Project Status:	Not Initiated	HSIP Grant	\$0	\$828	\$0	\$0	\$0	\$0	\$828
		Traffic Signal Fund	\$70	\$22	\$0	\$0	\$0	\$0	\$92
		Total Funding	\$70	\$850	\$0	\$0	\$0	\$0	\$920
8015	Signal System Upgrade at Various Locations								
Project Status:	Not Initiated	HSIP Grant	\$0	\$2,521	\$0	\$0	\$0	\$0	\$2,521
		Traffic Signal Fund	\$10	\$270	\$0	\$0	\$0	\$0	\$280
		Total Funding	\$10	\$2,791	\$0	\$0	\$0	\$0	\$2,801
8029	Countywide Smart Signals								
Project Status:	Planning/Design Stage	Gas Tax	\$334	\$50	\$0	\$0	\$0	\$0	\$384
		Measure J	\$66	\$0	\$0	\$0	\$0	\$0	\$66
		OBAG3	\$0	\$2,514	\$0	\$0	\$0	\$0	\$2,514
		Total Funding	\$400	\$2,564	\$0	\$0	\$0	\$0	\$2,964
Total Traffic Signals Funding			\$875	\$6,205	\$0	\$0	\$400	\$0	\$7,480

*Funding amounts given in thousands of dollars

Wastewater & Storm Drain System



Project No.	Project Title	Funding Source	Revised FY						Total
			24/25	FY 25/26	FY 26/27	FY 27/28	FY 28/29	FY 29/30	
7724	Sewer Main Improvements Program								
Project Status:	Ongoing Program	Sewer System Improvement Fund	\$0	\$150	\$0	\$150	\$150	\$150	\$600
		Total Funding	\$0	\$150	\$0	\$150	\$150	\$150	\$600
7736	Sewer Facility Rehabilitation Program								
Project Status:	Ongoing Program	Sewer Fund	\$0	\$150	\$0	\$150	\$150	\$150	\$600
		Total Funding	\$0	\$150	\$0	\$150	\$150	\$150	\$600
7745	Northeast Antioch Annexation Infrastructure								
Project Status:	Not Initiated	NE Annexation	\$0	\$0	\$1,998	\$0	\$0	\$0	\$1,998
		Unfunded	\$0	\$0	\$0	\$1,500	\$0	\$0	\$1,500
		Total Funding	\$0	\$0	\$1,998	\$1,500	\$0	\$0	\$3,498
7750	Trash Capture Devices								
Project Status:	Ongoing Program	NPDES	\$50	\$100	\$100	\$100	\$100	\$100	\$550
		Total Funding	\$50	\$100	\$100	\$100	\$100	\$100	\$550
7923	Sewer Main Trenchless Rehabilitation								
Project Status:	Ongoing Program	Sewer Fund	\$50	\$300	\$0	\$300	\$300	\$0	\$950
		Total Funding	\$50	\$300	\$0	\$300	\$300	\$0	\$950
7993	East Antioch Creek Outfall Improvements								
Project Status:	Planning/Design Stage	Sewer Fund	\$1,500	\$0	\$0	\$0	\$0	\$0	\$1,500
		Sewer System Improvement Fund	\$1,000	\$0	\$0	\$0	\$0	\$0	\$1,000
		Total Funding	\$2,500	\$0	\$0	\$0	\$0	\$0	\$2,500
Total Wastewater & Storm Drain System Funding			\$2,600	\$700	\$2,098	\$2,200	\$700	\$400	\$8,698

*Funding amounts given in thousands of dollars

Water System



Project No.	Project Title	Funding Source	Revised FY						Total
			24/25	FY 25/26	FY 26/27	FY 27/28	FY 28/29	FY 29/30	
7628	Water Main Replacement Program								
Project Status:	Ongoing Program	Water Fund	\$294	\$2,000	\$0	\$2,000	\$0	\$2,000	\$6,294
		Total Funding	\$294	\$2,000	\$0	\$2,000	\$0	\$2,000	\$6,294
7670	Water Treatment Plant Operations								
Project Status:	Ongoing Program	Water Fund	\$0	\$500	\$0	\$500	\$0	\$500	\$1,500
		Total Funding	\$0	\$500	\$0	\$500	\$0	\$500	\$1,500
7672	Water Studies and Planning								
Project Status:	Ongoing Program	Water Fund	\$426	\$225	\$300	\$225	\$200	\$300	\$1,676
		Total Funding	\$426	\$225	\$300	\$225	\$200	\$300	\$1,676
7674	Storage Reservoir Rehabilitation								
Project Status:	Not Initiated	Water Fund	\$0	\$1,600	\$1,500	\$0	\$0	\$800	\$3,900
		Total Funding	\$0	\$1,600	\$1,500	\$0	\$0	\$800	\$3,900
7675	Water Treatment Plant Improvements								
Project Status:	Ongoing Program	Water Fund	\$659	\$475	\$500	\$450	\$500	\$450	\$3,034
		Total Funding	\$659	\$475	\$500	\$450	\$500	\$450	\$3,034
7682	Water Treatment Plant Solids Handling Improvements								
Project Status:	Planning/Design Stage	Water Fund	\$500	\$700	\$0	\$250	\$0	\$0	\$1,450
		Total Funding	\$500	\$700	\$0	\$250	\$0	\$0	\$1,450
7684	Water Treatment Plant Drainage Capture								
Project Status:	Not Initiated	Water Fund	\$0	\$0	\$0	\$200	\$0	\$0	\$200
		Total Funding	\$0	\$0	\$0	\$200	\$0	\$0	\$200
7697	Water Treatment Plant Electrical Upgrade								
Project Status:	Planning/Design Stage	Water Fund	\$0	\$1,350	\$0	\$1,000	\$0	\$0	\$2,350
		Total Funding	\$0	\$1,350	\$0	\$1,000	\$0	\$0	\$2,350
7699	Brackish Water Desalination								
Project Status:	Under Construction	Water Fund	\$5,821	\$0	\$0	\$0	\$0	\$0	\$5,821
		Total Funding	\$5,821	\$0	\$0	\$0	\$0	\$0	\$5,821

*Funding amounts given in thousands of dollars

Water System



Project No.	Project Title	Funding Source	Revised FY						Total
			24/25	FY 25/26	FY 26/27	FY 27/28	FY 28/29	FY 29/30	
7935	Re-Coating Surface of Clearwells and Fluoride Storage								
Project Status:	Not Initiated	Water Fund	\$0	\$0	\$300	\$0	\$0	\$0	\$300
		Total Funding	\$0	\$0	\$300	\$0	\$0	\$0	\$300
7937	Pittsburg / Antioch Water Intertie								
Project Status:	Not Initiated	Water Fund	\$0	\$775	\$0	\$0	\$0	\$0	\$775
		Total Funding	\$0	\$775	\$0	\$0	\$0	\$0	\$775
7952	Parallel Raw Water Pipeline								
Project Status:	Not Initiated	Water Fund	\$0	\$0	\$0	\$0	\$2,000	\$0	\$2,000
		Total Funding	\$0	\$0	\$0	\$0	\$2,000	\$0	\$2,000
7978	Water Treatment Plant HVAC Systems								
Project Status:	Not Initiated	Water Fund	\$0	\$0	\$0	\$1,500	\$0	\$0	\$1,500
		Total Funding	\$0	\$0	\$0	\$1,500	\$0	\$0	\$1,500
7979	Water Treatment Plant B Flash Mixers								
Project Status:	Not Initiated	Water Fund	\$0	\$0	\$500	\$0	\$0	\$0	\$500
		Total Funding	\$0	\$0	\$500	\$0	\$0	\$0	\$500
7980	Water Treatment Plant B Solar Covers								
Project Status:	Not Initiated	Water Fund	\$0	\$500	\$0	\$0	\$0	\$0	\$500
		Total Funding	\$0	\$500	\$0	\$0	\$0	\$0	\$500
7981	Water Treatment Plant B Improvements								
Project Status:	Not Initiated	Water Fund	\$0	\$0	\$500	\$0	\$500	\$0	\$1,000
		Total Funding	\$0	\$0	\$500	\$0	\$500	\$0	\$1,000
7992	AMI Water Meter Reading Upgrade								
Project Status:	Ongoing Program	Water Fund	\$1,866	\$1,500	\$1,500	\$1,500	\$1,500	\$1,500	\$9,366
		Total Funding	\$1,866	\$1,500	\$1,500	\$1,500	\$1,500	\$1,500	\$9,366
7996	Sodium Hypochlorite Injection Distribution System Improvements								
Project Status:	Not Initiated	Water Fund	\$0	\$0	\$2,500	\$0	\$0	\$0	\$2,500
		Total Funding	\$0	\$0	\$2,500	\$0	\$0	\$0	\$2,500

*Funding amounts given in thousands of dollars

Water System



Project No.	Project Title	Funding Source	Revised FY						Total
			24/25	FY 25/26	FY 26/27	FY 27/28	FY 28/29	FY 29/30	
7997	Water Treatment Plant Variable Frequency Drives								
Project Status:	Not Initiated	Water Fund	\$0	\$0	\$0	\$0	\$500	\$0	\$500
		Total Funding	\$0	\$0	\$0	\$0	\$500	\$0	\$500
8001	Chemical Injection Modifications								
Project Status:	Not Initiated	Water Fund	\$176	\$0	\$0	\$0	\$0	\$0	\$176
		Total Funding	\$176	\$0	\$0	\$0	\$0	\$0	\$176
8002	Water Treatment Plant Generator Replacement								
Project Status:	Not Initiated	Water Fund	\$0	\$0	\$900	\$0	\$0	\$0	\$900
		Total Funding	\$0	\$0	\$900	\$0	\$0	\$0	\$900
8003	Canal Pump Variable Frequency Drives								
Project Status:	Not Initiated	Water Fund	\$0	\$0	\$300	\$0	\$0	\$0	\$300
		Total Funding	\$0	\$0	\$300	\$0	\$0	\$0	\$300
8004	Lone Tree Way Booster Pump Improvements								
Project Status:	Not Initiated	Water Fund	\$0	\$1,100	\$0	\$0	\$0	\$0	\$1,100
		Total Funding	\$0	\$1,100	\$0	\$0	\$0	\$0	\$1,100
8017	Reservoir Road Rehabilitation								
Project Status:	Not Initiated	Water Fund	\$0	\$550	\$0	\$0	\$0	\$0	\$550
		Total Funding	\$0	\$550	\$0	\$0	\$0	\$0	\$550
Total Water System Funding			\$9,742	\$11,275	\$8,800	\$7,625	\$5,200	\$5,550	\$48,192

*Funding amounts given in thousands of dollars

Park Facilities Upgrade

Location: Citywide

Project Manager: Derek Traya

Estimated Completion: Ongoing Program



Project Description: This project will rehabilitate and upgrade aging park playground equipment and facilities throughout the City.

Justification: Upgrades to community parks help maintain a healthy community.

[illegible]

Pedestrian/ADA Improvements

Location: Citywide

Project Manager: Scott Buenting

Estimated Completion: Ongoing Program



Project Description: This project will construct new curb ramps in conformance with State and American with Disability Act guidelines and replace damaged sidewalks.

Justification: The project will improve pedestrian access by installing curb ramps and reducing hazards in the public right of way.

Funding Sources	Current	Proposed					Total
	FY 24/25	FY 25/26	FY 26/27	FY 27/28	FY 28/29	FY 29/30	
Measure J	\$ 485,000	\$ -	\$ -	\$ 500,000	\$ -	\$ 500,000	\$ 1,485,000
TOTAL	\$ 485,000	\$ -	\$ -	\$ 500,000	\$ -	\$ 500,000	\$ 1,485,000

A photograph showing a concrete curb and sidewalk area. There is some vegetation growing along the edge of the curb. The image is part of a document discussing the removal of concrete curbs.

Estimated Completion: Ongoing Program

Justification: Overgrown tree roots and repairs to underground utilities damage sections of concrete curb, gutter, and sidewalk. The program helps to mitigate risks of trip and fall incidents throughout the City.

[illegible]

Pavement Management System Program

Location: Citywide

Project Manager: Scott Buenting

Estimated Completion: Ongoing Program



Project Description: This program evaluates City streets every two years based on pavement condition and provides pavement repair options. The City will seek a federal grant, P-TAP (Pavement Management Technical Assistant Program) to assist with the program.

Justification: A Pavement Management Plan is required as a condition of Measure "J" funding for street improvements. P-TAP Funding is often available for this work.

Funding Sources	Current	Proposed					Total
	FY 24/25	FY 25/26	FY 26/27	FY 27/28	FY 28/29	FY 29/30	
Gas Tax	\$ 35,000	\$ 80,000	\$ -	\$ 30,000	\$ -	\$ 30,000	\$ 175,000
Unfunded	\$ -	\$ -	\$ -	\$ 70,000	\$ -	\$ 70,000	\$ 140,000
TOTAL	\$ 35,000	\$ 80,000	\$ -	\$ 100,000	\$ -	\$ 100,000	\$ 315,000

Pavement Surface Treatments

Location: Citywide

Project Manager: Scott Buenting

Estimated Completion: Ongoing Program



Project Description: This program provides pavement preservation treatments such as cape seal, micro-surfacing and other preventative maintenance treatments to extend the useful life of a roadway.

Justification: The program implements the Pavement Management System program and recommendations from residents.

Funding Sources	Current	Proposed					Total
	FY 24/25	FY 25/26	FY 26/27	FY 27/28	FY 28/29	FY 29/30	
Measure J	\$ 10,000	\$ 1,400,000	\$ -	\$ 200,000	\$ 500,000	\$ -	\$ 2,110,000
RMRA	\$ -	\$ 1,000,000	\$ -	\$ 1,000,000	\$ -	\$ 1,000,000	\$ 3,000,000
TOTAL	\$ 10,000	\$ 2,400,000	\$ -	\$ 1,200,000	\$ 500,000	\$ 1,000,000	\$ 5,110,000

Hillcrest Ave. Left Turn at Wild Horse Road

Location: Hillcrest Avenue at Wildhorse Road

Project Manager: Scott Buenting

Estimated Completion: 2026



Project Description: This project will extend the Hillcrest Avenue left turn pocket at Wildhorse Road.

Justification: Additional capacity is necessary for build out of the development to the east and future extension of Wild Horse Road to Slatten Ranch Road.

Funding Sources	Current	Proposed					Total
	FY 24/25	FY 25/26	FY 26/27	FY 27/28	FY 28/29	FY 29/30	
Assessment District 26	\$ -	\$ 350,000	\$ -	\$ -	\$ -	\$ -	\$ 350,000
TOTAL	\$ -	\$ 350,000	\$ -	\$ -	\$ -	\$ -	\$ 350,000

Traffic Signal: James Donlon Blvd./Metcalf St

Location: The intersection at James Donlon Boulevard and Metcalf Street

Project Manager: Scott Buenting

Estimated Completion: 2029



Project Description: This project will install a new traffic signal and related facilities at the intersection of James Donlon Blvd. /Metcalf Street and Laurel Road/Canada Valley Road.

Justification: This facility is expected to improve traffic safety in the area following additional development.

Funding Sources	Current	Proposed					Total
	FY 24/25	FY 25/26	FY 26/27	FY 27/28	FY 28/29	FY 29/30	
Traffic Signal Fund	\$ -	\$ -	\$ -	\$ -	\$ 400,000	\$ -	\$ 400,000
TOTAL	\$ -	\$ -	\$ -	\$ -	\$ 400,000	\$ -	\$ 400,000

Transportation Impact Fee Study

Location: Citywide

Project Manager: Scott Buenting

Estimated Completion: Ongoing Program



Project Description: This study will update the traffic impact fee program.

Justification: This study is used to assist with financing transportation improvements needed to support new development and redevelopment activities throughout the City.

Funding Sources	Current	Proposed					Total
	FY 24/25	FY 25/26	FY 26/27	FY 27/28	FY 28/29	FY 29/30	
Measure J	\$ 41,000	\$ -	\$ 45,000	\$ -	\$ -	\$ -	\$ 86,000
TOTAL	\$ 41,000	\$ -	\$ 45,000	\$ -	\$ -	\$ -	\$ 86,000

Water Main Replacement Program

Location: Citywide

Project Manager: Scott Buenting

Estimated Completion: Ongoing Program



Project Description: This program replaces deteriorated water facilities to improve efficiency in the existing system as identified in the Water System Master Plan or as requested by the Water Distribution Division.

Justification: Portions of the existing water system are aging and/or have experienced failures due to deterioration and need replacement and upgrades.

Funding Sources	Current	Proposed					Total
	FY 24/25	FY 25/26	FY 26/27	FY 27/28	FY 28/29	FY 29/30	
Water Fund	\$ 294,000	\$ 2,000,000	\$ -	\$ 2,000,000	\$ -	\$ 2,000,000	\$ 6,294,000
TOTAL	\$ 294,000	\$ 2,000,000	\$ -	\$ 2,000,000	\$ -	\$ 2,000,000	\$ 6,294,000

Water Treatment Plant Operations

Location: Water Treatment Plant

Project Manager: Marcus Woodland

Estimated Completion: Ongoing Program



Project Description: This project will replace the granular activated carbon filters of both Plant "A" and "B".

Justification: The granular activated carbon filters must be replaced every four to five years to perform efficiently.

Funding Sources	Current	Proposed					Total
	FY 24/25	FY 25/26	FY 26/27	FY 27/28	FY 28/29	FY 29/30	
Water Fund	\$ -	\$ 500,000	\$ -	\$ 500,000	\$ -	\$ 500,000	\$ 1,500,000
TOTAL	\$ -	\$ 500,000	\$ -	\$ 500,000	\$ -	\$ 500,000	\$ 1,500,000

Water Studies and Planning

Location: Citywide

Project Manager: Scott Buenting

Estimated Completion: Ongoing Program



Project Description: This project will prepare and update various water studies and planning documents including the Water System Master Plan, Water Rate Study, Risk Management Plan, Urban Water Management Plan Update, Watershed Sanitary Survey Update, Groundwater Sustainability Plan, Integrated Regional Water Management Plan, Risk Resilience Assessment and Emergency Response Plan.

Justification: Various water related studies and planning documents must be completed for the City to be compliant with State and industry requirements.

Funding Sources	Current	Proposed					Total
	FY 24/25	FY 25/26	FY 26/27	FY 27/28	FY 28/29	FY 29/30	
Water Fund	\$ 426,000	\$ 225,000	\$ 300,000	\$ 225,000	\$ 200,000	\$ 300,000	\$ 1,676,000
TOTAL	\$ 426,000	\$ 225,000	\$ 300,000	\$ 225,000	\$ 200,000	\$ 300,000	\$ 1,676,000

Storage Reservoir Rehabilitation

Location: Citywide

Project Manager: Scott Buenting

Estimated Completion: 2030



Project Description: This project rehabilitates water storage reservoirs throughout the City. Work to be performed may include recoating, repainting, installation of mixers and sampling stations and seismic upgrades.

Justification: Maintenance and upgrades of water storage reservoirs are necessary to prolong their useful lives.

Funding Sources	Current	Proposed					Total
	FY 24/25	FY 25/26	FY 26/27	FY 27/28	FY 28/29	FY 29/30	
Water Fund	\$ -	\$ 1,600,000	\$ 1,500,000	\$ -	\$ -	\$ 800,000	\$ 3,900,000
TOTAL	\$ -	\$ 1,600,000	\$ 1,500,000	\$ -	\$ -	\$ 800,000	\$ 3,900,000

Water Treatment Plant Improvements

Location: Water Treatment Plant

Project Manager: Marcus Woodland

Estimated Completion: Ongoing Program



Project Description: This project will perform minor improvements at the Water Treatment Plant. The work may include replacement of deteriorating equipment, installation of new controls, construction of facilities, clearwell improvements and installation of a Zone 1 flow meter.

Justification: Upgrades to the plant are required to maintain and/or improve the efficiency of the facility.

Funding Sources	Current	Proposed					Total
	FY 24/25	FY 25/26	FY 26/27	FY 27/28	FY 28/29	FY 29/30	
Water Fund	\$ 659,000	\$ 475,000	\$ 500,000	\$ 450,000	\$ 500,000	\$ 450,000	\$ 3,034,000
TOTAL	\$ 659,000	\$ 475,000	\$ 500,000	\$ 450,000	\$ 500,000	\$ 450,000	\$ 3,034,000

Water Treatment Plant Solids Handling Improvements

Location: Water Treatment Plant

Project Manager: Marcus Woodland

Estimated Completion: 2028



Project Description: This project will evaluate the existing solids handling and dewatering operation at the Water Treatment Plant and, if warranted, design and construct additional facilities.

Justification: Solids handling and dewatering are currently performed by a private contractor. This exercise will determine if a City owned system may be more cost effective.

Funding Sources	Current	Proposed					Total
	FY 24/25	FY 25/26	FY 26/27	FY 27/28	FY 28/29	FY 29/30	
Water Fund	\$ 500,000	\$ 700,000	\$ -	\$ 250,000	\$ -	\$ -	\$ 1,450,000
TOTAL	\$ 500,000	\$ 700,000	\$ -	\$ 250,000	\$ -	\$ -	\$ 1,450,000

Water Treatment Plant Drainage Capture

Location: Water Treatment Plant

Project Manager: Scott Buenting

Estimated Completion: 2028



Project Description: This project will re-evaluate the existing sludge lagoon. This project may include removal of accumulated solids, stabilization of banks and installation of decant/disposal system or constructing a new City owned facility.

Justification: The City may require additional capacity to accommodate emptying the clarifiers for routine or special maintenance.

Funding Sources	Current	Proposed					Total
	FY 24/25	FY 25/26	FY 26/27	FY 27/28	FY 28/29	FY 29/30	
Water Fund	\$ -	\$ -	\$ -	\$ 200,000	\$ -	\$ -	\$ 200,000
TOTAL	\$ -	\$ -	\$ -	\$ 200,000	\$ -	\$ -	\$ 200,000

Water Treatment Plant Electrical Upgrade

Location: Water Treatment Plant

Project Manager: Scott Buenting

Estimated Completion: 2028



Project Description: The project will relocate and upgrade the aging electric facilities at the Water Treatment Plant.

Justification: Electrical equipment is aging and requires upgrades to continue to function properly.

Funding Sources	Current	Proposed					Total
	FY 24/25	FY 25/26	FY 26/27	FY 27/28	FY 28/29	FY 29/30	
Water Fund	\$ -	\$ 1,350,000	\$ -	\$ 1,000,000	\$ -	\$ -	\$ 2,350,000
TOTAL	\$ -	\$ 1,350,000	\$ -	\$ 1,000,000	\$ -	\$ -	\$ 2,350,000

Estimated Completion: 2025

Justification: This process will enable the City the ability to treat river water in times of drought and future dry conditions due to climate change and protect the City's Pre-1914 water rights.

Funding Sources	Current	Proposed					Total
	FY 24/25	FY 25/26	FY 26/27	FY 27/28	FY 28/29	FY 29/30	
Water Fund	\$ 5,821,000	\$ -	\$ -	\$ -	\$ -	\$ -	\$ 5,821,000
TOTAL	\$ 5,821,000	\$ -	\$ -	\$ -	\$ -	\$ -	\$ 5,821,000

Sewer Main Improvements Program

Location: Citywide

Project Manager: Scott Buenting

Estimated Completion: Ongoing Program



Project Description: Improvements to the existing sanitary sewer collection system are needed to increase functionality or expand capacity.

Justification: The Wastewater System Collection Master Plan and the Public Works Department have identified existing sewer lines to be upgraded.

Funding Sources	Current	Proposed					Total
	FY 24/25	FY 25/26	FY 26/27	FY 27/28	FY 28/29	FY 29/30	
Sewer System Improvement Fund	\$ -	\$ 150,000	\$ -	\$ 150,000	\$ 150,000	\$ 150,000	\$ 600,000
TOTAL	\$ -	\$ 150,000	\$ -	\$ 150,000	\$ 150,000	\$ 150,000	\$ 600,000

Sewer Facility Rehabilitation Program

Location: Citywide

Project Manager: Scott Buenting

Estimated Completion: Ongoing Program



Project Description: This program rehabilitates damaged and deteriorating sewer collection facilities.

Justification: These improvements reduce maintenance cost, prevent overflows, and improve sewer flow capacity.

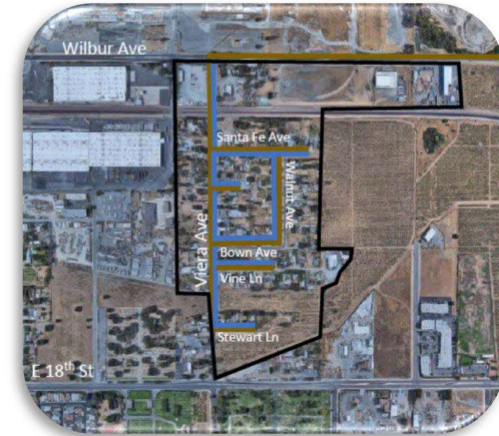
Funding Sources	Current	Proposed					Total
	FY 24/25	FY 25/26	FY 26/27	FY 27/28	FY 28/29	FY 29/30	
Sewer Fund	\$ -	\$ 150,000	\$ -	\$ 150,000	\$ 150,000	\$ 150,000	\$ 600,000
TOTAL	\$ -	\$ 150,000	\$ -	\$ 150,000	\$ 150,000	\$ 150,000	\$ 600,000

Northeast Antioch Annexation Infrastructure

Location: Northeast Annexation area

Project Manager: Scott Buenting

Estimated Completion: 2028



Project Description: This project will construct new underground facilities and provide additional infrastructure on St. Claire Dr, Trembath Lane, Viera Ave, Stewart Lane, Vine Lane, Bown Ave, Walnut Ave, Santa Fe Ave, and Wilbur Ave.

Justification: Domestic water and sanitary sewer facilities have been installed in some of these areas. Additional work may include storm water collection, curb, gutter and sidewalk and street lighting.

Funding Sources	Current	Proposed					Total
	FY 24/25	FY 25/26	FY 26/27	FY 27/28	FY 28/29	FY 29/30	
NE Annexation	\$ -	\$ -	\$ 1,998,000	\$ -	\$ -	\$ -	\$ 1,998,000
Unfunded	\$ -	\$ -	\$ -	\$ 1,500,000	\$ -	\$ -	\$ 1,500,000
TOTAL	\$ -	\$ -	\$ 1,998,000	\$ 1,500,000	\$ -	\$ -	\$ 3,498,000

Trash Capture Devices

Location: Citywide

Project Manager: Phil Hoffmeister

Estimated Completion: Ongoing Program



Project Description: This program will install full trash capture devices at various locations throughout the City to prevent trash from reaching the storm drain system, channels, creeks, and San Joaquin River. Locations will be determined depending on the type of device selected.

Justification: To provide compliance with Provision C.10 the City's MS4 National Pollutant Discharge Elimination System stormwater permit (R2-2015-0049; as amended by R2-2019-0004).

Funding Sources	Current	Proposed					Total
	FY 24/25	FY 25/26	FY 26/27	FY 27/28	FY 28/29	FY 29/30	
NPDES	\$ 50,000	\$ 100,000	\$ 100,000	\$ 100,000	\$ 100,000	\$ 100,000	\$ 550,000
TOTAL	\$ 50,000	\$ 100,000	\$ 100,000	\$ 100,000	\$ 100,000	\$ 100,000	\$ 550,000

Citywide Signage Program

Location: Citywide

Project Manager: Scott Buenting

Estimated Completion: 2027



Project Description: This program includes designing and installing facility, location and point of interest signs throughout the City.

Justification: The program will enlighten residents and visitors of numerous parks, facilities, and attractions within the City.

Funding Sources	Current	Proposed					Total
	FY 24/25	FY 25/26	FY 26/27	FY 27/28	FY 28/29	FY 29/30	
General Fund	\$ 420,000	\$ -	\$ -	\$ -	\$ -	\$ -	\$ 420,000
Unfunded	\$ -	\$ 500,000	\$ 500,000	\$ -	\$ -	\$ -	\$ 1,000,000
TOTAL	\$ 420,000	\$ 500,000	\$ 500,000	\$ -	\$ -	\$ -	\$ 1,420,000


[illegible]

Sewer Main Trenchless Rehabilitation

Location: Citywide

Project Manager: Scott Buenting

Estimated Completion: Ongoing Program



Project Description: This program rehabilitates damaged and deteriorated sanitary sewer pipelines utilizing trenchless methods such as pipe bursting and cured in-place pipe installation.

Justification: Portions of the existing sanitary sewer collection system are damaged or deteriorating and need replacement and upgrades. Trenchless rehabilitation of sanitary sewer pipelines is much less expensive than replacement of the pipeline due to the small excavation required to access the pipelines and minimum damage to the ground surface.

Funding Sources	Current	Proposed					Total
	FY 24/25	FY 25/26	FY 26/27	FY 27/28	FY 28/29	FY 29/30	
Sewer Fund	\$ 50,000	\$ 300,000	\$ -	\$ 300,000	\$ 300,000	\$ -	\$ 950,000
TOTAL	\$ 50,000	\$ 300,000	\$ -	\$ 300,000	\$ 300,000	\$ -	\$ 950,000

L Street Improvements

Location: L Street between Highway 4 and the Antioch Marina

Project Manager: Scott Buenting

Estimated Completion: 2028



Project Description: This project will consist of modifying and widening portions of the roadway, constructing new concrete curb, gutter, sidewalks and curb cuts, installing landscaping and decorative hardscape, improve bicycle access and upgrading signage and striping throughout the project. The project will be constructed in 2 phases. Phase 1 is Hwy 4 to Sycamore and W 10th to Marina. Phase 2 is Sycamore to W 10th.

Justification: Improve pedestrian and bicycle safety, traffic flow and aesthetics from Highway 4 to the Marina and the Rivertown District.

Funding Sources	Current	Proposed					Total
	FY 24/25	FY 25/26	FY 26/27	FY 27/28	FY 28/29	FY 29/30	
RMRA	\$ 5,432,000	\$ -	\$ -	\$ -	\$ -	\$ -	\$ 5,432,000
OBAG2	\$ 1,469,000	\$ -	\$ -	\$ -	\$ -	\$ -	\$ 1,469,000
Measure J	\$ 1,200,000	\$ -	\$ -	\$ -	\$ -	\$ -	\$ 1,200,000
SS4A Grant	\$ -	\$ 13,008,000	\$ -	\$ -	\$ -	\$ -	\$ 13,008,000
TOTAL	\$ 8,101,000	\$ 13,008,000	\$ -	\$ -	\$ -	\$ -	\$ 21,109,000

Amtrak Station Improvements

Location: 100 I Street

Project Manager: Scott Buenting

Estimated Completion: 2025



Project Description: This project will install landscaping, hardscaping, and benches at the current train station.

Justification: The non-operational ticket booth and bathroom have been demolished and this project will improve usage and beautify the area for better use.

Funding Sources	Current	Proposed					Total
	FY 24/25	FY 25/26	FY 26/27	FY 27/28	FY 28/29	FY 29/30	
Gas Tax	\$ 375,000	\$ -	\$ -	\$ -	\$ -	\$ -	\$ 375,000
TOTAL	\$ 375,000	\$ -	\$ -	\$ -	\$ -	\$ -	\$ 375,000

Marina Basin Dredging

Location: Antioch Marina

Project Manager: Derek Traya

Estimated Completion: 2026



Project Description: This project will remove sediment within the Marina basin to maintain an appropriate depth throughout the marina berths and waterway.

Justification: If proper depths are not maintained berths become silted and unusable resulting in a loss of revenue for the marina and loss of rentable spaces for residents.

Funding Sources	Current	Proposed					Total
	FY 24/25	FY 25/26	FY 26/27	FY 27/28	FY 28/29	FY 29/30	
Unfunded	\$ -	\$ 500,000	\$ -	\$ -	\$ -	\$ -	\$ 500,000
TOTAL	\$ -	\$ 500,000	\$ -	\$ -	\$ -	\$ -	\$ 500,000

Re-Coating Surface of Clearwells and Fluoride Storage

Location: Water Treatment Plant

Project Manager: Marcus Woodland

Estimated Completion: 2027



Project Description: The project will re-coat the top surface of the Plant “B” clearwell and the fluoride bulk tank.

Justification: Maintaining protective coating increases the life expectancy of the facilities by sealing the surface.

Funding Sources	Current	Proposed					Total
	FY 24/25	FY 25/26	FY 26/27	FY 27/28	FY 28/29	FY 29/30	
Water Fund	\$ -	\$ -	\$ 300,000	\$ -	\$ -	\$ -	\$ 300,000
TOTAL	\$ -	\$ -	\$ 300,000	\$ -	\$ -	\$ -	\$ 300,000

Pittsburg / Antioch Water Intertie

Location: Intersection of Delta Fair Blvd. and E. Leland Rd.

Project Manager: Scott Buenting

Estimated Completion: 2026



Project Description: This project will improve the connections between the City of Antioch and City of Pittsburg's water systems.

Justification: The current intertie is unreliable and in the event of an emergency, a reliable interconnection between the cities of Antioch and Pittsburg should be established to help maintain water supply.

Funding Sources	Current	Proposed					Total
	FY 24/25	FY 25/26	FY 26/27	FY 27/28	FY 28/29	FY 29/30	
Water Fund	\$ -	\$ 775,000	\$ -	\$ -	\$ -	\$ -	\$ 775,000
TOTAL	\$ -	\$ 775,000	\$ -	\$ -	\$ -	\$ -	\$ 775,000

Pavement Plugs and Leveling Courses

Location: Citywide

Project Manager: Mitchell Loving

Estimated Completion: Ongoing Program



Project Description: This program prepares roadways to receive a full street width surface treatment such as a cape seal or micro-surfacing by constructing asphalt concrete plugs and leveling courses typically within the driving lanes.

Justification: Roadway rehabilitation utilizing asphalt concrete plugs and leveling courses in conjunction with a surface treatment is a cost-effective way of extending the useful life of a roadway.

Funding Sources	Current	Proposed					Total
	FY 24/25	FY 25/26	FY 26/27	FY 27/28	FY 28/29	FY 29/30	
RMRA	\$ 2,385,000	\$ -	\$ 2,000,000	\$ -	\$ 2,000,000	\$ -	\$ 6,385,000
TOTAL	\$ 2,385,000	\$ -	\$ 2,000,000	\$ -	\$ 2,000,000	\$ -	\$ 6,385,000

Streetlighting Improvements

Location: Citywide

Project Manager: Carlos Zepeda

Estimated Completion: 2027



Project Description: This project will survey the existing street lighting throughout the City and implement improvements to increase safety and decrease energy usage.

Justification: Street lighting is inconsistent in various areas. Evaluating the existing conditions and implementing improvements increases public safety.

Funding Sources	Current	Proposed					Total
	FY 24/25	FY 25/26	FY 26/27	FY 27/28	FY 28/29	FY 29/30	
Gas Tax	\$ 390,000	\$ -	\$ -	\$ -	\$ -	\$ -	\$ 390,000
Unfunded	\$ -	\$ 1,100,000	\$ 1,000,000	\$ -	\$ -	\$ -	\$ 2,100,000
TOTAL	\$ 390,000	\$ 1,100,000	\$ 1,000,000	\$ -	\$ -	\$ -	\$ 2,490,000

Location: Citywide

Estimated Completion: Ongoing Program



Justification: These improvements will improve median islands with beautiful vegetation and decorative hardscape that will enhance the street scape aesthetics.

[illegible]

Jacobsen Park Renovation

Location: Jacobsen Park

Project Manager: Derek Traya

Estimated Completion: 2025



Project Description: This project will renovate Jacobsen Park including replacing aging playground equipment and rehabilitating existing fields and courts.

Justification: The facilities and amenities within this park are aging and deteriorated.

Funding Sources	Current	Proposed					Total
	FY 24/25	FY 25/26	FY 26/27	FY 27/28	FY 28/29	FY 29/30	
Park-In-Lieu Fund	\$ 625,000	\$ -	\$ -	\$ -	\$ -	\$ -	\$ 625,000
TOTAL	\$ 625,000	\$ -	\$ -	\$ -	\$ -	\$ -	\$ 625,000


Funding Sources	Current	Proposed					Total
	FY 24/25	FY 25/26	FY 26/27	FY 27/28	FY 28/29	FY 29/30	
Park-In-Lieu Fund	\$ 1,223,000	\$ -	\$ -	\$ -	\$ -	\$ -	\$ 1,223,000
Prop 68 Grant	\$ 248,000	\$ -	\$ -	\$ -	\$ -	\$ -	\$ 248,000
General Fund	\$ 400,000	\$ -	\$ -	\$ -	\$ -	\$ -	\$ 400,000
TOTAL	\$ 1,871,000	\$ -	\$ -	\$ -	\$ -	\$ -	\$ 1,871,000

Restoration of Public Art

Location: Citywide

Project Manager: Carlos Zepeda

Estimated Completion: 2029



Project Description: This project will include the restoration of various public art pieces throughout the City.

Justification: Many art pieces within the City are deteriorating or have been damaged and are in need of restoration.

Funding Sources	Current	Proposed					Total
	FY 24/25	FY 25/26	FY 26/27	FY 27/28	FY 28/29	FY 29/30	
General Fund	\$ 47,000	\$ -	\$ -	\$ -	\$ -	\$ -	\$ 47,000
Unfunded	\$ -	\$ 25,000	\$ 25,000	\$ 25,000	\$ 25,000	\$ -	\$ 100,000
TOTAL	\$ 47,000	\$ 25,000	\$ 25,000	\$ 25,000	\$ 25,000	\$ -	\$ 147,000

Prewett Park Easement Fencing

Location: Prewett Park

Project Manager: Scott Buenting

Estimated Completion: 2027



Project Description: This project will construct a custom wooden fence along the property line between Lone Tree Way and the East Bay Municipal Utility District. The fence will extend a distance of approximately 3,100 feet from Deer Valley Road to the commercial property east of Prewett Park.

Justification: The existing barbed wire fencing is deteriorating and needing replacement.

Funding Sources	Current	Proposed					Total
	FY 24/25	FY 25/26	FY 26/27	FY 27/28	FY 28/29	FY 29/30	
AD 27/31	\$ -	\$ -	\$ 74,000	\$ -	\$ -	\$ -	\$ 74,000
Gas Tax	\$ -	\$ -	\$ 30,000	\$ -	\$ -	\$ -	\$ 30,000
General Fund	\$ -	\$ -	\$ 35,000	\$ -	\$ -	\$ -	\$ 35,000
Unfunded	\$ -	\$ -	\$ 414,000	\$ -	\$ -	\$ -	\$ 414,000
TOTAL	\$ -	\$ -	\$ 553,000	\$ -	\$ -	\$ -	\$ 553,000

Parallel Raw Water Pipeline

Location: Water Treatment Plant

Project Manager: Scott Buenting

Estimated Completion: 2029



Project Description: This project will construct a second pipeline for conveying raw water from the Municipal Reservoir to the Water Treatment Plant.

Justification: An additional pipeline will increase the reliability of the raw water conveyance system.

Funding Sources	Current	Proposed					Total
	FY 24/25	FY 25/26	FY 26/27	FY 27/28	FY 28/29	FY 29/30	
Water Fund	\$ -	\$ -	\$ -	\$ -	\$ 2,000,000	\$ -	\$ 2,000,000
TOTAL	\$ -	\$ -	\$ -	\$ -	\$ 2,000,000	\$ -	\$ 2,000,000

Murals

Location: Citywide

Project Manager: Brad Helfenberger

Estimated Completion: Ongoing Program



Project Description: This project will restore and paint new murals throughout the City.

Justification: The beautification of the City is important to the quality of life of residents.

[illegible]

Utility Box Art Work

Location: Citywide

Project Manager: Brad Helfenberger

Estimated Completion: 2026



Project Description: This project will paint artwork on utility boxes throughout the City.

Justification: Creating artwork and beautifying utility boxes is important to the quality of life of residents.

Funding Sources	Current	Proposed					Total
	FY 24/25	FY 25/26	FY 26/27	FY 27/28	FY 28/29	FY 29/30	
General Fund	\$ 1,000	\$ -	\$ -	\$ -	\$ -	\$ -	\$ 1,000
TOTAL	\$ 1,000	\$ -	\$ -	\$ -	\$ -	\$ -	\$ 1,000

City Hall Office Modifications, Phase 2

Location: City Hall at 200 H St.

Project Manager: Scott Buenting

Estimated Completion: 2026



Project Description: The project will consist of the second phase of remodeling the interior office space on the basement and second floor of City Hall to make it better suited for staffing needs.

Justification: The current layout of the office space is not using the space efficiently; modifications would allow for more staff working more effectively.

Funding Sources	Current	Proposed					Total
	FY 24/25	FY 25/26	FY 26/27	FY 27/28	FY 28/29	FY 29/30	
General Fund	\$ 48,000	\$ 1,400,000	\$ -	\$ -	\$ -	\$ -	\$ 1,448,000
Development Impact Fees	\$ -	\$ 173,000	\$ -	\$ -	\$ -	\$ -	\$ 173,000
TOTAL	\$ 48,000	\$ 1,573,000	\$ -	\$ -	\$ -	\$ -	\$ 1,621,000

Overhead Utility Undergrounding

Location: TBD

Project Manager: Scott Buenting

Estimated Completion: 2027



Project Description: This project will convert the overhead utilities to underground at locations to be determined.

Justification: Undergrounding overhead utilities increases safety and longevity of the system.

Funding Sources	Current	Proposed					Total
	FY 24/25	FY 25/26	FY 26/27	FY 27/28	FY 28/29	FY 29/30	
Rule 20A	\$ -	\$ -	\$ 1,000,000	\$ -	\$ -	\$ -	\$ 1,000,000
TOTAL	\$ -	\$ -	\$ 1,000,000	\$ -	\$ -	\$ -	\$ 1,000,000

Contra Loma Estates Park Renovation

Location: Contra Loma Estates Park

Project Manager: Mitchell Loving

Estimated Completion: 2025



Project Description: This project will renovate Contra Loma Estates Park by constructing new lighted walking pathways with outdoor exercise equipment, shaded picnic, and barbeque areas, climbing features near the existing playground, a dog park, basketball court lighting and restroom.

Justification: The City received grant funding to renovate this underutilized park.

Funding Sources	Current	Proposed					Total
	FY 24/25	FY 25/26	FY 26/27	FY 27/28	FY 28/29	FY 29/30	
Prop 68 Grant	\$ 2,021,000	\$ -	\$ -	\$ -	\$ -	\$ -	\$ 2,021,000
Park-In-Lieu Fund	\$ 200,000	\$ -	\$ -	\$ -	\$ -	\$ -	\$ 200,000
TOTAL	\$ 2,221,000	\$ -	\$ -	\$ -	\$ -	\$ -	\$ 2,221,000

Prewett Park Pool Resurfacing

Location: Prewett Park

Project Manager: Brad Helfenberger

Estimated Completion: 2026



Project Description: This project will replace the deteriorating pool plaster on multiple pools.

Justification: Industry standard is to replaster commercial pools once every 10 years. None of the Water Park pools have been replastered in that timeframe. Aging pool plaster emits mineral dust that clogs pool filters creating future repairs for filtration systems. Additionally, rough spots where plaster has worn out are currently showing, creating safety hazards for guests, and generally contributing to an undesirable appearance.

Funding Sources	Current	Proposed					Total
	FY 24/25	FY 25/26	FY 26/27	FY 27/28	FY 28/29	FY 29/30	
General Fund	\$ 425,000	\$ 189,000	\$ -	\$ -	\$ -	\$ -	\$ 614,000
Unfunded	\$ 130,000	\$ -	\$ -	\$ -	\$ -	\$ -	\$ 130,000
TOTAL	\$ 555,000	\$ 189,000	\$ -	\$ -	\$ -	\$ -	\$ 744,000

Prewett Park Grand Plaza Shade Structure Upgrade

Location: Prewett Park

Project Manager: Scott Buenting

Estimated Completion: 2025



Project Description: This project will improve the shade structure at the Grand Plaza at Prewett Park by installing a lattice roof.

Justification: The previous fabric shade product was destroyed during a wind event in October 2019 and was discarded. Upgrading to a lattice roof will provide stronger product sustainability and reduce risk of injury to persons and damage to the facility.

Funding Sources	Current	Proposed					Total
	FY 24/25	FY 25/26	FY 26/27	FY 27/28	FY 28/29	FY 29/30	
Development Impact Fees	\$ 151,000	\$ -	\$ -	\$ -	\$ -	\$ -	\$ 151,000
TOTAL	\$ 151,000	\$ -	\$ -	\$ -	\$ -	\$ -	\$ 151,000

Police Department Parking Lot Expansion

Location: Police Department

Project Manager: Scott Buenting

Estimated Completion: 2026



Project Description: This project will expand staff parking at the Police Department by converting the open space located in the northwest corner of the Police facility into paved parking.

Justification: Additional parking is needed to accommodate staffing at the Police Department.

Funding Sources	Current	Proposed					Total
	FY 24/25	FY 25/26	FY 26/27	FY 27/28	FY 28/29	FY 29/30	
Development Impact Fees	\$ 20,000	\$ 53,000	\$ -	\$ -	\$ -	\$ -	\$ 73,000
TOTAL	\$ 20,000	\$ 53,000	\$ -	\$ -	\$ -	\$ -	\$ 73,000

Police Department Investigation Unit Remodel

Location: Police Department

Project Manager: Scott Buenting

Estimated Completion: 2026



Project Description: This project will reconfigure the Investigations Unit area within the Police Department.

Justification: Remodeling of the area is needed to better accommodate current usage and staffing.

Funding Sources	Current	Proposed					Total
	FY 24/25	FY 25/26	FY 26/27	FY 27/28	FY 28/29	FY 29/30	
Development Impact Fees	\$ -	\$ 85,000	\$ -	\$ -	\$ -	\$ -	\$ 85,000
TOTAL	\$ -	\$ 85,000	\$ -	\$ -	\$ -	\$ -	\$ 85,000

Location: Emergency Operations Center

Project Manager: Scott Buening

Estimated Completion: 2025



Project Description: This project will upgrade facilities, such as data connections, network components, laptops, projectors, and other technology required to effectively operate the City's Emergency Operations Center.

Justification: The Emergency Operations Center is a critical facility when disasters occur. The facilities required to effectively operate the Emergency Operations Center are currently aging and unreliable and need to be upgraded.

Funding Sources	Current	Proposed					Total
	FY 24/25	FY 25/26	FY 26/27	FY 27/28	FY 28/29	FY 29/30	
General Fund	\$ 480,000	\$ -	\$ -	\$ -	\$ -	\$ -	\$ 480,000
TOTAL	\$ 480,000	\$ -	\$ -	\$ -	\$ -	\$ -	\$ 480,000

Facility Maintenance and Repairs

Location: Citywide

Project Manager: Carlos Zepeda

Estimated Completion: Ongoing Program



Project Description: This project consists primarily of roof repairs at several City facilities. There will be additional siding repair at the Prewett Water Park and incidental HVAC ducting repairs due to roof repairs and maintenance.

Justification: Ongoing maintenance of City owned facilities is crucial to continue providing needed services to the City's residents and to maintain the value of the City's assets.

Funding Sources	Current	Proposed					Total
	FY 24/25	FY 25/26	FY 26/27	FY 27/28	FY 28/29	FY 29/30	
Recreational Fund	\$ -	\$ -	\$ -	\$ -	\$ -	\$ -	\$ -
Water Fund	\$ -	\$ 150,000	\$ -	\$ -	\$ -	\$ -	\$ 150,000
General Fund	\$ 805,000	\$ -	\$ -	\$ -	\$ -	\$ -	\$ 805,000
Unfunded	\$ -	\$ 185,000	\$ 242,000	\$ -	\$ -	\$ -	\$ 427,000
TOTAL	\$ 805,000	\$ 335,000	\$ 242,000	\$ -	\$ -	\$ -	\$ 1,382,000

[illegible]

Water Treatment Plant HVAC Systems

Location: Water Treatment Plant

Project Manager: Scott Buenting

Estimated Completion: 2028



Project Description: This project will replace various HVAC systems within the Water Treatment Plant.

Justification: The systems are aging and unreliable and need to be replaced.

Funding Sources	Current	Proposed					Total
	FY 24/25	FY 25/26	FY 26/27	FY 27/28	FY 28/29	FY 29/30	
Water Fund	\$ -	\$ -	\$ -	\$ 1,500,000	\$ -	\$ -	\$ 1,500,000
TOTAL	\$ -	\$ -	\$ -	\$ 1,500,000	\$ -	\$ -	\$ 1,500,000

Water Treatment Plant B Flash Mixers

Location: Water Treatment Plant

Project Manager: Marcus Woodland

Estimated Completion: 2027



Project Description: This project will conduct maintenance and repairs on the flash mixers at Plant B at the Water Treatment Plant.

Justification: The system has met its useful life and needs to be replaced.

Funding Sources	Current	Proposed					Total
	FY 24/25	FY 25/26	FY 26/27	FY 27/28	FY 28/29	FY 29/30	
Water Fund	\$ -	\$ -	\$ 500,000	\$ -	\$ -	\$ -	\$ 500,000
TOTAL	\$ -	\$ -	\$ 500,000	\$ -	\$ -	\$ -	\$ 500,000

Water Treatment Plant B Solar Covers

Location: Water Treatment Plant

Project Manager: Marcus Woodland

Estimated Completion: 2026



Project Description: This project will replace the solar covers at Plant B at the Water Treatment Plant.

Justification: The covers help regulate temperature within the basins. The existing covers are deteriorating and need to be replaced.

Funding Sources	Current	Proposed					Total
	FY 24/25	FY 25/26	FY 26/27	FY 27/28	FY 28/29	FY 29/30	
Water Fund	\$ -	\$ 500,000	\$ -	\$ -	\$ -	\$ -	\$ 500,000
TOTAL	\$ -	\$ 500,000	\$ -	\$ -	\$ -	\$ -	\$ 500,000

Water Treatment Plant B Improvements

Location: Water Treatment Plant

Project Manager: Marcus Woodland

Estimated Completion: 2027



Project Description: This project will replace deteriorating equipment, repair aging and damaged facilities, upgrade controls and install new facilities.

Justification: Upgrades to the facility are required to maintain and improve the efficiency of the plant.

Funding Sources	Current	Proposed					Total
	FY 24/25	FY 25/26	FY 26/27	FY 27/28	FY 28/29	FY 29/30	
Water Fund	\$ -	\$ -	\$ 500,000	\$ -	\$ 500,000	\$ -	\$ 1,000,000
TOTAL	\$ -	\$ -	\$ 500,000	\$ -	\$ 500,000	\$ -	\$ 1,000,000

Estimated Completion: Ongoing Program

Justification: Maintenance of the City's trail system provides safe access through the City's open spaces.

[illegible]

Community Park Synthetic Turf Replacement

Location: Community Park

Project Manager: Scott Buenting

Estimated Completion: 2026



Project Description: This project will rehabilitate the base material and replace the synthetic turf at the Community Park soccer fields.

Justification: The synthetic turf fields have reached their useful life.

Funding Sources	Current	Proposed					Total
	FY 24/25	FY 25/26	FY 26/27	FY 27/28	FY 28/29	FY 29/30	
Unfunded	\$ -	\$ 2,200,000	\$ -	\$ -	\$ -	\$ -	\$ 2,200,000
TOTAL	\$ -	\$ 2,200,000	\$ -	\$ -	\$ -	\$ -	\$ 2,200,000

Estimated Completion: 2025

Justification: The City seeks to always maintain the security of its employees and infrastructure. Upgrading and adding security and fire monitoring capabilities throughout the City's facilities achieves this goal.

Funding Sources	Current	Proposed					Total
	FY 24/25	FY 25/26	FY 26/27	FY 27/28	FY 28/29	FY 29/30	
Water Fund	\$ 195,000	\$ -	\$ -	\$ -	\$ -	\$ -	\$ 195,000
Recreational Fund	\$ 20,000	\$ -	\$ -	\$ -	\$ -	\$ -	\$ 20,000
TOTAL	\$ 215,000	\$ -	\$ -	\$ -	\$ -	\$ -	\$ 215,000

Installation of Police Department Radio Simulcast Tower

Location: 75 Walton Lane

Project Manager: Scott Buenting

Estimated Completion: 2025



Project Description: This project will install a simulcast tower at 75 Walton Lane that will provide additional radio coverage in the southwest part of the City.

Justification: Currently, there is a large "dead" radio coverage area in the southwest part of the city. This creates a significant safety issue for our employees, as well as the public. Installation of the radio simulcast tower will improve response to calls in this area.

Funding Sources	Current	Proposed					Total
	FY 24/25	FY 25/26	FY 26/27	FY 27/28	FY 28/29	FY 29/30	
General Fund	\$ 231,000	\$ -	\$ -	\$ -	\$ -	\$ -	\$ 231,000
TOTAL	\$ 231,000	\$ -	\$ -	\$ -	\$ -	\$ -	\$ 231,000

Nick Rodriguez Community Center Rehab

Location: Nick Rodriguez Community Center/Antioch Senior Center

Project Manager: Brad Helfenberger

Estimated Completion: 2025



Project Description: This project will remodel, upgrade ADA accessibility and technology, and replace the roof at the Nick Rodriguez Community Center and Antioch Senior Center.

Justification: Currently, the facility is not ADA compliant, existing amenities have reached the end of service life, and hazardous material mitigation will be necessary during construction. Upgrades are needed to provide high quality recreation programs and services to the residents in downtown/northern Antioch.

Funding Sources	Current	Proposed					Total
	FY 24/25	FY 25/26	FY 26/27	FY 27/28	FY 28/29	FY 29/30	
State Grant - CNRA	\$ 2,178,000	\$ -	\$ -	\$ -	\$ -	\$ -	\$ 2,178,000
General Fund	\$ -	\$ 259,000	\$ -	\$ -	\$ -	\$ -	\$ 259,000
TOTAL	\$ 2,178,000	\$ 259,000	\$ -	\$ -	\$ -	\$ -	\$ 2,437,000

Estimated Completion: Ongoing Program

Justification: The cellular water meter upgrade will provide real-time meter readings to residents online. City staff will have access to reliable water meter readings and effectively address customer service concerns. Water conservation is a priority to the City and this system upgrade enables the City to continue improving its conservation efforts.

[illegible]

Estimated Completion: 2026

Justification: The storm drains and sewer pipelines are deteriorating and causing tidal water to erode soil on the outside of the pipes. These lines affect soil stability under an access road.

Funding Sources	Current	Proposed					Total
		FY 25/26	FY 26/27	FY 27/28	FY 28/29	FY 29/30	
Sewer Fund	\$ 1,500,000	\$ -	\$ -	\$ -	\$ -	\$ -	\$ 1,500,000
Sewer System Improvement Fund	\$ 1,000,000	\$ -	\$ -	\$ -	\$ -	\$ -	\$ 1,000,000
TOTAL	\$ 2,500,000	\$ -	\$ -	\$ -	\$ -	\$ -	\$ 2,500,000

Sodium Hypochlorite Injection Distribution System Improvements

Location: Water Treatment Plant

Project Manager: Marcus Woodland

Estimated Completion: 2027



Project Description: This project will add sodium hypochlorite injection facilities at critical points of the distribution system.

Justification: The system has met its useful life and will need to be replaced. The City constantly struggles to maintain water quality in far parts of the system especially during low demand periods. Sodium hypochlorite injection will improve water quality, decrease consumer taste and odor complaints and prevent nitrification.

Funding Sources	Current	Proposed					Total
	FY 24/25	FY 25/26	FY 26/27	FY 27/28	FY 28/29	FY 29/30	
Water Fund	\$ -	\$ -	\$ 2,500,000	\$ -	\$ -	\$ -	\$ 2,500,000
TOTAL	\$ -	\$ -	\$ 2,500,000	\$ -	\$ -	\$ -	\$ 2,500,000

Water Treatment Plant Variable Frequency Drives

Location: Water Treatment Plant

Project Manager: Marcus Woodland

Estimated Completion: 2029



Project Description: This project will add variable frequency drives to the City's existing treated water distribution system with the Water Treatment Plant.

Justification: The system will allow operators to slowly ramp up and control the flow of water leaving the treatment plant into the distribution system. The current motors do not allow any modification and are off or on, which is not ideal to maintain pressure and manage the system efficiently. Variable frequency drives will lessen the likelihood of main breaks from turning on and off pumps at the plant and provide a more consistent method of operation.

Funding Sources	Current	Proposed					Total
	FY 24/25	FY 25/26	FY 26/27	FY 27/28	FY 28/29	FY 29/30	
Water Fund	\$ -	\$ -	\$ -	\$ -	\$ 500,000	\$ -	\$ 500,000
TOTAL	\$ -	\$ -	\$ -	\$ -	\$ 500,000	\$ -	\$ 500,000

Estimated Completion: 2025

Justification: Flow paced technology allows operations to manage and make changes in real time providing a more efficient and cost-effective treatment process.

[illegible]

Water Treatment Plant Generator Replacement

Location: Water Treatment Plant

Project Manager: Scott Buenting

Estimated Completion: 2027



Project Description: This project will replace the existing water treatment plant generators.

Justification: The current generators are nearing the end of their useful service life and need to be replaced to maintain future operations reliability in the event of a power failure.

Funding Sources	Current	Proposed					Total
	FY 24/25	FY 25/26	FY 26/27	FY 27/28	FY 28/29	FY 29/30	
Water Fund	\$ -	\$ -	\$ 900,000	\$ -	\$ -	\$ -	\$ 900,000
TOTAL	\$ -	\$ -	\$ 900,000	\$ -	\$ -	\$ -	\$ 900,000

Canal Pump Variable Frequency Drives

Location: Canal Pump on Lone Tree Way

Project Manager: Scott Buenting

Estimated Completion: 2027



Project Description: This project will install variable frequency drives at the canal pumps.

Justification: The variable frequency drive motors will increase the lifespan of existing pumps and allow operations to fill and drain the Antioch Municipal Reservoir more responsibly and efficiently. This addition will lessen the impact on the reservoirs earthen dam.

Funding Sources	Current	Proposed					Total
	FY 24/25	FY 25/26	FY 26/27	FY 27/28	FY 28/29	FY 29/30	
Water Fund	\$ -	\$ -	\$ 300,000	\$ -	\$ -	\$ -	\$ 300,000
TOTAL	\$ -	\$ -	\$ 300,000	\$ -	\$ -	\$ -	\$ 300,000

Lone Tree Way Booster Pump Improvements

Location: Lone Tree Way Booster Pump Station

Project Manager: Scott Buenting

Estimated Completion: 2026



Project Description: This project will replace outdated generator, electrical panels, pumps, motors, control valves and install a new flow meter at the Lone Tree Way Booster Pump Station.

Justification: The facility is aging and requires improvements for reliability and efficiency.

Funding Sources	Current	Proposed					Total
	FY 24/25	FY 25/26	FY 26/27	FY 27/28	FY 28/29	FY 29/30	
Water Fund	\$ -	\$ 1,100,000	\$ -	\$ -	\$ -	\$ -	\$ 1,100,000
TOTAL	\$ -	\$ 1,100,000	\$ -	\$ -	\$ -	\$ -	\$ 1,100,000

Wi-Fi Installation in Downtown

Location: Downtown

Project Manager: Alan Barton

Estimated Completion: 2025



Project Description: This project will install Wi-Fi connection in the downtown area of the City.

Justification: The project will provide a wireless network to ensure residents and visitors in downtown stay connected online.

Funding Sources	Current	Proposed					Total
	FY 24/25	FY 25/26	FY 26/27	FY 27/28	FY 28/29	FY 29/30	
ARPA	\$ 130,000	\$ -	\$ -	\$ -	\$ -	\$ -	\$ 130,000
TOTAL	\$ 130,000	\$ -	\$ -	\$ -	\$ -	\$ -	\$ 130,000

Estimated Completion: 2026

Justification: To improve amenities to the residents of Antioch.

Funding Sources	Current	Proposed					Total
	FY 24/25	FY 25/26	FY 26/27	FY 27/28	FY 28/29	FY 29/30	
SS4A Grant	\$ 4,000,000	\$ -	\$ -	\$ -	\$ -	\$ -	\$ 4,000,000
Development Impact Fees	\$ 1,000,000	\$ -	\$ -	\$ -	\$ -	\$ -	\$ 1,000,000
TOTAL	\$ 5,000,000	\$ -	\$ -	\$ -	\$ -	\$ -	\$ 5,000,000

Estimated Completion: 2026

Justification: This project will provide a community space in the downtown area utilizing the currently vacant parcel.

Funding Sources	Current	Proposed					Total
	FY 24/25	FY 25/26	FY 26/27	FY 27/28	FY 28/29	FY 29/30	
Park-In-Lieu Fund	\$ 223,000	\$ -	\$ -	\$ -	\$ -	\$ -	\$ 223,000
Unfunded	\$ 4,500,000	\$ -	\$ -	\$ -	\$ -	\$ -	\$ 4,500,000
TOTAL	\$ 4,723,000	\$ -	\$ -	\$ -	\$ -	\$ -	\$ 4,723,000

[illegible]

Antioch Community Center Carpet Replacement

Location: Antioch Community Center

Project Manager: Brad Helfenberger

Estimated Completion: 2026



Project Description: This project will replace carpet in staff offices and the Prewett Library.

Justification: The carpet is original and is worn out in high traffic areas. Replacing the carpet is recommended at this time.

Funding Sources	Current	Proposed					Total
	FY 24/25	FY 25/26	FY 26/27	FY 27/28	FY 28/29	FY 29/30	
Unfunded	\$ -	\$ 75,000	\$ -	\$ -	\$ -	\$ -	\$ 75,000
TOTAL	\$ -	\$ 75,000	\$ -	\$ -	\$ -	\$ -	\$ 75,000

Funding Sources	Current	Proposed					Total
	FY 24/25	FY 25/26	FY 26/27	FY 27/28	FY 28/29	FY 29/30	
General Fund	\$ 26,000	\$ -	\$ -	\$ -	\$ -	\$ -	\$ 26,000
Unfunded	\$ 1,155,000	\$ -	\$ -	\$ -	\$ -	\$ -	\$ 1,155,000
TOTAL	\$ 1,181,000	\$ -	\$ -	\$ -	\$ -	\$ -	\$ 1,181,000

Location: Prewett Water Park

Project Manager: Scott Buenting

Estimated Completion: 2025



Justification: The deck presents a safety issue in many areas. It is worn, cracked, and rough and will result in patron injury if not addressed soon.

Funding Sources	Current	Proposed					Total
	FY 24/25	FY 25/26	FY 26/27	FY 27/28	FY 28/29	FY 29/30	
General Fund	\$ 685,000	\$ -	\$ -	\$ -	\$ -	\$ -	\$ 685,000
Unfunded	\$ 625,000	\$ -	\$ -	\$ -	\$ -	\$ -	\$ 625,000
TOTAL	\$ 1,310,000	\$ -	\$ -	\$ -	\$ -	\$ -	\$ 1,310,000

Funding Sources	Current	Proposed					Total
	FY 24/25	FY 25/26	FY 26/27	FY 27/28	FY 28/29	FY 29/30	
General Fund	\$ 50,000	\$ -	\$ -	\$ -	\$ -	\$ -	\$ 50,000
TOTAL	\$ 50,000	\$ -	\$ -	\$ -	\$ -	\$ -	\$ 50,000

Trail Crossing Improvements

Location: Various Trail Crossings

Project Manager: Scott Buenting

Estimated Completion: 2026



Project Description: This project will install Hawk signals at trail crossings to enhance pedestrian and bicycle safety.

Justification: Installation of Pedestrian Hybrid Beacon (HAWK Signal) at the trail crossings has a potential to greatly enhance pedestrians' safety at locations that are noted as being problematic in the past.

Funding Sources	Current	Proposed					Total
	FY 24/25	FY 25/26	FY 26/27	FY 27/28	FY 28/29	FY 29/30	
HSIP Grant	\$ -	\$ 828,000	\$ -	\$ -	\$ -	\$ -	\$ 828,000
Traffic Signal Fund	\$ 70,000	\$ 22,000	\$ -	\$ -	\$ -	\$ -	\$ 92,000
TOTAL	\$ 70,000	\$ 850,000	\$ -	\$ -	\$ -	\$ -	\$ 920,000

Signal System Upgrade at Various Locations

Location: Various Locations

Project Manager: Scott Buenting

Estimated Completion: 2026



Project Description: This project will improve signal hardware including lenses, backplates with retroreflective borders, mounting, size, and number. This will also install pedestrian countdown signal heads and install an advance stop bar before cross walk.

Justification: Enhancing the signal hardware will provide better visibility of intersection signals and aid the drivers in advance perception of the upcoming intersection. Installation of pedestrian countdown signal heads will enhance pedestrian safety and result in reduction of collisions between pedestrians and vehicles. Installation of an advance stop bar before crosswalk will enhance pedestrian and bicycle safety by providing a buffer between the vehicles and pedestrians and bicycles.

Funding Sources	Current	Proposed					Total
	FY 24/25	FY 25/26	FY 26/27	FY 27/28	FY 28/29	FY 29/30	
HSIP Grant	\$ -	\$ 2,521,000	\$ -	\$ -	\$ -	\$ -	\$ 2,521,000
Traffic Signal Fund	\$ 10,000	\$ 270,000	\$ -	\$ -	\$ -	\$ -	\$ 280,000
TOTAL	\$ 10,000	\$ 2,791,000	\$ -	\$ -	\$ -	\$ -	\$ 2,801,000

Reservoir Road Rehabilitation

Location: 4040 Lone Tree Way

Project Manager: Marcus Woodland

Estimated Completion: 2026



Project Description: This project will reinforce and repair the access road for the Antioch Municipal Reservoir.

Justification: The road to the dam is eroding and is hazardous to drive when wet.

Funding Sources	Current	Proposed					Total
	FY 24/25	FY 25/26	FY 26/27	FY 27/28	FY 28/29	FY 29/30	
Water Fund	\$ -	\$ 550,000	\$ -	\$ -	\$ -	\$ -	\$ 550,000
TOTAL	\$ -	\$ 550,000	\$ -	\$ -	\$ -	\$ -	\$ 550,000

Zero Emission Vehicle Transition

Location: Various City Facilities

Project Manager: Scott Buenting

Estimated Completion: 2027



Project Description: This project will install electric vehicle charging stations at various City facilities to support the City's transition to a Zero Emission Fleet.

Justification: The Zero-Emission Vehicle regulation is designed to achieve the state's long term emission reduction goals in California by 2035.

Funding Sources	Current	Proposed					Total
	FY 24/25	FY 25/26	FY 26/27	FY 27/28	FY 28/29	FY 29/30	
General Fund	\$ 328,000	\$ -	\$ -	\$ -	\$ -	\$ -	\$ 328,000
Unfunded	\$ -	\$ 2,000,000	\$ 2,000,000	\$ -	\$ -	\$ -	\$ 4,000,000
TOTAL	\$ 328,000	\$ 2,000,000	\$ 2,000,000	\$ -	\$ -	\$ -	\$ 4,328,000

Prewett Water Park Prewett Peak Structure Remediation

Location: Prewett Water Park

Project Manager: Brad Helfenberger

Estimated Completion: 2026



Project Description: Repair and replace corroded steel structure inside Prewett Peak, which supports the park's two tallest slides.

Justification: Continued operation of the City's only Aquatic Facility.


Funding Sources	Current	Proposed					Total
	FY 24/25	FY 25/26	FY 26/27	FY 27/28	FY 28/29	FY 29/30	
Unfunded	\$ -	\$ -	\$ 364,000	\$ -	\$ -	\$ -	\$ 364,000
TOTAL	\$ -	\$ -	\$ 364,000	\$ -	\$ -	\$ -	\$ 364,000

Prewett Water Park Mechanical Improvements

Location: Prewett Water Park

Project Manager: Brad Helfenberger

Estimated Completion: 2026



Project Description: Replace various water pumps, heaters, and other mechanical items at the Water Park.

Justification: Continued operation of the City's only Aquatic Facility.

Funding Sources	Current	Proposed					Total
	FY 24/25	FY 25/26	FY 26/27	FY 27/28	FY 28/29	FY 29/30	
General Fund	\$ 89,000	\$ 44,000	\$ -	\$ -	\$ -	\$ -	\$ 133,000
TOTAL	\$ 89,000	\$ 44,000	\$ -	\$ -	\$ -	\$ -	\$ 133,000

Funding Sources	Current	Proposed					Total
	FY 24/25	FY 25/26	FY 26/27	FY 27/28	FY 28/29	FY 29/30	
Unfunded	\$ 50,000	\$ -	\$ -	\$ -	\$ -	\$ -	\$ 50,000
TOTAL	\$ 50,000	\$ -	\$ -	\$ -	\$ -	\$ -	\$ 50,000

Dispatch Communications Center Improvements

Location: 300 L Street

Project Manager: Scott Buenting

Estimated Completion: 2027



Project Description: Update communication center with additional space and seismic retrofits.

Justification: As staffing increases there will be a need for additional spaces and the building needs updates.

Funding Sources	Current	Proposed					Total
	FY 24/25	FY 25/26	FY 26/27	FY 27/28	FY 28/29	FY 29/30	
Unfunded	\$ -	\$ 1,300,000	\$ 300,000	\$ -	\$ -	\$ -	\$ 1,600,000
TOTAL	\$ -	\$ 1,300,000	\$ 300,000	\$ -	\$ -	\$ -	\$ 1,600,000

Property and Evidence Storage Building

Location: 300 L Street

Project Manager: Scott Buenting

Estimated Completion: 2026



Project Description: The Police Department is in need of a new property and evidence building to safely and securely house old and new evidence and dramatically cut the cost for on and off site evidence storage.

Justification: The Police Department is spending approximately \$50,000 per year for on and off site storage of evidence. By constructing this building, the PD will have paid for the cost of the building in a little more than 2 years and dramatically reduce annual expenses .

Funding Sources	Current	Proposed					Total
	FY 24/25	FY 25/26	FY 26/27	FY 27/28	FY 28/29	FY 29/30	
Development Impact Fees	\$ -	\$ 300,000	\$ -	\$ -	\$ -	\$ -	\$ 300,000
TOTAL	\$ -	\$ 300,000	\$ -	\$ -	\$ -	\$ -	\$ 300,000

Police Department Records Area Remodel

Location: 300 L Street

Project Manager: Scott Buenting

Estimated Completion: 2026



Project Description: Records Division remodel. Arrange space in the Records Division with office equipment and work spaces to accommodate current staffing needs.

Justification: There are currently not enough desks in one room to house all records employees and staff continues to increase.

Funding Sources	Current	Proposed					Total
	FY 24/25	FY 25/26	FY 26/27	FY 27/28	FY 28/29	FY 29/30	
Unfunded	\$ -	\$ 70,000	\$ -	\$ -	\$ -	\$ -	\$ 70,000
TOTAL	\$ -	\$ 70,000	\$ -	\$ -	\$ -	\$ -	\$ 70,000

A close-up, low-angle view of a chain-link fence stretching into the distance under a bright, hazy sky. The fence is made of interlocking metal rings, creating a grid-like pattern. The perspective is from below, looking up and along the length of the fence, which recedes towards the horizon. The sky is a pale, hazy blue with soft, wispy clouds. The lighting is bright, suggesting a sunny day, with the sun low on the horizon, creating a warm glow. The fence is supported by vertical posts, and the overall composition emphasizes the sense of depth and enclosure.

Estimated Completion: 2026

Justification: The City maintains numerous properties and facilities. Additional fencing is necessary to better secure the sites.

Funding Sources	Current	Proposed					Total
	FY 24/25	FY 25/26	FY 26/27	FY 27/28	FY 28/29	FY 29/30	
Water Fund	\$ 112,000	\$ -	\$ -	\$ -	\$ -	\$ -	\$ 112,000
Delta Fair Fund	\$ 56,000	\$ -	\$ -	\$ -	\$ -	\$ -	\$ 56,000
TOTAL	\$ 168,000	\$ -	\$ -	\$ -	\$ -	\$ -	\$ 168,000

Window Security at City Hall

Location: 200 H Street

Project Manager: Scott Buening

Estimated Completion: 2026



Project Description: This project will install some type of device or mechanism to the windows to eliminate a break-in.

Justification: Adding security to City Hall windows will prevent break-ins and help secure the facility.

Funding Sources	Current	Proposed					Total
	FY 24/25	FY 25/26	FY 26/27	FY 27/28	FY 28/29	FY 29/30	
Unfunded	\$ 50,000	\$ -	\$ -	\$ -	\$ -	\$ -	\$ 50,000
TOTAL	\$ 50,000	\$ -	\$ -	\$ -	\$ -	\$ -	\$ 50,000

Citywide Key Upgrades

Location: Various City Facilities

Project Manager: Carlos Zepeda

Estimated Completion: 2025



Project Description: This project consists of replacing all keyed door locks inside and out for all City owned facilities.

Justification: The primary reason for the key upgrades is to provide better security to the facilities. Secondly, many key cores are old and worn out and in need of replacement.

Funding Sources	Current	Proposed					Total
	FY 24/25	FY 25/26	FY 26/27	FY 27/28	FY 28/29	FY 29/30	
Unfunded	\$ 250,000	\$ -	\$ -	\$ -	\$ -	\$ -	\$ 250,000
TOTAL	\$ 250,000	\$ -	\$ -	\$ -	\$ -	\$ -	\$ 250,000

Countywide Smart Signals

Location: Various Locations throughout the City

Project Manager: Scott Buenting

Estimated Completion: 2027



Project Description: The Project will install a signal system and Intelligent Transportation System (ITS) equipment upgrades to key identified intersections within Contra Costa County cities with the objective to coordinate and synchronize the timing of the signals.

Justification: The existing traffic signal systems are outdated or antiquated compared to newer traffic signal systems. These signal systems currently lack communication infrastructure such as fiber and cellular/wireless-based communication, which makes it difficult to implement traffic signal synchronization and coordination between traffic signals along an arterial.

Funding Sources	Current	Proposed					Total
	FY 24/25	FY 25/26	FY 26/27	FY 27/28	FY 28/29	FY 29/30	
Gas Tax	\$ 334,175	\$ 50,000	\$ -	\$ -	\$ -	\$ -	\$ 384,175
Measure J	\$ 66,000	\$ -	\$ -	\$ -	\$ -	\$ -	\$ 66,000
OBAG3	\$ -	\$ 2,514,000	\$ -	\$ -	\$ -	\$ -	\$ 2,514,000
TOTAL	\$ 400,175	\$ 2,564,000	\$ -	\$ -	\$ -	\$ -	\$ 2,964,175

Estimated Completion: Ongoing Program

Justification: The current model of the existing irrigation controllers is being phased out of production and will no longer be available in a few years. The aging irrigation controllers will need to be replaced with the new model in order to be compatible with the current irrigation systems.

[illegible]

Location: Harbour, Mountaire, Antioch Community, Williamson Ranch, Chapparral, and Meadow Creek Parks

Estimated Completion: Ongoing Program



Justification: This project will meet the Consumer Product Safety Commission (CPCS) and the American Society for Testing and Materials (ASTM) standards for playground systems and eliminate the existing safety risks with the existing playground.

[illegible]

Marina Pedestals Replacement

Location: Antioch Marina at the foot of L Street

Project Manager: Derek Traya

Estimated Completion: 2026



Project Description: This project will replace the pedestals located at the Marina that supply shore power to customer boats. The pedestal meters are having electrical issues on a regular basis and require costly repairs by an electrical contractor.

Justification: Pedestals are showing signs of age, metal pieces are rusting, plastic covers have become brittle, and water supplies are rotting out.

Funding Sources	Current	Proposed					Total
	FY 24/25	FY 25/26	FY 26/27	FY 27/28	FY 28/29	FY 29/30	
Unfunded	\$ -	\$ 200,000	\$ -	\$ -	\$ -	\$ -	\$ 200,000
TOTAL	\$ -	\$ 200,000	\$ -	\$ -	\$ -	\$ -	\$ 200,000

Marina Upgrades

Location: Antioch Marina at the foot of L Street

Project Manager: Derek Traya

Estimated Completion: Ongoing Program



Project Description: This project will replace the docks, floats, and slips at the Marina. Assessments of dock conditions and dive survey to assess the floats will need to be conducted and corner board of slips should be replaced with newer Ultra High Molecular Weight Polyethylene plastic boards.

Justification: Various parts of the docks, floats and slips at the Marina are aging and in need of repair posing safety hazards.

[illegible]

Funding Sources	Current	Proposed					Total
	FY 24/25	FY 25/26	FY 26/27	FY 27/28	FY 28/29	FY 29/30	
Gas Tax	\$ 865,000	\$ -	\$ -	\$ -	\$ -	\$ -	\$ 865,000
TOTAL	\$ 865,000	\$ -	\$ -	\$ -	\$ -	\$ -	\$ 865,000

Funding Sources	Current	Proposed					Total
	FY 24/25	FY 25/26	FY 26/27	FY 27/28	FY 28/29	FY 29/30	
Gas Tax	\$ 425,000	\$ -	\$ -	\$ -	\$ -	\$ -	\$ 425,000
TOTAL	\$ 425,000	\$ -	\$ -	\$ -	\$ -	\$ -	\$ 425,000

Funding Sources	Current	Proposed					Total
	FY 24/25	FY 25/26	FY 26/27	FY 27/28	FY 28/29	FY 29/30	
Gas Tax	\$ 220,000	\$ -	\$ -	\$ -	\$ -	\$ -	\$ 220,000
TOTAL	\$ 220,000	\$ -	\$ -	\$ -	\$ -	\$ -	\$ 220,000

Concrete Pathway Repairs

Location: Various Parks Citywide

Project Manager: Scott Buenting

Estimated Completion: 2026



Project Description: This project will replace the broom finished and exposed aggregate concrete pathways at various parks located citywide.

Justification: Many of the City's pathways have aged and deteriorated and need to be replaced with new concrete.

Funding Sources	Current	Proposed					Total
	FY 24/25	FY 25/26	FY 26/27	FY 27/28	FY 28/29	FY 29/30	
ARPA	\$ 178,000	\$ -	\$ -	\$ -	\$ -	\$ -	\$ 178,000
TOTAL	\$ 178,000	\$ -	\$ -	\$ -	\$ -	\$ -	\$ 178,000