

CITY OF ANTIOCH
FISCAL YEAR 2006-2007



CONSOLIDATED ANNUAL
PERFORMANCE AND EVALUATION
REPORT (CAPER)

Submitted to HUD on September 27, 2007
Resubmitted to HUD on October 30, 2007

TABLE OF CONTENTS

SECTION ONE: FISCAL YEAR 2006-2007 CONSOLIDATED ANNUAL PERFORMANCE AND EVALUATION REPORT

I.	Executive Summary	5
II.	Introduction	8
III.	Consolidated Plan	11
	A. One-Year Action Plan Overview	
	B. Available Resources	
	C. Investment of Available Resources	
	D. Household & Persons Assisted With Housing Funds	
	E. Housing Activities	
	F. Private, Community & Economic Development Activities	
IV.	Continuum of Care	27
V.	Decent Housing	29
	A. Fair Housing Activities	
	B. Public Housing Improvements & Residential Initiatives	
VI.	Program Requirements	33
	A. Planning	
	B. Administration	
	C. Compliance & Monitoring	
	D. City Reporting	
VII.	Overall Assessment of Annual Performance	37
	A. Housing Activities	
	B. Public Services	
	C. Economic Development & Public Facilities	
	D. Efforts in Carrying Out Planned Actions	
	E. Meeting Consolidated Plan & Annual Plan Objectives	
	F. Use of Funds for Activities Benefiting Low & Moderate Income Residents	
	G. Use of Funds for Activities Benefiting Disabled & Minority Residents	
	H. Timeliness	
	I. Performance Measurement System	
	J. Agency Limited English Proficiency Capacity	
	K. Conclusion	
VIII.	Other Actions Undertaken	45
	A. Public Policies	
	B. Institutional Structure	
	C. Intergovernmental Cooperation	
	D. Actions to Address Obstacles to Meeting Under-Served Needs	
	E. Actions to Evaluate & Reduce Lead Based Paint Hazards	
	F. Actions to Reduce the # of Persons Living Below the Poverty Level	
	G. Actions to Address Housing Needs of Persons with Disabilities	
	H. Actions to Address Needs of Persons Living in Substandard Housing	
	I. Actions to Address Needs of Persons Paying Rents That Exceed 50% of Their Monthly Income Or Who Have Been Involuntarily Displaced	
	J. Actions to Eliminate Barriers to Affordable Housing	
IX.	Public Review and Comments	48

SECTION TWO: HUD REPORTS

I.	HUD Reports	50
----	-------------	----

SECTION THREE: APPENDIX

I.	APPENDIX A - Lower Income Areas by Block Group, 2000 Census	110
II.	APPENDIX B - Summary of Housing Accomplishments	112
III.	APPENDIX C - Contra Costa Consortium High Priority Needs	113
IV.	APPENDIX D - CDBG Funds & ADA Funds	115
V.	APPENDIX E - Legal Notice	117

VI.	APPENDIX F - First Time Homebuyer Program Press Release	118
VII.	APPENDIX G - East Bay Affordable Housing Week Guidebook 2007 Ad	119

SECTION ONE

FISCAL YEAR 2006-2007 CONSOLIDATED ANNUAL PERFORMANCE AND EVALUATION REPORT

I. EXECUTIVE SUMMARY

The Consolidated Annual Performance and Evaluation Report (CAPER) informs City of Antioch residents, elected officials, City staff and the U.S. Department of Housing and Urban Development (HUD) about housing and community development programs. This report describes activities conducted during Fiscal Year 2006-2007 (FY 06-07) that began July 1, 2006 and ended June 30, 2007. Throughout this period, the City of Antioch (DUNS # 105241132) used federal Community Development Block Grant (CDBG) funds and local monies to implement a number of housing and community development projects. Each activity supported one or more of the priorities outlined in Contra Costa Consortium's Five-Year Consolidated Plan document.

The following list highlights key housing, public service and community development programs implemented during FY 2006-07:

- Through the City of Antioch's funding sources, 21 public service organizations, 6 economic development agencies and 2 organizations that will provide public facility improvements were awarded grants for a total of 37 unique programs.
- The City funded 11 Neighborhood Preservation Program (NPP) Loans and had 3 First-Time Homebuyer Program participants.
- During FY 2006-07, the City continued to make progress on several housing projects in development funded through the Antioch Development Agency (ADA) Housing Set-Aside funds:
 - **West Rivertown II.** The City provided \$1,458,400 in FY 2004-05 ADA funds, and transferred an existing CDBG loan in the amount of \$225,590 to Eden Housing Inc. for site acquisition, to build a 40-unit affordable apartment development. Construction began in March 2006 and completion and occupancy is anticipated for October 2007.
 - **Christian Church Homes (CCH).** The City Council had previously set aside \$1.5 million in FY 04-05 ADA funding to CCH for purchasing land to build a senior housing development with 55 units. City staff has continued to meet with representatives from CCH to identify a site.
 - **Mt. Diablo Habitat for Humanity.** The City entered into an agreement with Habitat for the construction of four single family homes to be made available to very low income families, and provided \$380,000 in FY 2004-05 ADA funding. Construction began in Winter 2005 but rain delayed the project. All four homes have been completed and occupied.

See chart on next page for funding resources.

**COMMUNITY DEVELOPMENT BLOCK GRANT FUNDS &
ANTIOCH DEVELOPMENT AGENCY FUNDS FOR FY 2006-2007**

<u>ACTIVITY DESCRIPTION</u>		<u>AMOUNT FUNDED²</u>	<u>AMOUNT EXPENDED</u>
A. HOUSING			
Mt. Diablo Habitat for Humanity	ADA	\$ 380,000 [^]	\$ 380,000
West Rivertown II Apartments, Phase II	ADA	\$ 1,458,400 [^]	\$1,458,400
Christian Church Senior Housing	ADA	\$ 1,500,000 [^]	\$ 0
Rental Rehabilitation Loan Program	ADA	\$ 200,000	\$ 10,800
	CDBG	\$ 266,039	\$ 0
Neighborhood Preservation Program	ADA	\$ 282,400	\$ 243,502.97
	CDBG RLF	\$ 247,600	\$ 183,037.03
First-Time Homebuyer Program, East Bay Delta	ADA	\$ 200,000	\$180,000
	SUBTOTAL:	\$4,534,439	\$2,455,740
B. ECONOMIC DEVELOPMENT			
Cambridge Community Center (Economic Self-Sufficiency)	CDBG	\$ 10,000	\$ 10,000
City of Antioch (Economic Development Project)	CDBG	\$ 130,000	\$ 0
Contra Costa Child Care Council (Road to Success)	CDBG	\$ 15,000	\$ 15,000
Opportunity Junction, formerly OPTIC (Job Training & Placement)	CDBG	\$ 100,000	\$ 100,000
Senior Outreach Services (Home Chore)	CDBG	\$ 2,500	\$ 2,500
Workforce Development Board (Small Business Mgmt. Assistance Program)	CDBG	\$ 30,000	\$ 30,000
C. INFRASTRUCTURE/PUBLIC FACILITY IMPROVEMENTS			
City of Antioch (Pavement Projects)	CDBG	\$ 215,000	\$147,362.21
The Perinatal Council (Building Rehabilitation)	CDBG	\$ 66,135	\$ 66,135
	SUBTOTAL:	\$ 568,635	\$ 370,997.21
D. PUBLIC SERVICES			
The Bedford Center (Adult Day Health Care Program)	CDBG	\$ 15,400	\$10,740.50
City of Antioch (Antioch Senior Citizens Center)	CDBG	\$ 9,000	\$ 9,000
City of Antioch (Senior Nutrition Program)	CDBG	\$ 8,000	\$ 8,000
City of Antioch (Antioch Youth Activity Scholarship/Fee Assistance Program)	CDBG	\$ 7,000	\$ 7,000
Community Violence Solutions (Sexual Assault Victim Empowerment)	CDBG	\$ 8,000	\$ 8,000
Contra Costa County Homeless Program (Emergency Shelter)	ADA	\$ 15,000	\$ 15,000
Contra Costa Crisis Center (Homeless Hotline)	ADA	\$ 10,000	\$ 10,000
Contra Costa Senior Legal Services (Legal Services for the Elderly)	CDBG	\$ 5,500	\$ 5,500
Court Appointed Special Advocates (CASA - Children at Risk)	CDBG	\$ 4,500	\$ 4,500
East Bay Golf Foundation (The First Tee of Contra Costa)	CDBG	\$ 5,000	\$ 5,000
Food Bank of Contra Costa and Solano (Food Distribution)	CDBG	\$ 7,500	\$ 7,500
Housing Rights, Inc. (Fair Housing)	ADA	\$ 10,000	\$ 9,344.82
Housing Rights, Inc. (Tenant/Landlord Counseling)	ADA	\$ 20,000	\$18,769.08
Independent Living Resources (Living Safely at Home Program)	CDBG	\$ 6,000	\$ 6,000
La Raza Centro Legal, Inc. (Housing Counseling)	ADA	\$ 5,000	\$ 5,000
Lions Center for the Visually Impaired (Independent Living Skills)	CDBG	\$ 4,000	\$ 4,000
New Connections (HIV/AIDS Services)	CDBG	\$ 3,000	\$ 3,000
Ombudsman Services (Ombudsman Program)	CDBG & CDBG PI*	\$ 3,000	\$ 3,000
Ombudsman Services (Representative Payee)	CDBG	\$ 5,000	\$ 5,000
Pacific Community Services, Inc. (Housing Counseling)	ADA	\$ 10,000	\$ 9,414.88
Senior Outreach Services (Care Management Services)	CDBG	\$ 4,500	\$ 4,500
Senior Outreach Services (Meals On Wheels)	CDBG PI*	\$ 9,000	\$ 9,000
SHELTER, Inc. (Emergency Housing & Rental Assistance)	ADA	\$ 10,000	\$ 10,000
STAND! Against Domestic Violence (Domestic Violence Services)	CDBG	\$ 20,000	\$ 20,000
Opportunity Junction, formerly OPTIC (Delta Technology Center)	CDBG PI*	\$ 20,000	\$ 20,000

**COMMUNITY DEVELOPMENT BLOCK GRANT FUNDS & ANTIOCH
DEVELOPMENT AGENCY FUNDS FOR FY 2006-2007
(Continued)**

ACTIVITY DESCRIPTION		AMOUNT FUNDED	AMOUNT EXPENDED
WW Ministries (Positive Edge Program)	CDBG PI*	\$ 7,000	\$ 7,000
	SUBTOTAL:	\$ 231,400	\$ 224,269.28
E. PLANNING/ADMINISTRATION			
City of Antioch, Program Admin (Salary, Benefits, Overhead)	CDBG	\$ 150,668	\$ 97,124.78
	SUBTOTAL:	\$ 150,668	\$ 97,124.78
2006-2007 CDBG & ADA BUDGET TOTAL		\$5,485,142	\$3,148,131.27

- * Projected program income for FY 06-07 was approximately \$256,000 of which 15% (approximately \$38,400) can be used to fund public service activities; a total of \$38,400 was used in this manner.
- ^ City Council approved ADA amounts for the Mt. Diablo Habitat for Humanity, West Rivertown II Apartments and Christian Church Senior Housing projects in FY 2004-05. For reporting purposes, these amounts will be considered 'Amount Funded' until project is completed. At that completion point, the amounts will be reported as 'Amount Expended.' In addition, the FY 04-05 CAPER and FY 05-06 Action Plan indicated that a total of \$1,838,400 in ADA funds was awarded to both the West Rivertown Apartments and Habitat for Humanity housing projects. The individual amounts are broken out in this table: Rivertown was allocated \$1,458,400 and Habitat \$380,000 which equal the \$1,838,400 total.

II. INTRODUCTION

This Consolidated Annual Performance Evaluation Report (CAPER) is a U.S. Department of Housing and Urban Development (HUD) mandated report that informs HUD, the Contra Costa Consortium and the general public of how the City has expended Community Development Block Grant (CDBG) funds during the reporting period. In addition, it describes how CDBG funds have assisted the City in addressing the priority needs identified in the Fiscal Year 2005-2009 Consolidated Plan and Fiscal Year 2006-2007 Action Plan.

This eleven-part document covers the time period between July 1, 2006, and June 30, 2007 (FY 06-07). During this period of time, the City received \$753,342 in new allocations from HUD and \$511,065.97 in total program income. Of the \$511,065.97 in program income, \$63,395.38 was received from CDBG program income and \$447,670.59 from the Revolving Loan Fund (RLF). At the City Council meeting on April 23, 2002, the City implemented, in accordance with HUD staff guidance, a Revolving Loan Fund (RLF) to track all future income received by the Neighborhood Revitalization Program and the Rental Rehabilitation Program.

The FY 06-07 Action Plan projected using \$113,000 of the \$753,342 total CDBG allocation (estimated program income and RLF was an additional \$256,000) for public and social service activities, \$287,500 in economic development activities, \$66,135 in public facilities improvements and \$150,668 for planning and administrative activities; \$282,400 in Antioch Development Agency (ADA) Funds for housing activities and \$80,000 in ADA funds for additional social service activities. The FY 2005-2006 had a CDBG unexpended balance of \$1,281,267 that was carried over into FY 06-07.

As of the end of the 2006-2007 program year, \$146,740.50 was expended in CDBG funds for public services, \$157,500 for economic development activities, \$213,497.21 for infrastructure/public facilities improvements and \$97,124.78 for CDBG planning and administrative activities; \$77,528.78 in Antioch Development Agency (ADA) Funds was spent for additional public/social service activities and \$2,272,702.97 of ADA funds for housing activities. During the program year, a total of \$511,065.97 in CDBG program income and Revolving Loan Funds was received. Of that amount, \$38,400 was expended for public service activities from CDBG program income and Revolving Loan Fund and \$183,037.03 was spent for housing activities from the Revolving Loan Fund.

The following is a summary of this report's key areas:

I. Executive Summary

II. Introduction

III. Consolidated Plan – The Consolidated Plan serves as both a long and short term planning tool for housing and community development activities. This section presents important developments on housing, community development and economic issues.

- IV. Continuum of Care** – Homelessness is a critical issue affecting both the lives of affected individuals and the quality of the community at large. This section assesses the needs of the homeless and the programs/projects implemented during FY 06-07 to address those needs.
- V. Decent Housing** – Quality affordable housing is the cornerstone of a viable community, especially in the current real estate trends in the East Bay. This section discusses a variety of housing-related issues, needs and programs for renters and owners with special emphasis on Fair Housing programs.
- VI. Program Requirements** – The City of Antioch must meet specific planning, administrative and reporting requirements that regulate all aspects of housing and community development projects and programs supported with federal funds. This section assesses the City’s capacity to carry out these types of activities in compliance with federal regulations including citizen participation, oversight, management and accounting systems.
- VII. Overall Assessment** – This section provides an overview of the City’s performance in meeting housing and community development needs with innovative and effective programs and projects. This section of the CAPER provides a detailed analysis of the progress made towards meeting the goals of the One-Year Action and the Five-Year Consolidated Plan during FY 06-07.
- VIII. Other Actions Undertaken** – This section provides information regarding the City’s public policy, institutional structure, intergovernmental cooperation, lead-based paint hazards, actions to address obstacles to meeting under-served needs, disabled needs, people living below the poverty line and those paying high rents needs and anti-poverty strategy.
- IX. Public Review and Comments** – This section provides information on the public comments received during the public review period.
- X. HUD Reports** – This section concludes the CAPER with the following HUD reports generated by the Integrated Disbursement and Information System (IDIS) and required HUD forms:
- 1. Summary of Activities (C04PR03)** – lists each CDBG activity that was open during the program year. For each activity, the report shows the status, accomplishments, program year narrative and program year expenditures. For each activity, the report also shows the activity code, regulation cite and characteristics of the beneficiaries.
 - 2. CDBG Financial Summary Report (C04PR26)** – shows the obligations and expenditures the grantee has made for the specified program year. The expenditures are summarized to determine the relevant indicators for planning/administration, public service activities and economic development.

XI. APPENDIX A-G

III. CONSOLIDATED PLAN

This section contains the following elements:

- A. Overview of the One-Year Action Plan and the Five-Year Consolidated Plan
- B. Summary of resources available for housing & community development activities
- C. Investment of available resources
- D. Housing and community development activities conducted during FY 06-07 in support of Action Plan priorities

A. ONE-YEAR ACTION PLAN OVERVIEW

Through the federal Consolidated Plan process each entitlement jurisdiction or Consortium is required to complete a Consolidated Plan every five years that describes its non-housing community development needs, its housing needs and market conditions, sets out a five-year strategy identifying priorities and available resources and establishes a One-Year Action Plan that outlines intended uses of the resources. The Consolidated Plan incorporates the requirements of the federal Department of Housing and Urban Development (HUD) Community Development Block Grant (CDBG) Program.

Each year during the five-year Consolidated Plan period, the jurisdictions are required to submit a One-Year Action Plan to HUD. The Consolidated Plan provides the needs assessment and summarizes the priority needs used by the jurisdiction in developing its annual Action Plan. Federal approval of both the Consolidated Plan and the annual Action Plan is required to enable the jurisdiction to participate in federal housing and community development funded programs.

The entitlement jurisdictions of Antioch, Concord, Pittsburg, Walnut Creek and the Urban County (all other cities and the unincorporated areas) formed the Contra Costa Consortium (Consortium) to prepare the Contra Costa Five-Year Consortium Consolidated Plan. In May 2005, the County Board of Supervisors approved the updated Consolidated Plan for the FY 2005-2009 planning period. To date, three One-Year Action Plans for FY 2005-2006, FY 2006-2007 and FY 2007-2008 have been prepared during the planning period.

COMMUNITY DEVELOPMENT BLOCK GRANT (CDBG) PROCESS

Each Consortium member is an entitlement jurisdiction under the Community Development Block Grant (CDBG) program. As such, each jurisdiction manages independent CDBG programs and allocates funds annually through a competitive application process to carry out eligible activities that include affordable housing, economic development, public services programs, infrastructure and public facilities improvements and program administration. While these activities must be consistent with the Consortium's Consolidated Plan, they must also address the high priority needs and specific objectives of the particular jurisdiction. Each jurisdiction is required to develop a One-Year Action Plan that outlines the linkages between the proposed uses of federal funding and the specific objectives that address its high priority needs prior to receiving its annual allocation of CDBG funds from HUD.

B. AVAILABLE RESOURCES

The goal of the annual Action Plan is the effective utilization of resources to meet housing, public service and economic development needs. The following table identifies the various sources of funding available to the City of Antioch for public service, housing and community development activities.

TABLE ONE

FUNDING SOURCE	ACTIVITIES FUNDED	BUDGETED/ PLANNED AMOUNT	ACTUAL AMOUNT RECEIVED/AVAILABLE	ACTUAL AMOUNT EXPENDED
Federal Community Development Block Grant (CDBG)	Infrastructure improvements, housing rehabilitation and social services for current year	\$753,342	\$753,342	\$614,862.49
Program Income (PI) for current year	Infrastructure improvements, housing rehabilitation and social services	\$256,000	\$63,395.38	\$38,400
Antioch Development Agency (ADA) Housing Set-Aside	Housing activities, housing counseling and homeless social services	\$4,100,800	\$4,100,800	\$2,350,231.75
Revolving Loan Fund (RLF) Program Income	Neighborhood Revitalization Program and Rental Rehabilitation Program	\$0	\$447,670.59	\$183,037.03
TOTAL		\$5,030,142	\$5,285,207.97	\$3,109,002.49

The City has three primary sources of funds for implementing its housing and community development projects and programs:

- **Community Development Block Grant (CDBG)** funds - provides annual allotments on a formula basis to entitled cities to develop viable urban communities by providing decent housing, a suitable living environment and by expanding economic opportunities for low- and moderate-income persons. Also includes CDBG program income.
- **Antioch Development Agency (ADA) Housing Set-Aside** funds - As required by State law, the City sets aside 20% of the annual tax increment it receives from each redevelopment project area for allocation to the Antioch Development Agency. These monies are allocated to housing activities as well as homeless public service activities.
- **Revolving Loan Fund (RLF)** - loan repayments from the Neighborhood Revitalization Program and the Rental Rehabilitation Program. Funds are redistributed back into these two programs. Any interest earned is returned to HUD.

Per CDBG program requirements, the City of Antioch used approximately 15% of the total CDBG allocation and 15% of earned CDBG program income for public service activities and 20% for program administration and planning activities. The remaining

CDBG funds were earmarked for housing activities, infrastructure/public facility improvements and economic development activities. Any additional funds previously allocated to specific programs but not yet expended were added to housing activities. As required by State law, the City set aside 20% of the annual tax increment it received from each Redevelopment Project Area for allocation to its Antioch Development Agency (ADA) Housing Set-Aside funded programs for housing activities.

Of the \$511,065.97 in program income received during FY 2006-07, \$63,395.38 was received from CDBG program income and \$447,670.59 from the Revolving Loan Fund (RLF). At the City Council meeting on April 23, 2002, the City implemented, in accordance with HUD staff guidance, a Revolving Loan Fund (RLF) to track all future income received by the Neighborhood Revitalization Program and the Rental Rehabilitation Program.

C. INVESTMENT OF AVAILABLE RESOURCES

During this period of time, the City received \$753,342 in new allocations from HUD and \$511,065.97 in total program income. Of the \$511,065.97 in program income, \$63,395.38 was received from CDBG program income and \$447,670.59 from the Revolving Loan Fund (RLF).

The FY 06-07 Action Plan projected using \$113,000 of the CDBG funds for public and social service activities, \$287,500 in economic development activities, \$66,135 public facilities improvements and \$150,668 for planning and administrative activities. \$282,400 in Antioch Development Agency (ADA) Funds for housing activities and \$80,000 in ADA funds for additional social service activities.

As of the end of the 2006-2007 program year, \$146,740.50 was expended in CDBG funds for public services (plus a possible \$1,254.92 in unliquidated obligations), \$157,500 for economic development activities, \$213,497.21 for public facilities improvements and \$97,124.78 for CDBG planning and administrative activities; \$77,528.78 in Antioch Development Agency (ADA) Funds was spent for additional public/social service activities and \$2,272,702.97 was spent in ADA funds for housing activities. A total of \$511,065.97 in CDBG program income and Revolving Loan Funds was received in FY 2006-07. Of that amount, \$38,400 was expended for public service activities from CDBG program income and \$183,037.03 was spent for housing activities from the Revolving Loan Fund (RLF).

C.1. LEVERAGING OF FEDERAL RESOURCES

The primary sources of funding to address priority housing related community development needs in FY 2006-07 were the Antioch Development Agency's (ADA) Housing Set-Aside funds. These funds provided the required match for HOME Program projects.

C.2. PATTERN OF INVESTMENT

The City has a strong pattern of spending housing funds in targeted neighborhoods most affected by blighted conditions and/or aging housing stock which includes the area

generally bordered by James Donlan Boulevard and City limits; Contra Loma Boulevard/“L” Street and San Joaquin River; Putnam/Worrell, “A” Street/Lone Tree Way and the River. In addition, Antioch has included the area within East 18th, Hillcrest, Worrell/Shaddick, Hillcrest and Wilbur Avenue.

Funded housing activities were distributed in 4 unique City census tracts and block groups that have at least 51% low- and moderate-income population:

TABLE TWO

Census Tract	Block Group	% Low/Mod
3060.01	4	56%
3060.01	5	66%
3060.02	1	51%
3050.00	2	69%

The City made a total of \$247,600 in CDBG RLF and \$282,400 in ADA funds available in its Neighborhood Preservation Program this year. Of this amount, \$183,037.03 in CDBG RLF and \$243,502.97 in ADA funds were provided toward 11 homeowner rehabilitation loans earning below 80% AMI, helping 19 people. Three (3) first-time homebuyer loans were executed during the program year, assisting a total of 8 people. No rental rehabilitation loans were completed.

Of the total Antioch population, 56% classify their Race as White, 22% as Hispanic, 9% as Black/African American, 7% as Asian, 1% for American Indian and Alaska Native, and less than 5% for Native Hawaiian and Pacific Islander, Other and two or more races.

D. HOUSEHOLDS AND PERSONS ASSISTED WITH HOUSING FUNDS

The City was able to assist 14 households this year:

- Two (2) households, whose income was less than 80% AMI, and one (1) household whose income was above 80% AMI were assisted with the purchase of safe, affordable housing in Antioch through the First-Time Homebuyer Program;
- Zero (0) households, whose income was less than 80% AMI, were assisted through the Rental Rehabilitation program;
- Eleven (11) households, whose income was less than 80% AMI, were assisted through the Neighborhood Preservation Program.

E. HOUSING ACTIVITIES

This section is a discussion of the priorities and corresponding activities that address various housing and housing-related issues. Please note that these programs are no longer funded solely through the Community Development Block Grant (CDBG) funds. The City’s Antioch Development Agency (ADA) Housing Set-Aside Funds fund all City housing programs, with CDBG-related Revolving Loan Fund (RLF) revenues and CDBG Program Income contributing.

Priority H-1

Affordable Rental Housing: Expand housing opportunities for lower income households through an increase in the supply of decent, safe and affordable rental housing and of rental assistance.

Christian Church Homes, Senior Housing

Funded through ADA

Accomplishments: The City Council had previously set aside \$1.5 million in ADA funding to assist Christian Church Homes (CCH) in purchasing land to build a senior housing development with 55 units. City staff has continued to meet with representatives from CCH, and a site has not yet been identified. This senior housing project will be continued into the next funding cycle.

West Rivertown II Project

Funded through ADA

Accomplishments: On November 23, 2005, the City signed all loan documents with Eden Housing, Inc. for the construction of a 40-unit affordable apartment development known as “West Rivertown II”. The City provided \$1,683,990 to the project using \$1,458,400 in Antioch Development Agency (ADA) Housing Set-Aside funds and transferred an existing CDBG loan in the amount of \$225,590 to Eden for the site acquisition. Eden Housing, Inc. applied for tax credits from the State in April 2006, and was awarded tax credits for the project. The project began construction in March 2006 and is scheduled to be completed and occupied by October 2007.

Priority H-2

Affordable Ownership Housing: Increase homeownership opportunities for lower-income households.

East Bay Delta Housing Finance Agency

Funded through ADA

Accomplishments: The program assisted 3 first-time homebuyers to purchase a safe and healthy home within Antioch city limits. A total of \$180,000 in Antioch Development Agency (ADA) Housing Set-Aside funds was awarded to the households. Two households had incomes less than 80% Area Median Income (AMI), one household had an income that was greater than 80% AMI. In addition to receiving first-time homebuyer assistance, all clients were required to attend a homebuyer seminar. A first time homebuyer workshop was held in Antioch in March (a press release is attached as Appendix F).

Mt. Diablo Habitat for Humanity

Funded through ADA

Accomplishments: On November 22, 2005, the City Council authorized the sale of a 0.26 acre parcel at the corner of 5th and ‘K’ Streets in Antioch to Mt. Diablo Habitat for Humanity. The City entered into an agreement with Habitat for the construction of four single family homes to be made available to very low income families, and provided \$380,000 from the Antioch Development Agency (ADA) Housing Set-Aside funds to assist in the project. Site preparation and construction began in early Spring of 2006. Two homes were completed and occupied in January of 2007. The remaining two were completed and occupied in the Summer, 2007. All four homes were designed with solar units provided by PG&E. One of the homes was sponsored and constructed by the Habitat All Women’s Crew.

Priority H-3

Affordable Housing Preservation: Maintain and preserve affordable housing stock.

Neighborhood Preservation Program**Funded ADA and CDBG, PI & RLF**

Accomplishments: Provided funding to 11 low- and moderate-income homeowners (a total of 19 people) to bring their homes up to code, to ensure that health and safety code standards are met as well as provide handicapped access. These funded housing activities were distributed in 4 unique City census tracts and block groups that have more than 51% low- and moderate-income population (Census Tract 3060.01, Block Group 4; CT 3060.01, BG 5; CT 3060.02, BG 1; CT 3050.00, BG 2). The City of Antioch contracted with Contra Costa County to administer the Neighborhood Preservation Program. The program was funded in FY 06-07 for \$530,000 from the Antioch Development Agency (ADA) Housing Set Aside Funds, and CDBG Revolving Loan Funds.

Rental Rehabilitation Program**Funded ADA and CDBG Program Income**

Accomplishments: Although funded to assist in the rehabilitation of rental units owned by Antioch residents, the program had no participants during FY 06-07. The City contracts with the Housing Authority of Contra Costa County to provide rental rehabilitation services. Since the end of 2005 until the end of 2006 the program was without a staff person. Currently the program has been reorganized and has knowledgeable staff who has been working to advertise the program in Antioch. Targeted neighborhoods (for the Rental Rehabilitation Program and the Neighborhood Preservation Program) most affected by blighted conditions and/or aging housing stock which include the area generally bordered by James Donlan Boulevard and City limits; Contra Loma Boulevard/L Street and San Joaquin River; Putnam/Worrell, "A" Street/Lone Tree Way and the River. In addition, Antioch has included the area within East 18th, Hillcrest, Worrell/ Shaddick, Hillcrest and Wilbur Avenue.

Priority H-5

Continuum of Care: Adopt the Continuum of Care Plan as the overall approach to addressing homelessness in the City and the Consortium.

Priority H-6

Homeless Shelters/Housing: Assist the homeless and those at risk of becoming homeless by helping to provide emergency and transitional housing, permanent affordable housing, and appropriate supportive services.

Contra Costa County Homeless Services Program**Funded through ADA**

Accomplishments: Provided shelter and case management services to 75 extremely-low and low income Antioch residents, exceeding their contracted goal of serving 50 clients. Throughout Contra Costa County, 1,164 total persons were provided shelter; 37% moved to permanent housing. The County's system is equipped to place single homeless adults in either of two facilities: the Central County Interim Housing Facility or the West County facility. Following the new "housing and case management first" model, clients entering the adult shelters receive life skills training, undergo two program orientations as they transition from the street or encampment to the shelter, benefits assessment, referrals for substance abuse and drug treatment programs, if needed, and most importantly receive housing search assistance. Clients are offered a number of housing opportunities based on their appropriateness and affordability. Those that qualify for subsidized housing are immediately placed into case management services in order to secure

housing. Others are offered housing assistance based on their ability to maintain their own independent living. Also Priority CD-4, Public Services.

Priority H-8 *Reduce Housing Discrimination: Alleviate problems of housing discrimination.*

Priority H-9 *Reduce Development Constraints: Remove constraints to affordable housing development.*

Please refer to Priority CD-4 & 12 for commentary.

F. PUBLIC SERVICE, COMMUNITY AND ECONOMIC DEVELOPMENT ACTIVITIES

This section discusses the objectives, priorities and activities that address public service, community and economic development issues. Funding was provided through the CDBG program unless otherwise noted.

Priority CD-1 *Economic Development: Reduce the number of persons below the poverty level, expand economic opportunities for low- and moderate-income residents, and increase the viability of neighborhood commercial areas.*

Cambridge Community Center - Economic Self-Sufficiency Program

Accomplishments: Cambridge Community Center was awarded \$10,000 and assisted three (3) extremely low and very low income households to open a family daycare business. Efforts included supporting and guiding the client through the licensing process. Each client attends a mandatory business and marketing class, develops a business plan and a marketing plan, learns the importance of filing systems and budgeting and develops a parent handbook. Cambridge also has monthly home visits and monthly required trainings such as Contra Costa Child Care Council's training or ROP. Countywide, the program served a total of 19 low income households.

City of Antioch – Economic Development Program

Accomplishments: The City of Antioch has worked to establish both the parameters and procedures to implement the microenterprise loan program. During the past year they have discussed the program with approximately a dozen interested parties who ultimately chose not to pursue the financing due to qualifying restrictions or restrictions on the use of funds. The City is reviewing whether a different marketing and targeting effort would be more successful in the future.

Contra Costa Child Care Council - Road to Success

Accomplishments: The Contra Costa Child Care Council was awarded \$15,000 to provide support to develop 25 new licensed family child-care businesses. During the FY 06-07, 33 childcare businesses were started as a direct result of this program and on-going support was given to those existing childcare providers that have participated in the program. In addition, the Child Care Council held 27 licensing orientation meetings including 3 Spanish orientations. 64 eligible Antioch residents attended the orientations.

40 participants took part in “Child Care Means Business” classes. 40 participants took part in “Learning Through Play” workshops. Seventy-one (71) site visits were carried out and 531 technical assistance calls were fielded. Outreach activities included attendance at the YMCA Healthy Kids Day Celebration, Antioch School Readiness Fair, the health and safety fair at Deer Valley High School, Week of the Young Child at Small World Park, Fit Fest Fun Run Los Medanos College, Del Ora continuation school and Crossroads continuation school. Countywide, the program provided support to develop 199 child care businesses.

Opportunity Junction, formerly OPTIC - Job Training & Placement Program

Accomplishments: OPTIC's program provided an array of computer-based adult education services at night to 14 low income Antioch residents, and OPTIC placed all 14 participants in jobs. This result far exceeds the contracted goal of placing 10 Antioch residents in jobs. The average starting wage for these job placements was \$15.34 per hour. One hundred percent of the graduating trainees reported satisfaction with the program. OPTIC is a designated Community-Based Development Organization (CBDO). Outreach activities for the program year included an appearance on Comcast local edition, meetings with cal works and one stops, mailing flyers to local faith-based organizations and low-income housing developments and having an announcement on the CCTV "Attract Loop." Countywide, the program served 28 people.

Senior Outreach Services - Home Chore Program

Accomplishments: Senior Outreach Services was awarded \$2,500 to assist in the training and creation of jobs for low- and moderate-income Antioch residents with in-home support based businesses. The program promotes aging in place and economic development by delivering in-home support services to frail, elderly persons and their caregivers. Clients requesting personal and other forms of assistance are matched via a registry with individuals who wish to provide those services for hourly compensation after being properly trained. The Home Chore program surpassed its projected goals of creating 9 new jobs with 21 new providers being added to the registry. Outreach efforts included six workshops/orientation sessions.

Workforce Development Board - Small Business Management Development Center

Accomplishments: Workforce Development Board (WDB) was awarded \$30,000 to assist in the retention or creation of jobs for low- and moderate-income Antioch residents with business training and on-going consulting services. The program assisted 4 Antioch businesses. Outreach activities include distributing marketing materials to libraries, city license and permit offices, economic development offices, chambers, participation in community business events and presentations, training broadcast on the county public television station, press releases and referrals from other programs and services. Countywide, the program assisted 40 businesses.

Priority CD-2

Infrastructure/Public Facilities: Maintain quality recreational, public facilities and adequate infrastructure and ensure access for the mobility impaired.

City of Antioch - Road Improvement Program, Sunset Drive Road Improvements

Accomplishments: During the program year, street improvements were completed on

Sunset Drive. The project is located in Census Tract 3080.01, Block Group 1. This census tract is 77.3% low and moderate income. The street improvements will serve 655 people.

The Perinatal Council - Building Rehabilitation

Accomplishments: This project involves the rehabilitation of the newly purchased building at 512 West 5th Street in Antioch to serve as a permanent site for the Antioch Family Resource 7 Learning Center. The center provides a range of activities and services to children aged 0-5 and their families in a safe, nurturing environment. Activities include early childhood learning, parenting education and health education. Construction is currently underway and the project will be complete in the winter of 2007.

Priority CD-3 Accessibility Improvements: Continue to identify and address physical access barriers to public facilities and infrastructure as required by the Americans with Disabilities Act.

None

Priority CD-4 Homeless Services: Reduce incidence of homelessness and assist in alleviating the needs of the homeless.

Contra Costa Crisis Center - Homeless & Crisis Hotlines Funded through ADA

Accomplishments: Provided information and referrals for homeless services to 2,400 Antioch residents (contracted goal was 2,000), 147 bednights for 86 children and 61 adults, and 897 referrals to other support services. The Contra Costa Crisis Center operates a 24-hour homeless hotline that serves as an access point to all County shelters in addition to providing free voicemail and information about job training, health care, transportation, emergency food and legal assistance. Of all the calls to the Homeless Hotline this program year, 64% were from people of color. The center also operates a 24-hour Crisis Hotline to prevent suicide, help abused children and seniors get protective assistance and treatment, help people with mental problems cope with everyday life. Countywide, the program served 3,890 people.

Contra Costa County Homeless Services Program Funded through ADA

Please refer to Priority H-5 & H-6 for commentary

SHELTER, Inc. - Emergency Rental Assistance Funded through ADA

Accomplishments: SHELTER, Inc. provided rental assistance and case management services for 220 low-income Antioch residents, exceeding their projected goal of serving 175 clients. A total of \$23,719 in financial assistance was distributed to 26 households with 79 people. An additional 71 households with 184 people contacted SHELTER, Inc. to request help, and were counseled or referred to other agencies. SHELTER, Inc. has translated their program application into Spanish and have two staff members that speak Spanish. The results of the annual client satisfaction survey indicated that 92% of clients were very satisfied with the program and its quality. Countywide, the program served 905 clients.

Priority CD-5 Special Needs/Prevention: Ensure access to programs that promote prevention and early intervention related to a variety of social concerns such as domestic violence, HIV/AIDS, substance abuse, and illiteracy.

Priority CD-6 Special Needs/Services: Ensure that opportunities and services are provided to improve the quality of life and independence for person with special needs such as frail elderly, disabled persons, abused children, those with substance abuse problems, illiterate adults, battered spouses, and persons with HIV/AIDS.

Community Violence Solutions (CVS) - Sexual Assault Victim Empowerment (SAVE)

Accomplishments: Community Violence Solutions provided 24-hour crisis intervention services to 152 adult and child victims of sexual assault, and served a total of 861 clients through crisis intervention, counseling, accompaniments, information and referrals, community education, outreach and prevention education. Rape prevention workshops were provided for 234 Antioch students. Based on data provided through the rape crisis center client feedback form, 97% of clients were very satisfied with the services they received. Sexual assault awareness month, in April 2007, was the highlight of CSV's community outreach efforts during the fiscal year. CVS planned many activities aimed at reaching diverse populations that reside in the county. Countywide, the program served 1,043 clients.

Independent Living Resources (ILR) - Living Safely at Home

Accomplishments: Independent Living Resources (ILR) provided 61 handicapped Antioch households with self-support assistance to promote independence, exceeding their contracted goal of 30 clients. These residents have physical, sensory, cognitive mental and multiple disabilities and were provided with a range of services, including advocacy and legal services, assistive technology, benefit entitlements, housing assistance, housing placements, independent living skills, information and referrals, and disability peer support. 48% of persons served represent ethnicities other than Caucasian with the majority of the clients in the extremely low income group. Notable is the housing component of the living safely at home program which included a range of services which support consumers to secure and/or maintain affordable and accessible housing. 64% of clients met their affordable housing goals. Countywide, the program served 197 people.

Lions Blind Center - Independent Living Skills

Accomplishments: Lions Blind Center provided self-help training to 13 low-income blind Antioch residents (exceeding their original goal of 8) and saw 66 continuing clients for follow-up services. As a direct result of this program, clients were able to increase their independence; visits are made by professional vision rehabilitation staff in the client's place of residence. This one-on-one assistance includes safe cooking and food preparation techniques, individual and family adjustment counseling, introduction to adaptive aids such as larger button phones and large print checks, instruction in how to use a white cane, public and para-transit systems and client advocacy. Extensive outreach efforts in Antioch included visits to affordable housing projects and senior groups.

Countywide, the program served 244 blind individuals.

New Connections - HIV/AIDS Services

Accomplishments: New Connections provided supportive services to 56 low income residents with HIV/AIDS in the city of Antioch, exceeding their goal of 40 clients. New Connections is the largest provider of outpatient substance abuse treatment (youth and adult), HIV/AIDS case management and other counseling services for low-income or uninsured people in Contra Costa County. Their integrated program is compassionate, community-based and client-oriented to supply effective service for those living with HIV or AIDS. Outreach is conducted extensively and continuously through existing referral networks of service providers, including the Contra Costa County HIV/AIDS Consortium, the County AIDS program, community HIV/AIDS agencies, and all local hospitals and private physicians specializing in AIDS.

STAND! Against Domestic Violence

Accomplishments: STAND! provided shelter to 20 women and children from the City of Antioch, not meeting their goal of 31 women and children. Clients have access to specialized emergency shelter and support services in order to ensure their safety and obtain customized, culturally competent case management that helps clients to achieve self sufficiency and create a stable living environment. In October of 2006, STAND! implemented a change to the program to allow a longer length of stay. Previously, clients could stay in the shelter for 6 weeks. Currently, clients can stay in the shelter for up to 3 months. Countywide, the program served 391 women and children.

Priority CD-7 Communities: Target resources to underserved areas to ensure that the community and neighborhoods are safe and provide a high quality of life.

Priority CD-8 Families: Promote and support programs that assist families to be safe, stable, and nurturing.

Contra Costa Food Bank - Food Distribution

Accomplishments: Provided food to 1,514 Antioch residents, exceeding their goal of 1,200 people. The Food Bank increased the amount of food distributed in their two county service area by slightly more than 2%, despite the loss of USDA commodity pounds and of fresh produce due to the Central Valley freeze in January. Outreach efforts include a listing in the Contra Costa Online Resource Directory, the publication of the Contra Costa Food Resources Directory, information provided through senior information and assistance and maintenance of a food referral line during business hours. Countywide, the program served 15,818 people.

Housing Rights, Inc. - Tenant/Landlord Counseling Funded through ADA

Accomplishments: Provided landlord/tenant dispute resolution services and informational requests for 122 low-income Antioch households, falling short of their contracted goal of serving 144 households. This program year, Housing Rights was able to resolve 18 conflicts and prevent one eviction. Nine cases received a favorable small claims court judgment. Other calls were regarding condominium conversion issues, Section 8 termination, harassment of tenant by neighbors, rent increase and tenant repairs needed.

All callers were counseled on their rights and responsibilities as a tenant and as a landlord. Housing Rights has received an increasing number of calls regarding possible foreclosures and is working with a number of Antioch homeowners to stop the foreclosure process on their homes. Countywide, the program served 1,410 households.

La Raza Centro Legal, Inc. - Housing Counseling **Funded through ADA**

Accomplishments: A total of 47 households were served through La Raza's program (goal was 60 clients) by providing homelessness prevention, eviction defense, fair housing service and resource and referral services. At least 44 households fell within the income guidelines of being low, very low or extremely low income; this is more than 94% of the clients served. Outreach included brochures available at City Hall and public libraries and a Housing Attorney from La Raza participated in workshops coordinated by Pacific Community Services, Inc. Countywide, the program served 819 households.

Opportunity Junction, formerly OPTIC - Delta Community Technology Center (Delta CTC)

Accomplishments: Provided comprehensive information technology and life-skills training for 309 new clients and follow-up services for Antioch residents. All participants in the program, many of whom had little or no previous computer experience, utilized a computer for at least one of the primary functions used in the program: language learning, writing internet access and/or email. Language learners used computers for up to eight hours a week for lessons, writing and keyboarding. The number of ESL classes increased from two classes per week to three classes per week. Ninety six percent of center users were low income. Countywide, the program served 441 clients.

Pacific Community Services, Inc. - Housing Counseling **Funded through ADA**

Accomplishments: Provided comprehensive housing counseling to 297 Antioch residents (not meeting their goal of serving 400 Antioch clients); 231 for default and delinquency counseling, 186 for tenant/landlord counseling, 1 for information and referral services, 4 for fair housing and 11 for pre-purchase counseling. Pacific Community Services, Inc.'s services empowered Antioch clients through knowledge to take control of their housing situation, leading to prevention of homelessness which is generally caused by evictions, securing the return of deposits, getting repairs made and resolving unlawful detainer actions. Monthly display ads have been published in the Ledger-Dispatch and East Contra Costa County Times which were circulated in Antioch to further educate and make the public aware of fair housing rights and counseling services. Spanish speaking staff are available to serve clients, and nearly all materials used in the program were available in both English and Spanish language. Countywide, the program served 2,246 clients.

WW Ministries, Inc. - The Positive Edge

Accomplishments: Provided professional clothing, accessories and career development support for 26 Antioch residents. Clients are groomed and dressed appropriately for their job interviews and counseled on workplace behavior to ensure their most confident presentation to prospective employers. The agency is looking for more funding to help with the costs to replace the depletion of their inventory, especially larger sizes. Outreach is conducted through community organizations, including Los Medanos College and the Women's Board of Realtors.

Priority CD-9

Seniors: Enhance the quality of life of senior citizens and enable them to maintain independence.

The Bedford Center - Adult Day Health Care Program

Accomplishments: Provided educational, supportive and health services to 7 frail adults and seniors suffering from Alzheimer's, dementia or strokes. The program exceeded its goal of serving two people. Services included addressing safety of the Alzheimer's victim, the insecurity of the dementia victim, the physical limitations of the stroke victim, the isolation of the frail, low income senior. Activities include educational, supportive, therapeutic and health related issues. In- service health education is achieved through informal talks and demonstrations pertaining to the needs of the frail adult. Mental stimulation is addressed through games, art and music. Physical activities are designed to maintain and or improve rehabilitation and quality of life. Services are provided from 10 am to 3 pm Monday through Friday, and include nursing and personal care, physicians, occupational and speech therapists, social services and counseling, morning snacks, mid-day hot meals, and afternoon snacks. Transportation assistance is provided to clients as well as support groups for participants and caregivers. Countywide, the program served 8 people.

City of Antioch - Senior Citizen Center

Accomplishments: Provided daily activities for 2,973 elderly low-income Antioch residents at the City of Antioch's senior center, exceeding their contracted goal of serving 2,500 seniors. The program enhanced quality of life for the Antioch senior population through involvement, participation and meeting diversified needs. The center hosted 34 social activities, 8 informational seminars and 402 educational program opportunities. There are over 100 volunteers for the program.

City of Antioch - Senior Nutrition Program

Accomplishments: Not only were 564 low-income seniors served with nutritious hot meals (exceeding their contracted goal of serving 325 clients) but monthly special events and themes (some of which the seniors facilitated themselves) as well as weekly activities made the center an exciting place to share a meal. The program has access to the senior bus program with door-to-door service, and in-house dispatching which allows for same day pick-up in most cases. The program also utilizes senior volunteers which has become one of the more popular volunteer positions. New incentive programs such as bring a friend or free lunch offers assist the center in bringing in new clients. This site consistently has the largest volume of participants in Contra Costa County.

Contra Costa Senior Legal Services

Accomplishments: Free legal services were provided to 112 low-income Antioch seniors. Services were provided at the twice monthly consult-an-attorney program at the Antioch senior center. Legal matters addressed were housing/real estate, consumer/finance, income maintenance, estate planning long-term care and elder abuse. Over 25% of those seniors who received service were minorities and 83% were extremely low and low income. Outreach activities consisted of participation in various east county senior events and fairs held throughout the year as well as informational visits to community groups, preparing and distributing printed information, maintenance of the

agency website and contacting other organizations in the county about the project. Countywide, the program served 981 seniors.

Ombudsman Services of Contra Costa County - Ombudsman Services

Accomplishments: Ombudsman Services surpassed their original goal (300) by providing investigation and resolution to nursing home complaints to 342 elderly low-income Antioch residents. Antioch has 5 large assisted living facilities and 35 small facilities (6-8 beds). During the FY, staff and volunteers made 96 visits to residents in nursing homes and 118 visits to residential care facilities in the city of Antioch. Twenty-two (22) total cases of abuse were reported and investigated, and all were resolved. Nine cases of financial abuse were investigated and substantiated. Outreach efforts included participation in volunteer and resource fairs, and presentations at senior centers in Antioch and across the county. Countywide, the program served 2,746 people.

Ombudsman Services of Contra Costa County - Representative Payee Services

Accomplishments: Ombudsman Services provided representative payee services to 32 elderly low-income Antioch residents, exceeding their contracted goal of 12 clients. An average of 123 visits were made per month to clients paying bills, handling bank transactions, opening new accounts, contacting Social Security office and making medical and personal purchases. (The Ombudsman program was entered into HUD's IDIS electronic data system as two separate activities but was reported to the City of Antioch as one combined program).

Senior Outreach Services - Care Management Services

Accomplishments: Assisted 37 low-income, homebound Antioch seniors with direct in-home service that enables them to remain living at home safely. Services included direct advocacy, help with health benefits, appointment facilitation, transportation assistance, elder abuse referrals, crisis resolution and other social services geared towards the elderly. Subrecipient has a care manager working in the Antioch Senior Center. Countywide, the program served 419 seniors.

Senior Outreach Services - Meal on Wheels Program

Accomplishments: The Meals on Wheels (MOW) program exceeded their goal of 135 by delivering hot, nutritious meals to 185 low-income frail Antioch residents. This county-wide effort successfully enables seniors to live independently for longer periods of time in their own surroundings while also providing daily social contact and a wellness net. Currently, there are over 200 volunteer drivers driving weekly. Countywide, the program served 837 seniors.

Priority CD-10 *Youth: Increase opportunities for children/youth to be healthy, succeed in school and prepare for productive adulthood.*

City of Antioch - Youth Recreation Scholarship Program

Accomplishments: The City's scholarship program provided an opportunity for 119 low-income Antioch youth to participate in recreational youth programs. The most popular courses taken were aquatics and instructional classes but applicants also took advantage of the summer camp programs. The program is also developing a Spanish language application in the hopes that the guidelines and qualifications will be more easily

understood by family members that are still developing their English skills. Outreach in general is done through direct mailings and the City's internet site.

East Bay Golf Foundation – The First Tee of Contra Costa

Accomplishments: This program allowed for 575 Antioch children to receive life skills training, golf training and inspirational training. The program exceeded its goal of serving 250 youth. Ninety seven percent of participants showed knowledge of how to properly introduce themselves and had the ability to transfer meet and greet skills to situations in other life areas. Seventy four percent of participants were able to verbalize key concepts of respect for themselves, others and the environment. Ninety six percent cited a knowledge of etiquette and rules and their importance to the game of golf and life. Ninety five percent of participants recalled and used the concepts of being patient, being positive and asking for help. Outreach activities included working with the City of Antioch Parks and Recreation Department to distribute flyers and information about the program to the community. Information was also distributed within the Antioch Unified School District.

Court Appointed Special Advocates (CASA)

Accomplishments: CASA far exceeded their goal by serving 35 Antioch residents with child advocate supportive services. CASA volunteer advocates have provided each child with one-on-one advocate services including court appearances, reaching case circumstances, making recommendations to the court and spending personal time with each child. Countywide, CASA recruited, screened and trained 60 new volunteers for a total of 154 trained volunteers that served 193 children. Each volunteer receives 32 hours of intense classroom training, as well as 12 hours of continuing education. Throughout the county, 82 cases were closed during the program year. of those cases, 7 children were adopted, 7 turned 18 years old, 1 was in guardianship, 8 were in a permanent/stable placement, 21 achieved reunification, 3 were emancipated, 3 were transferred to probation, 8 moved/transferred out of the area, and 3 court orders were rescinded by the court. During the past year, CASA increased their outreach efforts. Outreach included advertisements in local newspapers including the Ledger Dispatch, Sentinel, West County Times and Contra Costa Times. Key members of the CASA speaker's bureau are actively speaking in public forums throughout the county.

Priority CD-12 Fair Housing: Continue to promote fair housing activities and affirmatively further fair housing.

Housing Rights, Inc. - Fair Housing

Funded through ADA

Accomplishments: Provided fair housing discrimination complaint resolution and informational requests for 26 low-income Antioch households, exceeding their goal of 24 households. Of the 26 fair housing cases counseled by Housing Rights, Inc., 10 were for disability, 4 for national origin, 6 for race, and 6 related to other issues. All outreach materials are available in English, Spanish and Chinese. Countywide, the program served 413 households.

Priority CD-13 Administration/Planning: Support development of viable urban communities through extending and strengthening partnerships among all levels of government and the private sector and administer federal grant programs in a fiscally prudent manner.

City of Antioch - CDBG Program Administration

Accomplishments: Progress has been made implementing a database tracking system for the City's subrecipients, re-organizing City paper files and computer files, updating the City's housing portion of the website, pursuing IDIS clean-up activities, completing a Consortium-wide mailing list and implementing a performance measurement system.

IV. CONTINUUM OF CARE

In the Spring of 2004, the County adopted *Ending Homelessness in Ten Years: A County-Wide Plan for the Communities of Contra Costa County*. This plan seeks to improve and expand homeless services with the goal of ending homelessness within ten years.

The number of homeless people in the County is as many as 4,800 on a given night. The County's Health Services Department reported 15,000 incidents of homelessness in the past year.

As a Consortium member, the City will continue to assist in the County-wide plan by supporting efforts to address the priorities of housing placement, integrated support services, employment assistance, outreach and homeless prevention.

Outreach and Intake

The Contra Costa Crisis Center's 24-Hour Homeless Hotline assisted 2,400 homeless individuals in the Antioch area with around the clock access to emergency motel vouchers, free voice mail and referrals to support services and all county shelters.

The Crisis Center managed and maintained the Contra Costa CORD database (**C**ounty **O**nline **R**esource **D**atabase) with 2,500 records of health and human services available to Contra Costa County residents. All information is available free of charge in nine languages to anyone with Internet access. There were 46,542 individual users during the program year.

In February 2006, the Contra Costa Crisis Center implemented 211 - the national, toll-free, three digit number to access information about local health and social services - in test mode (i.e. service was activated but not publicized). They also launched a 211 Contra Costa website (www.211contracosta.com) with update information on 211 locally and nationally. When more funding becomes available to increase staffing, 211 will be marketed publicly and the homeless hotline will be folded in.

Emergency Shelter

The City provided funding to a battered woman's shelter for transitional housing. STAND! Against Domestic Violence supports individuals who live in unsafe environments. Twenty (20) Antioch victims of domestic violence were assisted by STAND!. In addition, 75 individual adults received shelter, meals, counseling and educational services through the Contra Costa County Homeless Program Emergency Shelter. The Contra Costa Crisis Center provided 147 bednights for 86 children and 61 adults from the Antioch area.

Permanent and Transitional Housing

SHELTER, Inc. provided rental assistance and case management services for 220 low-income Antioch residents. A total of \$23,719 in financial assistance was distributed to 26 households with 79 people.

The City has been collaborating on many affordable housing projects including a 55-unit senior housing development with Christian Church Homes, a 4-unit affordable single-

family housing development with Habitat for Humanity and the West Rivertown 40-unit affordable apartment project. Although not completed during this program year, significant strides have been made for these projects to continue through, if not completed within, the 2006-2007 program year.

Supportive Housing

Through its HIV/AIDS Services Center, New Connections provided comprehensive psychosocial case management services, emergency food/utility vouchers, substance abuse services and group counseling to 56 low- and moderate-income Antioch residents living with HIV/AIDS.

Housing Rights, Inc. assisted 148 low-income Antioch residents with fair housing counseling and tenant/landlord mediation. Many Contra Costa residents received outreach materials explaining fair housing services and tenant/landlord conflict resolution, and several community educational workshops were held during the program year.

Pacific Community Services, Inc. served 231 Antioch residents for default and delinquency counseling, 186 for tenant/landlord counseling, 1 for information and referral services and 11 for pre-purchase home counseling.

The East Bay Delta Housing Finance Agency assisted 3 first-time homebuyers with purchasing a home in Antioch. Monies were provided through the Antioch Development Agency Housing Set-Aside Funds (ADA). In addition to receiving first-time homebuyer assistance, all clients were required to attend a homebuyer seminar.

To complete this continuum of housing the homeless, the CDBG Housing Manager also participates in countywide Homeless Collaborative meetings to ensure that there is a synchronized and all-inclusive means of approaching homeless issues.

The City of Antioch is not a receipt of Emergency Shelter Grants (ESG) funds.

V. DECENT HOUSING

This section contains a discussion of the following elements:

- A. Fair Housing Activities
- B. Public Housing

A. FAIR HOUSING ACTIVITIES

The City of Antioch took several actions to affirmatively further fair housing within the City during FY 2006-07. The City provided a total of \$55,000 in Antioch Development Agency funds (ADA) to Housing Rights, Inc., Pacific Community Services, Inc., La Raza Centro Legal, Inc., and SHELTER, Inc., for fair housing related programs, general housing counseling and emergency housing assistance to aid 712 low-income Antioch residents. Of the 26 fair housing cases counseled by Housing Rights, Inc., 10 were for disability, 4 for national origin, 6 for race, and 6 related to other issues. All outreach materials are available in English, Spanish and Chinese.

In December 2001, the Contra Costa Consortium completed an Analysis of Fair Housing Impediments report. This report contained 10 recommendations for ensuring fair housing. The following list outlines the City's progress during the program year 2006-07 toward meeting these objectives:

Action 1 - Housing Element Compliance: The City of Antioch's draft FY 2000-2006 Housing Element has been revised per discussions with the State Department of Housing and Community Development. Currently staff and the hired consultant are making final revisions and will finalize the document with State HCD staff during the next program year 2006-2007. The City has worked tirelessly to ensure that growth management measures and development fees and standards comply with state guidelines, and that vacant land is available to facilitate the development of housing for a wide range of income groups. The City is working towards a self-certification of the FY 2000-2006 Housing Element.

Action 2 - Consolidated Plan: The City participated along side the members of the Consortium to develop the Consolidated Plan for FY 2005-09. The activities and programs in the FY 2006-07 Action Plan reflect the needs outlined in the Consolidated Plan. The City of Antioch will continue to work to ensure that the City maintains an active housing related program. The City has moved the majority of the financing for its housing related projects from CDBG to the Antioch Development Agency (ADA) Housing Set-Aside funds. Historically, the City has had a significant surplus in unused ADA funds. This change will allow the City to use these ADA funds for affordable housing related projects which typically require large amount of financial assistance.

Action 3 - Public Housing and Section 8 Assistance: The Housing Authority of Contra Costa County administers public housing and the Section 8 assistance program. The City has continued to work with members of the Contra Costa Consortium to ensure that the Housing Authority continues extensive outreach efforts to promote these programs. Recently, the City of Antioch has received numerous concerns from the public about,

among other issues, residents receiving Section 8 assistance who were not maintaining their property. Public “Quality of Life” forums were held in fiscal year 2006 - 2007 to address citizen concerns, and involved City Council, Police, Code Enforcement and CDBG representation.

Action 4 - Deconcentration of Affordable Housing: In order to promote neighborhood revitalization efforts and ensure that affordable housing residents have adequate access to public transportation and social services, many of the City’s future affordable housing efforts will be concentrated in the corridor between Hwy. 4, the river, city boundaries and Cavallo Road. However, the City has been making an active effort to ensure that affordable housing is made available elsewhere in the city.

Action 5 - Affordable Housing Development Incentives: The City has continued to provide housing density bonuses, relaxed parking standards and other incentives to affordable housing developers as an incentive to develop affordable housing.

Action 6 - Coordination with Public Transit: The City has continued to coordinate future affordable housing developments and other services for low- and moderate-income residents with available and expanded public transportation opportunities. In recognition of this goal, the City, along with Eden Housing, used a Transportation for Livable Communities grant to tie the West Rivertown Apartment complex into the Intermodal Transportation Center at the Amtrak Station on 1st and “I” Street.

Action 7 - Outreach and Education: The City has worked and will continue to work along side Housing Rights, Inc., fair housing service provider, to expand outreach programs to Antioch residents.

Action 8 - Information on Fair Housing Services: The City, in cooperation with the Contra Costa Consortium, has encouraged fair housing providers to extensively market their fair housing services and outreach. Antioch residents received outreach materials explaining fair housing services and tenant/landlord conflict resolution, several community educational workshops were held, all through the efforts of Housing Rights, Inc. which has a satellite office in Antioch. Pacific Community Services, Inc. published monthly display ads in the Antioch-circulated Ledger-Dispatch and the East County Times to increase public awareness of fair housing rights.

The Consortium has developed a brochure regarding fair housing options for all the communities in the County and it is posted on the City’s website. In addition, the Consortium hired a professional facilitator to bring together all of the fair housing/housing counseling providers to create a more consistent, comprehensive housing services system to deliver to residents. This meeting was held early in April 2007 and was attended by Consortium members and service providers from four different fair housing organizations. Each organization summarized their work. The facilitator asked a variety of questions of the providers and the consortium members on service delivery, improving communication and working more collaboratively. The providers came together again to compile a matrix showing programs and areas of service in order to develop a means of reference and client referral.

Action 9 - Fair Housing Records: The City, as part of the Contra Costa Consortium, has been ensuring that fair housing providers work collaboratively to compile accurate reports.

Action 10 - Consulting Workshops with Lenders: The City, in cooperation with the Contra Costa Consortium, has been exploring ways to improve financing with housing lenders.

Action 11 - Lender Performance: The City has explored ways to ensure that CRA and HMDA criteria are used in the selection of lenders for local programs.

Action 12 - Zoning Ordinance Amendments: The City reviewed its family definition when developing its revised zoning ordinance in FY 03-04. The City has used the community residential care facility and second unit regulations developed by the state in its revised zoning ordinance.

Action 13 - Housing Task Forces & Committees: The City does not have a housing task force or committee at the present time. However, should the City adopt such a committee/task force, it will ensure that the committees/task forces have representatives of low-income groups.

DISABLED ACCESS

The City of Antioch funded Independent Living Resources (ILR) which provided 61 handicapped Antioch households with self-support assistance to promote independence, and the Lions Blind Center which provided self-help training to 13 low-income blind Antioch residents.

The Contra Costa Consortium's application for CDBG funding asks if the applicant's facility is accessible to disabled clients: "Is the location of your project fully accessible to persons with disabilities, including mobility impaired, hearing impaired and vision impaired persons? Please explain."

City staff is available to translate if a non-English speaking resident calls or drops-in to City Hall. Cantonese and Spanish are among those foreign languages that various City staff members can communicate in.

The City previously collaborated with the other jurisdictions constituting the Contra Costa Consortium to produce a countywide fair housing brochure promoting fair housing which includes those with disabilities.

B. PUBLIC HOUSING IMPROVEMENTS AND RESIDENTIAL INITIATIVES

The Housing Authority of Contra Costa County administers the public housing and Section 8 assistance programs. Antioch has worked with the members of the Consortium to ensure that the Housing Authority continues to conduct outreach efforts to promote acceptance of these programs. The City of Antioch continues to support the five-year

strategy of the Housing Authority of Contra Costa County including its goals to increase resident involvement and expansion of home ownership opportunities for its public housing residents.

As mentioned previously, the City held “Quality of Life” (QOL) forums to get public input on public housing issues, policing, crime and safety. There were five QOL forums during the past year. Topics were based on a number of concerns expressed in a survey of Antioch residents. The survey was available in hard-copy and on line to take input from Antioch residents. The topics included: neighborhood services/code enforcement; police services and programs; dealing with the issues of crime and delinquency; issues related to Section 8 properties and other rental housing; and the proposed rental property inspection program. Much of the discussion centered on the perceived problems with Section 8 tenants. The former and current Executive Directors of the Housing Authority of Contra Costa were at the meetings to answer questions.

Following the QOL forums, City staff, including the police department met with Housing Authority staff. Specific issues were discussed and a number of violations were found, which led to the Housing Authority holding hearings and some tenants being removed from the program. The issues have continued but there is a stronger working relationship between the City and the Housing Authority.

The primary sources of funding to address priority housing related community development needs in FY 2006-07 were the Antioch Development Agency's (ADA) Low and Moderate Income Housing Set-Aside funds. These funds provided the required match for HOME Program projects.

VI. PROGRAM REQUIREMENTS

This section is an analysis of the City's capacity to implement federally funded housing and community development activities, along with coordination between the members of the Contra Costa Consortium. There were three types of program administration activities conducted during this period.

A. PLANNING

The planning activities for FY 2006-07 began with preparations for the Consortium's grant cycle kickoff meeting held on October 6, 2005. At this meeting, the Consortium introduced applicants to the two-year funding cycle that would begin with FY 2006-2007 and include 2007-2008.

On April, 25 2006, a final public hearing regarding the FY 06-07 Action Plan was held by the Antioch City Council. As required, a display ad was published on March 8, 2006.

The programs selected to receive allocations of CDBG funds each supported a HUD-defined national objective and met the regulatory requirements for eligibility. Additionally, these programs served low-income persons, sought to eliminate blighted conditions and provided economic opportunities for Antioch residents.

During the Action Plan preparation process, City staff met or exceeded all regulatory requirements.

B. ADMINISTRATION

During FY 2006-2007, the City of Antioch expended \$97,124.78 to administer the CDBG program. The administration activities conducted during this period included preparing environmental review materials, preparing and executing contracts with non-City subrecipients and monitoring program performance in accordance with federal requirements.

During FY 06-07, subrecipients submitted quarterly progress reports and payment demands. These reports included statistical information on the number and types of clients served and narrative sections describing the activities conducted. City staff reviewed each report ensuring timeliness implementation of the subrecipient's program and accuracy of data. Submitted data was entered into an Excel spreadsheet where staff has preset equations tallying the necessary information to be used in this CAPER document.

Public hearings on the CDBG program have provided an opportunity for the public to comment on any aspect of the services or programs being funded or on the performance of the various agencies providing those programs.

At the end of April, 2007 the City received notification from HUD that the timeliness test for CDBG funds had not been met. When the City was made aware of the excessive amount of its CDBG balance staff began a process of seeking appropriate projects, which

could be under construction within the next 6-10 months and met the HUD eligibility criteria. Each city department head was contacted, as were our subrecipients that were interested in capital improvements. Many project suggestions were made and many were rejected for not meeting CDBG eligibility.

From January-March the list of projects, project budgets and city priorities were further defined. That list, along with the CDBG requests for funds for the second year of the city's two-year funding cycle, were given to the City Council CDBG & Housing Subcommittee for their review and recommendations. The subcommittee met with staff to review the list, made some comments and adjustments and their recommendation went to the full City Council on May 8th.

The City Council held a public hearing to discuss the recommendations for funding on May 8th. At that time the council took public comment regarding the use of CDBG funds. The City Council admonished staff regarding the excessive funds and the need to complete projects in a timely manner so as not to jeopardize the city's CDBG funding. After the hearing the City Council adopted the subcommittee's recommendations. Those were sent to HUD on May 14th along with the Action Plan for 2007-08.

C. COMPLIANCE AND MONITORING

The City of Antioch is responsible for the administration of CDBG funds. All projects funded through the CDBG program are monitored by the City to ensure that the projects achieve their approved objectives in a manner consistent with federal regulations, the Consolidated Plan and local planning requirements. The City's monitoring procedures consist of the following:

Prior to funding, all projects are reviewed to ensure consistency with federal regulations and the Consolidated Plan.

During project implementation, project sponsors are required to submit quarterly reports detailing progress, significant obstacles, funding and expenditures and affirmative marketing activities. In addition, projects are monitored for compliance with federal financial and labor standards, affirmative marketing, equal opportunity, fair housing, and other federal requirements. Projects are also monitored on-site on a regular basis once every two to three years and may be monitored more often on a selective basis as issues arise.

Following project completion, project sponsors are required to submit project completion reports identifying: accomplishments, populations served, demographics and housing affordability standards. Whenever possible, the City of Antioch coordinates with other members of the Contra Costa County consortium to eliminate duplication and to serve the project sponsors fairly and expeditiously.

During FY 06-07, Antioch City staff monitored the following subrecipients:
Ombudsman Services

In addition, Contra Costa County monitored:

New Connections

Because Contra Costa County shared their results of the New Connection monitoring visit held during the program year, Antioch decided to not unduly burden New Connections with another monitoring visit.

Monitoring visits can result in findings, concerns and/or observations. A finding is defined as a program element that does not comply with an applicable federal statute, federal regulation and/or the CDBG Project Agreement. A concern is either a potential finding or a program weakness that should be improved to avoid future problems. An observation notes effective program elements, suggestions and/or minor issues.

It is apparent to the City that the subrecipients work hard, care deeply and are dedicated to their clients. Although no findings were found during the course of the monitoring, there were some concerns which the subrecipients are in the process of correcting.

D. CITY REPORTING

Reporting activities were conducted throughout FY 06-07 and concluded with the preparation of this CAPER. The single most important issue related to program reporting was the continued implementation of the Integrated Disbursement and Information System (IDIS). During FY 06-07, City staff used IDIS to document the performance of each active project funded through the CDBG program. Performance information was loaded into IDIS on a regular basis throughout the year. At the end of FY 06-07, final program statistics and narratives illustrating accomplishments, and based on monthly reports submitted by each subrecipient and City departments, were entered into the IDIS system in preparation of the CAPER.

The City completed IDIS Data Clean-up Activities during FY 06-07 and is pleased to report that only one outstanding item is on the list. The City will continue to check the clean-up worksheets posted on HUD's website once a month to assure data stays "clean" as new activities are added to IDIS.

CPMP Tool

The Consolidated Plan Management Process (CPMP) tool was created by HUD as an optional tool to assist formula grantees in meeting the requirements of a Consolidated Plan - a Strategic Plan, up to five Annual Action Plans and up to five Consolidated Annual Performance and Evaluation Reports (CAPER). It is still the responsibility of each grantee to assure compliance with applicable statutes and regulations. The CPMP tool will facilitate compliance only if all questions (that apply to the grantees) are answered completely and accurately. The tool is also updated regularly to comply with new regulations.

This tool is comprised of nineteen (19) different documents - the CPMP main workbook, the Strategic Plan, 5 Annual Action Plans, State and Non-State Certifications, the SF424, CAPERs, the Needs workbook, the Projects workbook and the new Specific Objectives and Goals workbooks. The tool also contains 7 folders. There are five program year

additional files folders to store optional images or maps. By using the CPMP tool, submitting Consolidated Planning materials can be completed almost entirely in electronic format.

The City of Antioch has begun implementing the CPMP tool with the hopes on using it during the 2007-2008 funding cycle.

The CPMP tool, Version 2, was downloaded from HUD's website and directions were followed to re-populate all of the narratives and tables from the already completed Consolidated Plan FY 2005-2009. The City of Antioch has gone through all of the steps from the beginning to ensure that the City will have a complete 5-year funding cycle period using the tool. And since the Consolidated Plan was prepared as a Consortium, the City of Antioch will share the joint information with the Consortium's jurisdictions.

VII.OVERALL ASSESSMENT OF ANNUAL PERFORMANCE

This section will assess the City's performance in addressing the priorities, needs, goals and specific objectives identified in the Consolidated Plan. For this reporting period, the City of Antioch effectively and efficiently acted in accordance with the economic development, housing and public service priorities and goals of the Five-Year Consolidated Plan. In terms of addressing the issues illustrated in each Action Plan priority, the City of Antioch offers the following performance assessments:

A. HOUSING ACTIVITIES

The housing activities undertaken during the 2006-2007 program year are all consistent with the priorities and strategies detailed in the City's Five-Year Consolidated Plan and the One-Year Action Plan. The projects, programs and activities all benefited primarily low- and moderate-income households.

During fiscal year 2004-05, the City committed a total of \$3,338,400 in ADA funding and made significant progress during the current year (FY 06-07) towards the development of the following affordable housing projects:

- West Rivertown Apartments, Phase II, 40 units of affordable apartments
- Mt. Diablo Habitat for Humanity, 4 affordable homes
- Christian Church Homes, Senior Housing, 55 units

In addition to the above projects, ADA funds were used to aid 3 first-time homebuyers purchase a home in Antioch, and \$183,037.03 in CDBG RLF and \$243,502.97 in ADA funds were provided to 11 homeowners for the homeowner rehabilitation loans through the Neighborhood Revitalization Program. Appendix B provides the required HUD exhibit "Summary of Housing Accomplishments" for FY 06-07. Please note that the required exhibit includes ADA-funded and CDBG-funded housing activities, as well as homeless families and individuals assisted with transitional and permanent housing through programs described under the Public Service CD-4 Priority and the Continuum of Care sections.

The City of Antioch does not receive HOME/American Dream Down Payment Initiative (ADDI) funds to administer directly to the community.

B. PUBLIC SERVICES

The City has maintained its commitment to spending the full 15% of its CDBG annual grant to public and social service activities. This fiscal year the City allocated \$113,000 or 15% of the entitlement grant and \$34,800 in CDBG program income funds on public/social services. A total of \$151,400 was allocated to public service activities, and of that amount, \$146,740.50 was spent.

The IDIS C04PR26 CDBG Financial Summary Report for Program Year 2006 initially included disbursements made from previous program years totaling \$25,021.80. This amount, along with the unliquidated amount of \$1,254.92, was subtracted from the initial

Public Service obligation total. Therefore, the following calculation can be made to determine the public service allocation percentage:

PART IV: PUBLIC SERVICE (PS) CAP CALCULATIONS

27	DISBURSED IN IDIS FOR PUBLIC SERVICES	\$171,762.30
28	PS UNLIQUIDATED OBLIGATIONS AT END OF CURRENT PROGRAM YEAR	\$1,254.92
29	PS UNLIQUIDATED OBLIGATIONS AT END OF PREVIOUS PROGRAM YEAR	\$0.00
30	ADJUSTMENT TO COMPUTE TOTAL PS OBLIGATIONS	-\$26,276.72
31	TOTAL PS OBLIGATIONS (LINE 27+LINE 28-LINE 29+LINE 30)	\$146,740.50
32	ENTITLEMENT GRANT	\$753,342.00
33	PRIOR YEAR PROGRAM INCOME	\$208,160.87
34	ADJUSTMENT TO COMPUTE TOTAL SUBJECT TO PS CAP	\$0.00
35	TOTAL SUBJECT TO PS CAP (SUM, LINES 32-34)	\$961,502.87
36	PERCENT FUNDS OBLIGATED FOR PS ACTIVITIES (LINE 31/LINE 35)	15.26%

In addition, the City provided \$80,000 in ADA funds, \$77,528.78 of which was expended, to further public and social service activities. A total of 7,055 persons received assistance from public and social service agencies under the CDBG program during the year. An additional 3,187 persons received assistance with ADA funding.

As reported by the City’s subrecipients, numbers served were generally higher than expected. Some agencies did not spend their entire allocation and therefore their numbers served were lower than the contracted goals.

C. ECONOMIC DEVELOPMENT AND PUBLIC FACILITIES

Economic Development activities make up a small but significant portion of the City’s overall community needs strategy. A total of 36 licensed day care providers were established as a result of \$25,000 in funding to Cambridge Community Center and Contra Costa Child Care Council. Four (4) new jobs were created/retained by new business owners as a result of Workforce Development Board’s efforts in administering their \$30,000 funded program. Although WW Ministries, Inc.’s Positive Edge program is funded as a public service, it complimented job creation activated by providing professional clothing, accessories and career development support for 26 Antioch residents.

Through Opportunity Junction’s, formerly OPTIC, job training and placement program, 14 low-income Antioch residents had an average hourly wage of \$14.39, exceeding OPTIC’s goal of \$13 per hour.

As part of the facility improvements allocation, the City of Antioch completed the Sunset Drive road improvements, serving 655 people. The Perinatal Council building rehabilitation is underway and will be complete in the winter of 2007.

D. EFFORTS IN CARRYING OUT PLANNED ACTIONS

The City pursued all resources that the FY 06-07 Action Plan indicated it would, provided requested certifications of consistency for HUD programs in a fair and impartial

manner and did not hinder the implementation of the Consolidated Plan by action or willful inaction.

E. MEETING CONSOLIDATED PLAN AND ANNUAL PLAN OBJECTIVES

The City has targeted all its CDBG funds to meet the national objectives that further develop the City into a viable urban community. It has facilitated this by funding activities which: 1) provide decent housing; 2) provide a suitable living environment; and 3) expand economic opportunities, principally for low and moderate-income persons. Further description of the methods and the accomplishments for each of these objectives has been provided throughout this document.

In reference to both the Housing and Non-Housing Community Development Related Priority Needs identified in the FY 06-07 Action Plan, the City has consistently worked toward meeting those objectives through funding of various projects and agencies that focus on different aspects of the objectives. Again, all CDBG funding expended in this program year were used to address those objectives. Most activities were completed during the program year, with the exception of some housing activities which by nature take more than a program year to complete. Such housing activities are anticipated to be underway and/or completed by the end of FY 06-07. The Housing Related and Non-Housing Community Development Related Priority Needs lists are attached as Appendix C and the Approved Use of CDBG Funds for FY 06-07 is attached as Appendix D.

The City has, in addition, included more documentation in the IDIS system for the end of year reporting to give HUD a more complete picture of the success of the subrecipients and of the City’s efforts in meeting Consolidated Plan goals and objectives. Numbers of clients served that did not or could not give appropriate demographic information are included in the narrative as they are still served by the agencies. This increased documentation is also apparent in Section J of this CAPER, where staff has included more information on the agencies ability to serve those that do not speak English as their first language (labeled “Limited English Proficiency populations”).

F. USE OF FUNDS FOR ACTIVITIES BENEFITING LOW AND MODERATE INCOME RESIDENTS

All activities funded through the City CDBG program primarily benefited low- and moderate-income persons or households, consistent with a primary objective of the CDBG program. Table Three shows the number of low- and moderate-income residents (whose income was 80% or less of AMI) that benefited from this funding.

TABLE THREE: PERSONS SERVED IN EACH CATEGORY

ACTIVITY	Total Persons	No. of Low/Mod	% of Low/Mod
Housing*	14	13	93%
Infrastructure/Public Facility	655	506	77%
Economic Development	75	70	93%

Public Service	9,530	9,050	95%
Fair Housing**	712	703	99%
TOTALS	10,986	10,342	94%

* Does not include homeless assisted with transitional and permanent housing, which is included under Public Service. Reported in households to be consistent with other tables.

**Includes ADA funded projects that can serve residents with higher incomes.

Many of the programs funded with CDBG or ADA fell under HUD's definition of presumed beneficiary which includes abused children, battered spouses, elderly persons, adults meeting the Bureau of the Census' Current Population Reports definition of "severely disabled," homeless persons, illiterate adults, persons living with AIDS and migrant farm workers. Activities that benefit a limited clientele must serve at least 51% of clients who are low- or moderate-income. The City funded the following limited clientele programs: City of Antioch's Senior Citizen Center and Senior Nutrition programs, CASA's Child Advocate program, Community Violence Solution's Rape Crisis Center, Contra Costa Crisis Center's Homeless Hotline, Contra Costa Senior Legal Services program, New Connection's HIV/AIDS Services, Ombudsman Services and Senior Outreach Services' Meals on Wheels and Care Management programs.

The City ensures that the limited clientele national objective requirement is met for those activities that benefit limited clientele. Public service agencies whose clientele is not of a presumed benefit population must request some form of written income verification and certification from its clients to determine their eligibility. The agencies either use the Consortium-created Self Certification form or their own in-take form. The agencies are required to keep these records for a period of 5 years as required by the CDBG program regulations. This documentation is verified upon monitoring of the program.

G. USE OF FUNDS FOR ACTIVITIES BENEFITING DISABLED AND MINORITY RESIDENTS

The ethnic and racial breakdown for residents that benefited from all of the CDBG and ADA funded activities pursued during this program year is show in Table Four. In addition, the number of female-headed households that were benefited is shown in this table.

TABLE FOUR*

CDBG & ADA FUNDING: RACE/ETHNICITY OF BENEFICIARIES		
	PERSONS	
RACE / ETHNICITY	No. Served	% Served
White	4,632	48%

Black/African American	1,655	17%
Asian	353	4%
American Indian/Alaska Native	51	0.53%
Native Hawaiian/Pacific Islander	836	9%
American Indian/White	6	0.06%
Asian/White	8	0.08%
Black/White	10	0.10%
American Indian/Black	6	0.06%
Other	2,152	22%
TOTAL	9,709	100 %
HISPANIC		
	No. Served	% Served
White + Hispanic	761	35%
Black/African American + Hispanic	17	0.79%
Asian + Hispanic	3	0.14%
American Indian/Alaskan Native + Hispanic	13	0.60%
Black/White + Hispanic	1	0.05%
Other + Hispanic	1,362	63%
TOTAL	2,157	100%
CDBG & ADA FUNDING: HOUSEHOLD TYPE		
	HOUSEHOLDS	
	No. Served	
Female Headed Household	2,317	

* Table does not include I/PF beneficiaries, which are area benefit.

H. TIMELINESS

The City of Antioch is committed to ensuring that the City is in full compliance with HUD CDBG timeliness requirements. Unfortunately, larger public facility projects and housing developments had to roll over into the next funding cycle. The City will make every effort to continue to spend the given grant allocation in a timely manner. The addition of a CDBG consultant, who has now been with the City for almost a year, will and has expedited this process. The CDBG consultant initially had to spend time on previous program years to submit to HUD required (and delinquent) documentation, but has now settled and can focus on the City's current CDBG and ADA programming. Refer to Section VI, Part B for more information about the City's plan to address timeliness.

I. PERFORMANCE MEASUREMENT SYSTEM

Working collaboratively, the Contra Costa Consortium continues to develop and refine a consortium-wide performance measurement system based on HUD regulations and guidelines. By incorporating a preliminary performance measurement system into the FY 04-05 application, the quality of reporting improved during that program year. The FY 06-08 application (revised during the FY 05-06 program year to apply for a two-year funding cycle) further expanded this system. The Consortium is planning to revise the Consolidated Plan to incorporate the necessary performance measures as presented by HUD.

As was mentioned in the “City Reporting” Section VI (D) of this document, the City of Antioch has begun implementation of the CPMP tool which HUD triumphs as including the most accurate reporting requirements for performance measurements.

J. AGENCY LIMITED ENGLISH PROFICIENCY CAPACITY

Contra Costa Consortium members attended a training facilitated by the HUD Office of Fair Housing and Equal Opportunity (FHEO). The training included an overview of all fair housing and equal opportunity regulations, as well as a new area of HUD focus that is on Limited English Proficiency or LEP populations. LEP populations are persons who do not speak English as their primary language AND who have a limited ability to read, write, speak or understand English.

HUD is concerned about “disparate impact or effect” discrimination to LEP populations. Their inability to speak/understand English may prevent or deny otherwise eligible persons participation in federally funded programs. Failure to provide meaningful access to these persons may constitute discrimination based on national origin.

An example taken from FHEO comments to the Consortium is that the City of Concord has a significant Hispanic population at 21.8% or 26,560 persons out of the total population of 121,780 persons. Seventy-two percent (72%) of all Hispanic persons speak Spanish, and of those a total of 11,257 or 58% of Spanish-speaking persons have “some” difficulty speaking English, or speak English “not well” or “not at all”. This inability to speak the English language creates a barrier to housing and economic opportunities offered to the low-income and minority concentrated areas that receive federal financial assistance.

The Office of Fair Housing and Equal Opportunity evaluated Consortium reporting and requested that Consortium members provide their office with a narrative of steps taken by our grantees to include all citizens, a narrative of actions taken to ameliorate barriers that may affect LEP populations and provide statistics of services provided to residents as a result of the steps taken. To this end, the Consortium has added the following table to the 4th Quarter/End of Year Report:

SAMPLE TABLE FROM CONSORTIUM REPORT

**AGENCY LIMITED ENGLISH PROFICIENCY CAPACITY
NOTE: REQUIRED ALL PROGRAMS**

Total FTE Spanish-speaking staff in this program Consortium-wide:	
Total FTE Other-speaking employees IN THIS PROGRAM:	
Total FTE OTHER-speaking staff in this program Consortium-wide:	
List OTHER languages spoken by program staff:	
List program materials translated into SPANISH:	
List materials translated into OTHER languages:	
% of program clients that do not speak English as their primary language AND who have a limited ability to read, write, speak or understand English:	

Based on the data collected from quarterly reports, 19 agencies have 68 Spanish-speaking staff in their programs that serve clients Consortium-wide. A total of 10 agencies have 54 staff members that speak other languages in their programs that serve clients Consortium-wide. Ten agencies have 28 staff members that speak other languages in an Antioch CDBG or ADA funded program. Other languages spoken by program staff include Tagalog, Croatian, Hebrew, French, Korean, Mandarin, Chinese, Khmu, Hindi, Farsi, Russian and Portuguese. Fifteen agencies have program materials translated into Spanish. Four agencies have materials translated into other languages, including Japanese, Chinese, Vietnamese and German.

The following agencies reported that a percentage of their clientele does not speak English as their primary language and has a limited ability to read, write, speak or understand English:

Agency and Project Name	Limited English Clients
Senior Outreach Services, Home Chore Program	4%
OPTIC, Delta Community Technology Center	70%
Housing Rights, Inc., Fair Housing Services	35%
Court Appointed Special Advocates, Children at Risk	3%
East Bay Golf Foundation, The First Tee of Contra Costa	5-10%
Contra Costa Food Bank, Food Distribution	12%
Contra Costa County, Homeless Services Program	1%
SHELTER, Inc., Emergency Rental Assistance	5%
Senior Outreach Services, Meals on Wheels	5%
Housing Rights, Inc., Tenant/landlord Services	35%
La Raza Centro Legal, Inc., Housing Counseling	35%
New Connections, HIV/AIDS Services	15%
Senior Outreach Services, Case Management Program	10%
STAND! Against Domestic Violence, Domestic Violence Services	15%
Cambridge Community Center, Economic Self-Sufficiency	6%

Contra Costa Child Care Council, Road to Success	30%
Workforce Development Board, Small Business Management	Less than 1%

The Antioch Senior Citizens Center has developed a free weekly English as a Second Language program and US citizenship training program for clients.

Court Appointed Special Advocates (CASA) has developed an outreach program to recruit Spanish-speaking volunteers as CASA advocates. The outreach materials include brochures in Spanish which were developed by the National CASA Association.

The Contra Costa Health Services Department Homeless Program subscribes to a language translation service. Shelter staff may call a toll-free number 24 hours a day to receive translation services in over 130 languages.

The OPTIC Technology Center reported that Countywide, 64% of their clients identified their native language as Spanish, 29% of clients identified their native language as English, and 7% of clients identified their native language as other than English or Spanish.

K. CONCLUSION

The City met all major goals established in the Consortium’s Five-Year Consolidated Plan and the One-Year Action Plan.

VIII. OTHER ACTIONS UNDERTAKEN

A. PUBLIC POLICIES

Previously, the City participated along side the members of the Consortium to develop the Consolidated Plan for FY 2005-09. The activities and programs in the FY 2006-07 Action Plan reflect the needs outlined in the Consolidated Plan. The City of Antioch will continue to work to ensure that an active housing program is maintained. The City has moved most of the financing for its housing related projects from CDBG to the Antioch Development Agency (ADA) Housing Set-Aside funds. Historically, the City has had a significant surplus in unused ADA funds. This change has allowed the City to use these ADA funds for affordable housing related projects which typically require large amount of financial assistance.

B. INSTITUTIONAL STRUCTURE

The City continues to work cooperatively with members of the Contra Costa Consortium, with its subrecipients, developers and other City staff to implement quality programs and projects that benefit low income residents. The City has hired a consultant to assume the CDBG program administrative duties so that the current CDBG Program Manager can focus on larger housing activities.

C. INTERGOVERNMENTAL COOPERATION

The City of Antioch is committed to working cooperatively with the County and other entitlement communities within the county to implement the goals and policies of the countywide Consolidated Plan. This past year, the Consortium members have continued to increase their inter-jurisdictional activities by holding joint Kick-off Meetings and subrecipient meetings. The standardized quarterly and annual report forms are still being used by all jurisdictions and joint monitoring visits have been conducted.

D. ACTIONS TO ADDRESS OBSTACLES TO MEETING UNDER-SERVED NEEDS

As in most cities, the most significant obstacle to addressing the under-served needs during this program year has been the lack of sufficient funds to carry out necessary activities. In an effort to increase the funding available for housing, the City continues to provide funding in the form of loans. The City requires the repayment of those loans where the recipient has the ability to repay. Those repayments are funneled back into new loans for qualified borrowers.

During the program year, the City Council again authorized the expenditure of ADA funding to supplement the CDBG funding for public service activities and housing activities. This continued commitment of the City's monies reflects the City's increased efforts to address the needs of its lower income residents.

To address Non-Homeless Special Needs, please note that the City of Antioch does not receive HOPWA funding.

E. ACTIONS TO EVALUATE AND REDUCE LEAD BASED PAINT HAZARDS

The Rental Rehabilitation and the Neighborhood Preservation Programs, funded by the City's CDBG and ADA program and administered by the County, have been employed to eliminate lead-based paint hazards in older housing as part of the overall rehabilitation project.

F. ACTIONS TO REDUCE THE NUMBER OF PERSONS LIVING BELOW THE POVERTY LEVEL

The City continues to fund several public service agencies that provide a variety of services, including food, clothing, substance abuse and crisis counseling, and other social services to help prevent at-risk households from becoming homeless. Through the Contra Costa Child Care Council and the Cambridge Community Center, the City provided funding to assist lower income individuals to become day care providers or to assist existing care providers to increase their capacity. The City also provided funding to WW Ministries, Inc., The Positive Edge program, to provide business clothing, accessories and career development support to economically disadvantaged Antioch residents entering the workforce. Opportunity Junction, formerly OPTIC, also provided job training and placement to Antioch adults interested in expanding their professional lives.

G. ACTIONS TO ADDRESS HOUSING NEEDS OF PERSONS WITH DISABILITIES

During this program year, no new housing was built within the City that was specifically for persons who identified themselves as "persons with disabilities." However, the City has committed funding for affordable housing developments (West Rivertown and Habitat for Humanity) that may include some units with disability access.

H. ACTIONS TO ADDRESS NEEDS OF PERSONS LIVING IN SUBSTANDARD HOUSING

The City offers two loan programs to address substandard housing, the Rental Rehabilitation Program and the Neighborhood Revitalization Program. The Rental Rehabilitation Program is available to provide low-interest loans to improve existing rental housing. In exchange, the owners must maintain the units at affordable rents. Although no households were served this program, the City is hopeful that the next program year will be more successful.

Through the Neighborhood Revitalization Program, the City provides low-interest, deferred loans for very-low and low-income households to repair deterioration in their home that affect the health and safety of the occupants. Eleven (11) households were served under this program.

I. ACTIONS TO ADDRESS NEEDS OF PERSONS PAYING RENTS THAT EXCEED 50% OF THEIR MONTHLY INCOME OR WHO HAVE BEEN INVOLUNTARILY DISPLACED

No CDBG funded activities were undertaken in FY 06-07 to specifically address the needs of persons paying rents exceeding 50% of their income. However, the City has committed CDBG funds to help Habitat for Humanity and West Rivertown affordable housing developments.

The City of Antioch has an Anti-displacement and Relocation policy for activities undertaken that involve acquisition, rehabilitation or demolition of occupied real property. During the current funding cycle, the City did not have any activities that displaced or relocated any residents.

J. ACTIONS TO ELIMINATE BARRIERS TO AFFORDABLE HOUSING

As mentioned in the section above on furthering Fair Housing to reduce barriers to affordable housing as identified in the County's Analysis of Impediments, the City has revised its Housing Element which outlines a series of strategies to create affordable housing, as well as educate about affordable housing. The City of Antioch's draft FY 2000-2006 Housing Element has been revised per discussions with the State Department of Housing and Community Development and will be finalized during the next program year (FY 2007-2008). The City has worked tirelessly to ensure that growth management measures and development fees and standards comply with state guidelines and that vacant land is available to facilitate the development of housing for a wide range of income groups.

The City continues to commit over 50% of its annual CDBG funds for affordable housing programs and projects, as well as the majority of its ADA funds. The City also funds housing counseling agencies, including SHELTER Inc., Pacific Community Services, Inc., and Housing Rights, Inc., to provide tenant/landlord counseling, as well as emergency rental assistance.

In addition, the City participated in the Affordable Housing Week 2007, and ran an ad in the East Bay Affordable Housing Guidebook 2007 (see Appendix G).

IX. PUBLIC REVIEW AND COMMENTS

A. PUBLIC PARTICIPATION PROCESS

A draft of this CAPER document was prepared and made available to the public from September 13, 2006 through September 27, 2006 at the Community Development Department at the City of Antioch's City Hall during normal business hours. The public could also request to have the draft CAPER including the IDIS reports mailed to them. A Legal Notice was placed in the Antioch's local edition of the Contra Costa Times advertising the availability and viewing location of the draft CAPER to the general public. A copy of the Legal Notice is included as Appendix E.

B. SUMMARY OF PUBLIC COMMENTS RECEIVED

No public comments were received from the public during the comment period.

SECTION TWO

HUD REPORTS

I. HUD REPORTS

In accordance with HUD regulations, the City of Antioch has prepared and made available for public review the following reports generated by the Integrated Disbursement and Information System (IDIS). These reports are presented as attachments to the CAPER.

1. **Summary of Activities (C04PR03)** – lists each CDBG activity that was open during a program year. For each activity the report shows the status, accomplishments, program year narrative and program year expenditures. For each activity, the report also shows the activity code, regulation cite and characteristics of the beneficiaries.
2. **CDBG Financial Summary Report (C04PR26)** – shows the obligations and expenditures the grantee has made for the specified program year. The expenditures are summarized to determine the relevant indicators for planning/administration, public service activities and economic development.

Summary of Activities (C04PR03)

IDIS - C04PR03

U.S. DEPARTMENT OF HOUSING AND URBAN DEVELOPMENT
 OFFICE OF COMMUNITY PLANNING AND DEVELOPMENT
 INTEGRATED DISBURSEMENT AND INFORMATION SYSTEM
 CDBG ACTIVITY SUMMARY REPORT (GPR) FOR PROGRAM YEAR 2006
 07-01-2006 TO 06-30-2007
 ANTIOCH, CA

DATE: 09-26-07
 TIME: 18:55
 PAGE: 1

THE FOLLOWING ACTIVITIES ARE MISSING A MA04 RECORD FOR PROGRAM YEAR 2006.

PROJECT YEAR	PROJECT NUMBER	IDIS ACT ID	ACTIVITY NAME
2005	4	339	THE BEDFORD CENTER ADULT DAY HEALTH CARE
2005	7	342	CONTRA COSTA SENIOR LEGAL SERVICES
2005	8	343	CASA CHILDREN AT RISK PROGRAM
2005	16	351	OPTIC DELTA TECHNOLOGY CENTER
2005	23	358	OPTIC JOB TRAINING AND PLACEMENT
2005	29	364	NEIGHBORHOOD PRESERVATION PROGRAM

PGM YEAR: 1994
 PROJECT: 0002 - CONVERTED CDBG ACTIVITIES
 ACTIVITY: 2 - CDBG COMMITTED FUNDS ADJUSTMENT
 STATUS: COMPLETED 08-10-06
 LOCATION:
 OBJECTIVE: OBJECTIVE/OUTCOME NOT NECESSARY
 OUTCOME: FOR PLANNING/ADMIN ACTIVITIES
 MATRIX CODE: 21A
 REG CITATION:
 NATIONAL OBJ:

FINANCING:		TOTAL #	#HISPANIC
INITIAL FUNDING DATE:		0	0
ACTIVITY ESTIMATE:	2,654,298.01	0	0
FUNDED AMOUNT:	2,654,298.01	0	0
UNLIQ OBLIGATIONS:	0.00	0	0
DRAWN THRU PGM YR:	2,654,298.01	0	0
DRAWN IN PGM YR:	0.00	0	0
NUMBER OF ASSISTED:			
	TOTAL		
TOT EXTREMELY LOW:	0	0	0
TOT LOW:	0	0	0
TOT MOD:	0	0	0
TOT NON LOW MOD:	0	0	0
TOTAL:	0	0	0
PERCENT LOW / MOD:	0.00		
TOTAL FEMALE HEADED:	0		

ACCOMPLISHMENTS BY YEAR:
 REPORT YEAR PROPOSED TYPE
 1994
 TOTAL:

PROPOSED UNITS	ACTUAL TYPE	ACTUAL UNITS
0		0
0		0

ACCOMPLISHMENT NARRATIVE: *****
 EXTENDED ACTIVITY NARRATIVE: *****

PGM YEAR: 2004
 PROJECT: 0005 - HANDICAP BARRIER REMOVAL/CURB CUTS
 ACTIVITY: 304 - HANDICAP BARRIER REMOVAL/CURB CUTS
 STATUS: CANCELED 09-23-06

OBJECTIVE: OBJECTIVE NOT SPECIFIED IN ACTIVITY PATH
 OUTCOME: OUTCOME NOT SPECIFIED IN ACTIVITY PATH
 MATRIX CODE: 03L REG CITATION: 570.201(E) NATIONAL OBJ: LMC

LOCATION: CITYWIDE
 THIRD AND H STS.
 ANTIOCH, CA 94509

DESCRIPTION:
 COMPLETE 10-15 CURB CUTS FOR DISABLE ACCESS.

FINANCING:			TOTAL #	#HISPANIC
INITIAL FUNDING DATE:	10-18-04	WHITE:	0	0
ACTIVITY ESTIMATE:	0.00	BLACK/AFRICAN AMERICAN:	0	0
FUNDED AMOUNT:	0.00	ASIAN:	0	0
UNLIQ OBLIGATIONS:	0.00	AMERICAN INDIAN/ALASKAN NATIVE:	0	0
DRAWN THRU PGM YR:	0.00	NATIVE HAWAIIAN/OTHER PACIFIC ISLANDER:	0	0
DRAWN IN PGM YR:	0.00	AMERICAN INDIAN/ALASKAN NATIVE & WHITE:	0	0
		ASIAN & WHITE:	0	0
NUMBER OF ASSISTED:		BLACK/AFRICAN AMERICAN & WHITE:	0	0
	TOTAL	AM. INDIAN/ALASKAN NATIVE & BLACK/AFRICAN AM:	0	0
TOT EXTREMELY LOW:	0	OTHER MULTI-RACIAL:	0	0
TOT LOW:	0			
TOT MOD:	0			
TOT NON LOW MOD:	0	TOTAL:	0	0
TOTAL:	0			
PERCENT LOW / MOD:	0.00			
TOTAL FEMALE HEADED:	0			

ACCOMPLISHMENTS BY YEAR:
 REPORT YEAR PROPOSED TYPE
 2004 11 - PUBLIC FACILITIES
 2005 11 - PUBLIC FACILITIES
 TOTAL:

PROPOSED UNITS	ACTUAL TYPE	ACTUAL UNITS
10	11 - PUBLIC FACILITIES	0
0	11 - PUBLIC FACILITIES	0
10		0

ACCOMPLISHMENT NARRATIVE: *****

EXTENDED ACTIVITY NARRATIVE: *****

PGM YEAR: 2004 OBJECTIVE: OBJECTIVE NOT SPECIFIED IN ACTIVITY PATH
PROJECT: 0007 - CONTRA COSTA SENIOR LEGAL SERVICES OUTCOME: OUTCOME NOT SPECIFIED IN ACTIVITY PATH
ACTIVITY: 308 - CONTRA COSTA SENIOR LEGAL SERVICES MATRIX CODE: 05A REG CITATION: 570.201(E) NATIONAL OBJ: LMC
STATUS:

LOCATION: DESCRIPTION:
CITYWIDE ACTIVITY LEGAL SERVICES FOR THE ELDERLY - PROVIDE FREE LEGAL ADVICE, COUNSEL &
THIRD & H STREETS REPRESENTATION TO LOW-INCOME ELDERLY REGARDING HOUSING, INCOME, HEALTH CARE
ANTIOCH, CA 94509 ACCESS, AND FINANCES.

FINANCING:		TOTAL #	#HISPANIC
INITIAL FUNDING DATE:	10-28-04	WHITE:	101
ACTIVITY ESTIMATE:	7,446.00	BLACK/AFRICAN AMERICAN:	14
FUNDED AMOUNT:	7,446.00	ASIAN:	6
UNLIQ OBLIGATIONS:	0.00	AMERICAN INDIAN/ALASKAN NATIVE:	1
DRAWN THRU PGM YR:	7,446.00	NATIVE HAWAIIAN/OTHER PACIFIC ISLANDER:	0
DRAWN IN PGM YR:	1,269.14	AMERICAN INDIAN/ALASKAN NATIVE & WHITE:	0
		ASIAN & WHITE:	1
		BLACK/AFRICAN AMERICAN & WHITE:	0
		AM.INDIAN/ALASKAN NATIVE & BLACK/AFRICAN AM:	0
		OTHER MULTI-RACIAL:	19
		TOTAL:	142

NUMBER OF PERSONS ASSISTED:	
	TOTAL
TOT EXTREMELY LOW:	73
TOT LOW:	63
TOT MOD:	0
TOT NON LOW MOD:	6
TOTAL:	142
PERCENT LOW / MOD:	95.70
TOTAL FEMALE HEADED:	21

ACCOMPLISHMENTS BY YEAR:			
REPORT YEAR	PROPOSED TYPE	PROPOSED UNITS	ACTUAL UNITS
2004	01 - PEOPLE (GENERAL)	130	142
TOTAL:		130	142

ACCOMPLISHMENT NARRATIVE: *****

EXTENDED ACTIVITY NARRATIVE: *****

PGM YEAR: 2004
 PROJECT: 0005 - HANDICAP BARRIER REMOVAL/CURB CUTS
 ACTIVITY: 329 - STREET CUTS
 STATUS: CANCELED 09-23-06
 LOCATION:

OBJECTIVE: OBJECTIVE NOT SPECIFIED IN ACTIVITY PATH
 OUTCOME: OUTCOME NOT SPECIFIED IN ACTIVITY PATH
 MATRIX CODE: 03L REG CITATION: 570.201(E) NATIONAL OBJ: LMC

CITYWIDE
 THIRD & H STREETS
 ANTIOCH, CA 94509

DESCRIPTION:
 ASSIST I NN COMPLETEING 10-15 STREET CUTS FOR DISABLED ACCESS.

FINANCING:
 INITIAL FUNDING DATE: 10-28-04
 ACTIVITY ESTIMATE: 0.00
 FUNDED AMOUNT: 0.00
 UNLIQ OBLIGATIONS: 0.00
 DRAWN THRU PGM YR: 0.00
 DRAWN IN PGM YR: 0.00
 NUMBER OF ASSISTED:
 TOTAL
 TOT EXTREMELY LOW: 0
 TOT LOW: 0
 TOT MOD: 0
 TOT NON LOW MOD: 0
 TOTAL: 0
 PERCENT LOW / MOD: 0.00
 TOTAL FEMALE HEADED: 0

	TOTAL #	#HISPANIC
WHITE:	0	0
BLACK/AFRICAN AMERICAN:	0	0
ASIAN:	0	0
AMERICAN INDIAN/ALASKAN NATIVE:	0	0
NATIVE HAWAIIAN/OTHER PACIFIC ISLANDER:	0	0
AMERICAN INDIAN/ALASKAN NATIVE & WHITE:	0	0
ASIAN & WHITE:	0	0
BLACK/AFRICAN AMERICAN & WHITE:	0	0
AM. INDIAN/ALASKAN NATIVE & BLACK/AFRICAN AM:	0	0
OTHER MULTI-RACIAL:	0	0
TOTAL:	0	0

ACCOMPLISHMENTS BY YEAR:

REPORT YEAR	PROPOSED TYPE	PROPOSED UNITS	ACTUAL TYPE	ACTUAL UNITS
2004	11 - PUBLIC FACILITIES	10	11 - PUBLIC FACILITIES	0
2005	11 - PUBLIC FACILITIES	0	11 - PUBLIC FACILITIES	0
TOTAL:		10		0

ACCOMPLISHMENT NARRATIVE: *****
 EXTENDED ACTIVITY NARRATIVE: *****

PGM YEAR: 2004
 PROJECT: 0024 - SIDEWALK IMPROVEMENT
 ACTIVITY: 330 - SIDEWALK IMPROVEMENTS
 STATUS: CANCELED 09-23-06
 LOCATION:

OBJECTIVE: OBJECTIVE NOT SPECIFIED IN ACTIVITY PATH
 OUTCOME: OUTCOME NOT SPECIFIED IN ACTIVITY PATH
 MATRIX CODE: 03L REG CITATION: 570.201(C) NATIONAL OBJ: LMA

DESCRIPTION:

CT & BG
 THIRD & H STREETS
 ANTIOCH, CA 94509

ASSIST WITH SIDEWALK IMPROVEMENT IN LOW-MODERATE INCOME AREAS.

FINANCING:		TOTAL #	#HISPANIC
INITIAL FUNDING DATE:	10-28-04	WHITE:	0
ACTIVITY ESTIMATE:	0.00	BLACK/AFRICAN AMERICAN:	0
FUNDED AMOUNT:	0.00	ASIAN:	0
UNLIQ OBLIGATIONS:	0.00	AMERICAN INDIAN/ALASKAN NATIVE:	0
DRAWN THRU PGM YR:	0.00	NATIVE HAWAIIAN/OTHER PACIFIC ISLANDER:	0
DRAWN IN PGM YR:	0.00	AMERICAN INDIAN/ALASKAN NATIVE & WHITE:	0
		ASIAN & WHITE:	0
NUMBER OF ASSISTED:		BLACK/AFRICAN AMERICAN & WHITE:	0
	TOTAL	AM. INDIAN/ALASKAN NATIVE & BLACK/AFRICAN AM:	0
TOT EXTREMELY LOW:	0	OTHER MULTI-RACIAL:	0
TOT LOW:	0		
TOT MOD:	0	TOTAL:	0
TOT NON LOW MOD:	0		
TOTAL:	0		
PERCENT LOW / MOD:	0.00		
TOTAL FEMALE HEADED:	0		

ACCOMPLISHMENTS BY YEAR:

REPORT YEAR	PROPOSED TYPE	PROPOSED UNITS	ACTUAL TYPE	ACTUAL UNITS
2004	01 - PEOPLE (GENERAL)	1,000	01 - PEOPLE (GENERAL)	0
2005	01 - PEOPLE (GENERAL)	1,000	01 - PEOPLE (GENERAL)	0
TOTAL:		2,000		0

ACCOMPLISHMENT NARRATIVE: *****

EXTENDED ACTIVITY NARRATIVE: *****

PGM YEAR: 2004

OBJECTIVE: OBJECTIVE NOT SPECIFIED IN ACTIVITY PATH

PROJECT: 0023 - ROAD IMPROVEMENTS IN THE DOWNTOWN

OUTCOME: OUTCOME NOT SPECIFIED IN ACTIVITY PATH

ACTIVITY: 331 - PAVEMENT PROJECTS

MATRIX CODE: 03K REG CITATION: 570.201(C) NATIONAL OBJ: LMA

STATUS: CANCELED 09-23-06

LOCATION:

DESCRIPTION:

CT & BG
 THIRD & H STREETS
 ANTIOCH, CA 94509

BASE IMPROVEMENT OF ROADWAYS, ASPHALT OVERLAY, & REPLACING OF EXISTING STRIPING ON FAIRVIEW DR., POTOMAC COURT, & HUDSON COURT.

FINANCING:		TOTAL #	#HISPANIC
INITIAL FUNDING DATE:	10-28-04	WHITE:	0
ACTIVITY ESTIMATE:	0.00	BLACK/AFRICAN AMERICAN:	0

FUNDED AMOUNT: 0.00
 UNLIQ OBLIGATIONS: 0.00
 DRAWN THRU PGM YR: 0.00
 DRAWN IN PGM YR: 0.00

NUMBER OF ASSISTED:

TOT EXTREMELY LOW:	0
TOT LOW:	0
TOT MOD:	0
TOT NON LOW MOD:	0
TOTAL:	0
PERCENT LOW / MOD:	0.00

TOTAL FEMALE HEADED: 0

ASIAN: 0 0
 AMERICAN INDIAN/ALASKAN NATIVE: 0 0
 NATIVE HAWAIIAN/OTHER PACIFIC ISLANDER: 0 0
 AMERICAN INDIAN/ALASKAN NATIVE & WHITE: 0 0
 ASIAN & WHITE: 0 0
 BLACK/AFRICAN AMERICAN & WHITE: 0 0
 AM.INDIAN/ALASKAN NATIVE & BLACK/AFRICAN AM: 0 0
 OTHER MULTI-RACIAL: 0 0

TOTAL: 0 0

ACCOMPLISHMENTS BY YEAR:

REPORT YEAR	PROPOSED TYPE	PROPOSED UNITS	ACTUAL TYPE	ACTUAL UNITS
2004	01 - PEOPLE (GENERAL)	1,000	01 - PEOPLE (GENERAL)	0
2005	01 - PEOPLE (GENERAL)	0	01 - PEOPLE (GENERAL)	0
TOTAL:		1,000		0

ACCOMPLISHMENT NARRATIVE: *****

EXTENDED ACTIVITY NARRATIVE: *****

PGM YEAR: 2005 OBJECTIVE: CREATE SUITABLE LIVING ENVIRONMENTS
 PROJECT: 0004 - THE BEDFORD CENTER ADULT DAY HEALTH CARE PROGRAM OUTCOME: AVAILABILITY/ACCESSIBILITY
 ACTIVITY: 339 - THE BEDFORD CENTER ADULT DAY HEALTH CARE MATRIX CODE: 05A REG CITATION: 570.201(E) NATIONAL OBJ: LMC
 STATUS:

LOCATION: 1811 C STREET DESCRIPTION:
 ANTIOCH,CA 94509-546 PROGRAM WILL PROVIDE EDUCATION, SUPPORTIVE SERVICES, THERAPY AND HEALTH CARE TO
 LOW-INCOME ANTIOCH SENIORS/FRAIL ADULTS SUFFERING FROM ALZHEIMERS, DEMENTIA,
 ETC.

FINANCING:		TOTAL #	#HISPANIC
INITIAL FUNDING DATE:	12-22-05	2	0
ACTIVITY ESTIMATE:	5,876.00	0	0
FUNDED AMOUNT:	5,876.00	0	0
UNLIQ OBLIGATIONS:	0.00	0	0
DRAWN THRU PGM YR:	5,876.00	0	0
DRAWN IN PGM YR:	1,554.00	0	0

NUMBER OF PERSONS ASSISTED:

TOTAL	0	0
WHITE:	0	0
BLACK/AFRICAN AMERICAN:	0	0
ASIAN:	0	0
AMERICAN INDIAN/ALASKAN NATIVE:	0	0
NATIVE HAWAIIAN/OTHER PACIFIC ISLANDER:	0	0
AMERICAN INDIAN/ALASKAN NATIVE & WHITE:	0	0
ASIAN & WHITE:	0	0
BLACK/AFRICAN AMERICAN & WHITE:	0	0
AM.INDIAN/ALASKAN NATIVE & BLACK/AFRICAN AM:	0	0

TOT EXTREMELY LOW:	0	OTHER MULTI-RACIAL:	3	2
TOT LOW:	0			
TOT MOD:	3			
TOT NON LOW MOD:	2	TOTAL:	5	2
TOTAL:	5			
PERCENT LOW / MOD:	60.00			
TOTAL FEMALE HEADED:	0			

ACCOMPLISHMENTS BY YEAR:

REPORT YEAR	PROPOSED TYPE	PROPOSED UNITS	ACTUAL TYPE	ACTUAL UNITS
2005	01 - PEOPLE (GENERAL)	20	01 - PEOPLE (GENERAL)	5
TOTAL:		20		5

ACCOMPLISHMENT NARRATIVE: *****

EXTENDED ACTIVITY NARRATIVE: *****

PGM YEAR: 2005
 PROJECT: 0007 - CONTRA COSTA SENIOR LEGAL SERVICES
 ACTIVITY: 342 - CONTRA COSTA SENIOR LEGAL SERVICES
 STATUS:

OBJECTIVE: CREATE SUITABLE LIVING ENVIRONMENTS
 OUTCOME: AVAILABILITY/ACCESSIBILITY
 MATRIX CODE: 05A REG CITATION: 570.201(E) NATIONAL OBJ: LMC

LOCATION: 4006 MACDONALD AVENUE
 RICHMOND, CA 94805

DESCRIPTION: THE PROGRAM PROVIDES FREE LEGAL ADVICE, COUNSEL AND REPRESENTATION TO LOW-INCOME SENIORS.

FINANCING:		TOTAL #	#HISPANIC
INITIAL FUNDING DATE:	12-22-05	77	0
ACTIVITY ESTIMATE:	7,000.00	9	0
FUNDED AMOUNT:	7,000.00	4	0
UNLIQ OBLIGATIONS:	0.00	1	0
DRAWN THRU PGM YR:	7,000.00	0	0
DRAWN IN PGM YR:	1,248.66	0	0

NUMBER OF PERSONS ASSISTED:	TOTAL		TOTAL #	#HISPANIC
TOT EXTREMELY LOW:	52	WHITE:	77	0
TOT LOW:	36	BLACK/AFRICAN AMERICAN:	9	0
TOT MOD:	17	ASIAN:	4	0
TOT NON LOW MOD:	7	AMERICAN INDIAN/ALASKAN NATIVE:	1	0
TOTAL:	112	NATIVE HAWAIIAN/OTHER PACIFIC ISLANDER:	0	0
PERCENT LOW / MOD:	93.70	AMERICAN INDIAN/ALASKAN NATIVE & WHITE:	0	0
TOTAL FEMALE HEADED:	0	ASIAN & WHITE:	0	0
		BLACK/AFRICAN AMERICAN & WHITE:	0	0
		AM. INDIAN/ALASKAN NATIVE & BLACK/AFRICAN AM:	1	0
		OTHER MULTI-RACIAL:	20	20
		TOTAL:	112	20

ACCOMPLISHMENTS BY YEAR:

REPORT YEAR	PROPOSED TYPE	PROPOSED UNITS	ACTUAL TYPE	ACTUAL UNITS
2005	01 - PEOPLE (GENERAL)	110	01 - PEOPLE (GENERAL)	112
TOTAL:		110		112

ACCOMPLISHMENT NARRATIVE: *****

EXTENDED ACTIVITY NARRATIVE: *****

PGM YEAR: 2005
 PROJECT: 0008 - COURT APPOINTED SPECIAL ADVOCATES (CASA)
 ACTIVITY: 343 - CASA CHILDREN AT RISK PROGRAM
 STATUS:

OBJECTIVE: CREATE SUITABLE LIVING ENVIRONMENTS
 OUTCOME: AVAILABILITY/ACCESSIBILITY
 NATIONAL OBJ: LMC

MATRIX CODE: 05D REG CITATION: 570.201(E)

LOCATION: 2020 NORTH BROADWAY
 WALNUT CREEK, CA 94596

DESCRIPTION: THE CASA PROGRAM PROVIDED TRAINED VOLUNTEERS WHO ADVOCATE INJUVENILE DEPENDENCY COURT FOR THE NEEDS OF THE COUNTY'S ABUSED AND NEGLECTED CHILDREN.

FINANCING:		TOTAL #		#HISPANIC
INITIAL FUNDING DATE:	12-21-05	WHITE:	15	2
ACTIVITY ESTIMATE:	4,700.00	BLACK/AFRICAN AMERICAN:	5	0
FUNDED AMOUNT:	4,700.00	ASIAN:	0	0
UNLIQ OBLIGATIONS:	0.00	AMERICAN INDIAN/ALASKAN NATIVE:	0	0
DRAWN THRU PGM YR:	4,700.00	NATIVE HAWAIIAN/OTHER PACIFIC ISLANDER:	0	0
DRAWN IN PGM YR:	950.00	AMERICAN INDIAN/ALASKAN NATIVE & WHITE:	0	0
		ASIAN & WHITE:	0	0
		BLACK/AFRICAN AMERICAN & WHITE:	0	0
		AM.INDIAN/ALASKAN NATIVE & BLACK/AFRICAN AM:	0	0
		OTHER MULTI-RACIAL:	11	0
		TOTAL:	31	2

NUMBER OF PERSONS ASSISTED:

TOT EXTREMELY LOW:	31
TOT LOW:	0
TOT MOD:	0
TOT NON LOW MOD:	0
TOTAL:	31
PERCENT LOW / MOD:	100.00

TOTAL FEMALE HEADED: 0

ACCOMPLISHMENTS BY YEAR:

REPORT YEAR	PROPOSED TYPE	PROPOSED UNITS	ACTUAL TYPE	ACTUAL UNITS
2005	01 - PEOPLE (GENERAL)	8	01 - PEOPLE (GENERAL)	31
TOTAL:		8		31

ACCOMPLISHMENT NARRATIVE: *****

EXTENDED ACTIVITY NARRATIVE: *****

PGM YEAR: 2005
PROJECT: 0016 - OPTIC DELTA TECHNOLOGY CENTER
ACTIVITY: 351 - OPTIC DELTA TECHNOLOGY CENTER
STATUS:

OBJECTIVE: CREATE SUITABLE LIVING ENVIRONMENTS
OUTCOME: AVAILABILITY/ACCESSIBILITY
MATRIX CODE: 05H REG CITATION: 570.201(E) NATIONAL OBJ: LMC

LOCATION:
3102 DELTA FAIR
ANTIOCH, CA 94509

DESCRIPTION:
OPTIC PROVIDES COMPUTER BASED ADULT EDUCATION SERVICES INCLUDING CLASSES IN
GED PREPARATION, ENGLISH AS A SECOND LANGUAGE AND COMPUTER PROFICIENCY.

FINANCING:
INITIAL FUNDING DATE: 12-22-05
ACTIVITY ESTIMATE: 20,000.00
FUNDED AMOUNT: 20,000.00
UNLIQ OBLIGATIONS: 0.00
DRAWN THRU PGM YR: 20,000.00
DRAWN IN PGM YR: 20,000.00

	TOTAL #	#HISPANIC
WHITE:	25	8
BLACK/AFRICAN AMERICAN:	16	0
ASIAN:	9	0
AMERICAN INDIAN/ALASKAN NATIVE:	6	1
NATIVE HAWAIIAN/OTHER PACIFIC ISLANDER:	1	0
AMERICAN INDIAN/ALASKAN NATIVE & WHITE:	1	0
ASIAN & WHITE:	3	0
BLACK/AFRICAN AMERICAN & WHITE:	0	0
AM. INDIAN/ALASKAN NATIVE & BLACK/AFRICAN AM:	0	0
OTHER MULTI-RACIAL:	213	204

NUMBER OF PERSONS ASSISTED:
TOTAL
TOT EXTREMELY LOW: 214
TOT LOW: 32
TOT MOD: 22
TOT NON LOW MOD: 6
TOTAL: 274
PERCENT LOW / MOD: 97.80
TOTAL FEMALE HEADED: 0

TOTAL: 274 213

ACCOMPLISHMENTS BY YEAR:
REPORT YEAR PROPOSED TYPE
2005 01 - PEOPLE (GENERAL)
TOTAL:

PROPOSED UNITS	ACTUAL TYPE	ACTUAL UNITS
220	01 - PEOPLE (GENERAL)	274
220		274

ACCOMPLISHMENT NARRATIVE: *****

EXTENDED ACTIVITY NARRATIVE: *****

PGM YEAR: 2005
PROJECT: 0023 - OPTIC JOB TRAINING AND PLACEMENT PROGRAM
ACTIVITY: 358 - OPTIC JOB TRAINING AND PLACEMENT
STATUS:

OBJECTIVE: CREATE ECONOMIC OPPORTUNITIES
OUTCOME: AVAILABILITY/ACCESSIBILITY
MATRIX CODE: 18A REG CITATION: 570.204 NATIONAL OBJ: LMJ

LOCATION:
 3102 DELTA FAIR
 ANTIOCH,CA 94509

DESCRIPTION:
 THE PROGRAM PROVIDES TRAINING AND SUPPORTIVE SERVICE TO ASSIST LOW-INCOME
 ANTIOCH RESIDENTS TO LEARN TECHNOLOGY-BASED CAREERS.

FINANCING:
 INITIAL FUNDING DATE: 12-22-05
 ACTIVITY ESTIMATE: 90,000.00
 FUNDED AMOUNT: 90,000.00
 UNLIQ OBLIGATIONS: 0.00
 DRAWN THRU PGM YR: 90,000.00
 DRAWN IN PGM YR: 7,500.00

TOTAL #	#HISPANIC
6	0
5	0
0	0
0	0
1	0
0	0
0	0
1	0
0	0
3	2
16	2

NUMBER OF PERSONS ASSISTED:
 TOTAL
 TOT EXTREMELY LOW: 14
 TOT LOW: 2
 TOT MOD: 0
 TOT NON LOW MOD: 0
 TOTAL: 16
 PERCENT LOW / MOD: 100.00
 TOTAL FEMALE HEADED: 0

WHITE:
 BLACK/AFRICAN AMERICAN:
 ASIAN:
 AMERICAN INDIAN/ALASKAN NATIVE:
 NATIVE HAWAIIAN/OTHER PACIFIC ISLANDER:
 AMERICAN INDIAN/ALASKAN NATIVE & WHITE:
 ASIAN & WHITE:
 BLACK/AFRICAN AMERICAN & WHITE:
 AM.INDIAN/ALASKAN NATIVE & BLACK/AFRICAN AM:
 OTHER MULTI-RACIAL:
 TOTAL:

ACCOMPLISHMENTS BY YEAR:
 REPORT YEAR PROPOSED TYPE
 2005 13 - JOBS
 TOTAL:

PROPOSED UNITS	ACTUAL TYPE	ACTUAL UNITS
9	13 - JOBS	16
9		16

ACCOMPLISHMENT NARRATIVE: *****
 EXTENDED ACTIVITY NARRATIVE: *****

PGM YEAR: 2005
 PROJECT: 0028 - CITY OF ANTIOCH GENERAL ADMINISTRATION
 ACTIVITY: 363 - CITY OF ANTIOCH GENERAL ADMINISTRATION
 STATUS:
 LOCATION:
 THIRD AND H STREET
 ANTIOCH,CA 94509

OBJECTIVE: OBJECTIVE/OUTCOME NOT NECESSARY
 OUTCOME: FOR PLANNING/ADMIN ACTIVITIES
 MATRIX CODE: 21A REG CITATION: 570.206 NATIONAL OBJ:

LOCATION:
 THIRD AND H STREET
 ANTIOCH,CA 94509

DESCRIPTION:
 THE CITY OF ANTIOCH WILL ADMINISTER THE CDBG PROGRAM.

FINANCING:
 INITIAL FUNDING DATE: 12-22-05
 ACTIVITY ESTIMATE: 119,461.07
 FUNDED AMOUNT: 119,461.07
 UNLIQ OBLIGATIONS: 0.00
 DRAWN THRU PGM YR: 119,461.07

TOTAL #	#HISPANIC
0	0
0	0
0	0
0	0
0	0

WHITE:
 BLACK/AFRICAN AMERICAN:
 ASIAN:
 AMERICAN INDIAN/ALASKAN NATIVE:
 NATIVE HAWAIIAN/OTHER PACIFIC ISLANDER:

DRAWN IN PGM YR: 4,317.07
 NUMBER OF ASSISTED:
 TOTAL
 TOT EXTREMELY LOW: 0
 TOT LOW: 0
 TOT MOD: 0
 TOT NON LOW MOD: 0
 TOTAL: 0
 PERCENT LOW / MOD: 0.00
 TOTAL FEMALE HEADED: 0

AMERICAN INDIAN/ALASKAN NATIVE & WHITE: 0 0
 ASIAN & WHITE: 0 0
 BLACK/AFRICAN AMERICAN & WHITE: 0 0
 AM.INDIAN/ALASKAN NATIVE & BLACK/AFRICAN AM: 0 0
 OTHER MULTI-RACIAL: 0 0
 TOTAL: 0 0

ACCOMPLISHMENTS BY YEAR:
 REPORT YEAR PROPOSED TYPE
 2005
 TOTAL:

PROPOSED UNITS	ACTUAL TYPE	ACTUAL UNITS
0		0
0		0

ACCOMPLISHMENT NARRATIVE: *****
 EXTENDED ACTIVITY NARRATIVE: *****

PGM YEAR: 2005
 PROJECT: 0029 - NEIGHBORHOOD REVITALIZATION PROGRAM
 ACTIVITY: 364 - NEIGHBORHOOD PRESERVATION PROGRAM
 STATUS:
 LOCATION:
 THIRD AND H STREET
 ANTIOCH, CA 94509

OBJECTIVE: PROVIDE DECENT AFFORDABLE HOUSING
 OUTCOME: AFFORDABILITY
 MATRIX CODE: 14A REG CITATION: 570.202 NATIONAL OBJ: LMH

DESCRIPTION:
 THE NPP PROGRAM WILL ASSIST ANTIOCH LOW-INCOME PEOPLE WITH LOANS TO HELP FIX THEIR HOMES UP.

FINANCING:	TOTAL #	#HISPANIC
INITIAL FUNDING DATE: 02-04-06	5	0
ACTIVITY ESTIMATE: 458,336.40	2	0
FUNDED AMOUNT: 458,336.40	0	0
UNLIQ OBLIGATIONS: 0.00	0	0
DRAWN THRU PGM YR: 458,336.40	0	0
DRAWN IN PGM YR: 81,328.96	0	0

NUMBER OF HOUSEHOLDS ASSISTED:	OWNER	RENTER	TOTAL	AM.INDIAN/ALASKAN NATIVE & BLACK/AFRICAN AM:	OTHER MULTI-RACIAL:	TOTAL #	#HISPANIC
TOT EXTREMELY LOW:	5	0	5	0	4	11	0
TOT LOW:	6	0	6	0	0	6	0
TOT MOD:	0	0	0	0	0	0	0
TOT NON LOW MOD:	0	0	0	0	0	0	0
TOTAL:						11	4

TOTAL: 11 0 11
 PERCENT LOW / MOD: 100.00 0.00 100.00

TOTAL FEMALE HEADED: 3

ACCOMPLISHMENTS BY YEAR:

REPORT YEAR	PROPOSED TYPE	PROPOSED UNITS	ACTUAL TYPE	ACTUAL UNITS
2005	10 - HOUSING UNITS	10	10 - HOUSING UNITS	11
TOTAL:		10		11

ACCOMPLISHMENT NARRATIVE: *****

EXTENDED ACTIVITY NARRATIVE: *****

PGM YEAR: 2006 OBJECTIVE: CREATE SUITABLE LIVING ENVIRONMENTS
 PROJECT: 0001 - BEDFORD CENTER, ADULT DAY HEALTH CARE OUTCOME: AVAILABILITY/ACCESSIBILITY
 ACTIVITY: 369 - THE BEDFORD CENTER, ADULT DAY CARE MATRIX CODE: 05A REG CITATION: 570.201(E) NATIONAL OBJ: LMC
 STATUS: COMPLETED 09-26-07

LOCATION: 1811 C STREET DESCRIPTION: PROGRAM WILL PROVIDE MEDICAL, REHABILITATIVE, AND SOCIAL SERVICES TO LOW
 ANTIOCH, CA 94509 INCOME FRAIL ELDERLY SENIORS IN ANTIOCH.

FINANCING:		TOTAL #	#HISPANIC
INITIAL FUNDING DATE:	02-05-07	7	1
ACTIVITY ESTIMATE:	10,740.50	0	0
FUNDED AMOUNT:	10,740.50	0	0
UNLIQ OBLIGATIONS:	0.00	0	0
DRAWN THRU PGM YR:	10,740.50	0	0
DRAWN IN PGM YR:	10,740.50	0	0

NUMBER OF PERSONS ASSISTED:	TOTAL		
TOT EXTREMELY LOW:	0	OTHER MULTI-RACIAL:	0
TOT LOW:	0		
TOT MOD:	7		
TOT NON LOW MOD:	0	TOTAL:	7 1
TOTAL:	7		
PERCENT LOW / MOD:	100.00		

TOTAL FEMALE HEADED: 0

ACCOMPLISHMENTS BY YEAR:

REPORT YEAR	PROPOSED TYPE	PROPOSED UNITS	ACTUAL TYPE	ACTUAL UNITS
-------------	---------------	----------------	-------------	--------------

2006 01 - PEOPLE (GENERAL)
 TOTAL:

2 01 - PEOPLE (GENERAL)
 2

7
 7

ACCOMPLISHMENT NARRATIVE: PROVIDED EDUCATIONAL, SUPPORTIVE AND HEALTH SERVICES TO 7 FRAIL ADULTS AND SENIORS SUFFERING FROM ALZHEIMER'S, DEMENTIA OR STROKES. SERVICES INCLUDED ADDRESSING SAFETY OF THE ALZHEIMER'S VICTIM, THE INSECURITY OF THE DEMENTIA VICTIM, THE PHYSICAL LIMITATIONS OF THE STROKE VICTIM, THE ISOLATION OF THE FRAIL, LOW INCOME SENIOR. ACTIVITIES INCLUDE EDUCATIONAL, SUPPORTIVE, THERAPEUTIC AND HEALTH RELATED ISSUES. IN-

EXTENDED ACTIVITY NARRATIVE: SERVICE HEALTH EDUCATION IS ACHIEVED THROUGH INFORMAL TALKS AND DEMONSTRATIONS PERTAINING TO THE NEEDS OF THE FRAIL ADULT. MENTAL STIMULATION IS ADDRESSED THROUGH GAMES, ART AND MUSIC. PHYSICAL ACTIVITIES ARE DESIGNED TO MAINTAIN AND OR IMPROVE REHABILITATION AND QUALITY OF LIFE. SERVICES ARE PROVIDED FROM 10 AM TO 3 PM MONDAY THROUGH FRIDAY, AND INCLUDE NURSING AND PERSONAL CARE, PHYSICIANS, OCCUPATIONAL AND SPEECH THERAPISTS, SOCIAL SERVICES AND COUNSELING, MORNING SNACKS, MID-DAY HOT MEALS, AND AFTERNOON SNACKS. TRANSPORTATION ASSISTANCE IS PROVIDED TO CLIENTS AS WELL AS SUPPORT GROUPS FOR PARTICIPANTS AND CAREGIVERS. COUNTYWIDE, THE PROGRAM SERVED 8 PEOPLE.

PGM YEAR: 2006 OBJECTIVE: CREATE SUITABLE LIVING ENVIRONMENTS
 PROJECT: 0002 - CITY OF ANTIOCH, SENIOR CITIZEN CENTER OUTCOME: AVAILABILITY/ACCESSIBILITY
 ACTIVITY: 370 - CITY OF ANTIOCH, SENIOR CITIZEN CENTER MATRIX CODE: 05A REG CITATION: 570.201(E) NATIONAL OBJ: LMC
 STATUS: COMPLETED 09-26-07

LOCATION: 213 F STREET DESCRIPTION: THE ANTIOCH SENIOR CENTER IS THE SOCIALIZATION, RECREATION, INFORMATION AND REFERRAL CENTER FOR SENIOR SERVICES IN THE CITY OF ANTIOCH.
 ANTIOCH, CA 94531

FINANCING:		TOTAL #		#HISPANIC	
INITIAL FUNDING DATE:	07-03-07	WHITE:	2,020		338
ACTIVITY ESTIMATE:	9,000.00	BLACK/AFRICAN AMERICAN:	207		0
FUNDED AMOUNT:	9,000.00	ASIAN:	79		0
UNLIQ OBLIGATIONS:	0.00	AMERICAN INDIAN/ALASKAN NATIVE:	0		0
DRAWN THRU PGM YR:	9,000.00	NATIVE HAWAIIAN/OTHER PACIFIC ISLANDER:	667		0
DRAWN IN PGM YR:	9,000.00	AMERICAN INDIAN/ALASKAN NATIVE & WHITE:	0		0
		ASIAN & WHITE:	0		0
NUMBER OF PERSONS ASSISTED:		BLACK/AFRICAN AMERICAN & WHITE:	0		0
	TOTAL	AM. INDIAN/ALASKAN NATIVE & BLACK/AFRICAN AM:	0		0
TOT EXTREMELY LOW:	758	OTHER MULTI-RACIAL:	0		0
TOT LOW:	1,045				
TOT MOD:	1,170				
TOT NON LOW MOD:	0	TOTAL:	2,973		338
TOTAL:	2,973				

PERCENT LOW / MOD: 100.00

TOTAL FEMALE HEADED: 0

ACCOMPLISHMENTS BY YEAR:

REPORT YEAR	PROPOSED TYPE	PROPOSED UNITS	ACTUAL TYPE	ACTUAL UNITS
2006	01 - PEOPLE (GENERAL)	2,500	01 - PEOPLE (GENERAL)	2,973
TOTAL:		2,500		2,973

ACCOMPLISHMENT NARRATIVE: PROVIDED DAILY ACTIVITIES FOR 2,973 ELDERLY LOW-INCOME ANTIOCH RESIDENTS AT THE CITY OF ANTIOCH'S SENIOR CENTER, EXCEEDING THEIR CONTRACTED GOAL OF SERVING 2,500 SENIORS. THE PROGRAM ENHANCED THE QUALITY OF LIFE FOR ANTIOCH'S SENIOR POPULATION THROUGH INVOLVEMENT, PARTICIPATION AND MEETING DIVERSIFIED NEEDS. THE CENTER HOSTED 34 SOCIAL ACTIVITIES, 8 INFORMATIONAL SEMINARS AND 402 EDUCATIONAL

EXTENDED ACTIVITY NARRATIVE: PROGRAM OPPORTUNITIES. THERE ARE OVER 100 VOLUNTEERS FOR THE PROGRAM.

PGM YEAR: 2006 OBJECTIVE: CREATE SUITABLE LIVING ENVIRONMENTS
 PROJECT: 0003 - CITY OF ANTIOCH, SENIOR NUTRITION PROGRAM OUTCOME: AVAILABILITY/ACCESSIBILITY
 ACTIVITY: 371 - CITY OF ANTIOCH, SENIOR NUTRITION PROG. MATRIX CODE: 05A REG CITATION: 570.201(E) NATIONAL OBJ: LMC
 STATUS: COMPLETED 09-26-07

LOCATION:	DESCRIPTION:	TOTAL #	#HISPANIC
213 F STREET ANTIOCH,CA 94531	THE CITY OF ANTIOCH'S NUTRITION PROGRAM WILL ADMINISTRATIVE SUPPORT FOR THE DELIVERY OF CONGREGATE MEALS AT THE SENIOR CENTER.		
FINANCING:			
INITIAL FUNDING DATE: 07-03-07	WHITE:	370	91
ACTIVITY ESTIMATE: 8,000.00	BLACK/AFRICAN AMERICAN:	39	0
FUNDED AMOUNT: 8,000.00	ASIAN:	17	0
UNLIQ OBLIGATIONS: 0.00	AMERICAN INDIAN/ALASKAN NATIVE:	0	0
DRAWN THRU PGM YR: 8,000.00	NATIVE HAWAIIAN/OTHER PACIFIC ISLANDER:	109	0
DRAWN IN PGM YR: 8,000.00	AMERICAN INDIAN/ALASKAN NATIVE & WHITE:	0	0
	ASIAN & WHITE:	0	0
NUMBER OF PERSONS ASSISTED:	BLACK/AFRICAN AMERICAN & WHITE:	0	0
TOTAL	AM.INDIAN/ALASKAN NATIVE & BLACK/AFRICAN AM:	0	0
TOT EXTREMELY LOW: 258	OTHER MULTI-RACIAL:	29	0
TOT LOW: 228			
TOT MOD: 78			
TOT NON LOW MOD: 0	TOTAL:	564	91
TOTAL: 564			
PERCENT LOW / MOD: 100.00			

TOTAL FEMALE HEADED: 0

ACCOMPLISHMENTS BY YEAR:

REPORT YEAR	PROPOSED TYPE	PROPOSED UNITS	ACTUAL TYPE	ACTUAL UNITS
2006	01 - PEOPLE (GENERAL)	325	01 - PEOPLE (GENERAL)	564
TOTAL:		325		564

ACCOMPLISHMENT NARRATIVE: NOT ONLY WERE 564 LOW-INCOME SENIORS SERVED WITH NUTRITIOUS HOT MEALS (EXCEEDING THEIR CONTRACTED GOAL OF SERVING 325 CLIENTS) BUT MONTHLY SPECIAL EVENTS AND THEMES (SOME OF WHICH THE SENIORS FACILITATED THEMSELVES) AS WELL AS WEEKLY ACTIVITIES MADE THE CENTER AN EXCITING PLACE TO SHARE A MEAL. THE PROGRAM HAS ACCESS TO THE SENIOR BUS PROGRAM WITH DOOR-TO-DOOR SERVICE, AND IN-HOUSE DISPATCHING WHICH

EXTENDED ACTIVITY NARRATIVE: ALLOWS FOR SAME DAY PICK-UP IN MOST CASES. THE PROGRAM ALSO UTILIZES SENIOR VOLUNTEERS WHICH HAS BECOME ONE OF THE MORE POPULAR VOLUNTEER POSITIONS. NEW INCENTIVE PROGRAMS SUCH AS BRING A FRIEND OR FREE LUNCH OFFERS ASSIST THE CENTER IN BRINGING IN NEW CLIENTS. THIS SITE CONSISTENTLY HAS THE LARGEST VOLUME OF PARTICIPANTS IN CONTRA COSTA COUNTY.

PGM YEAR: 2006 OBJECTIVE: CREATE SUITABLE LIVING ENVIRONMENTS
 PROJECT: 0004 - CONTRA COSTA SENIOR LEGAL SERVICES OUTCOME: AVAILABILITY/ACCESSIBILITY
 ACTIVITY: 372 - CONTRA COSTA SENIOR LEGAL SERVICES MATRIX CODE: 05A REG CITATION: 570.201(E) NATIONAL OBJ: LMC
 STATUS: COMPLETED 09-26-07

LOCATION:	DESCRIPTION:	TOTAL #	#HISPANIC
4006 MACDONALD AVENUE RICHMOND, CA 94805	THE PROGRAM PROVIDES FREE LEGAL ADVICE, COUNSEL AND REPRESENTATION TO LOW-INCOME SENIORS.		
FINANCING:			
INITIAL FUNDING DATE: 02-05-07	WHITE:	85	0
ACTIVITY ESTIMATE: 5,500.00	BLACK/AFRICAN AMERICAN:	4	0
FUNDED AMOUNT: 5,500.00	ASIAN:	4	0
UNLIQ OBLIGATIONS: 0.00	AMERICAN INDIAN/ALASKAN NATIVE:	0	0
DRAWN THRU PGM YR: 5,500.00	NATIVE HAWAIIAN/OTHER PACIFIC ISLANDER:	0	0
DRAWN IN PGM YR: 5,500.00	AMERICAN INDIAN/ALASKAN NATIVE & WHITE:	0	0
	ASIAN & WHITE:	0	0
NUMBER OF PERSONS ASSISTED:	BLACK/AFRICAN AMERICAN & WHITE:	0	0
TOTAL	AM. INDIAN/ALASKAN NATIVE & BLACK/AFRICAN AM:	1	0
TOT EXTREMELY LOW: 28	OTHER MULTI-RACIAL:	18	17
TOT LOW: 24			
TOT MOD: 41			
TOT NON LOW MOD: 19	TOTAL:	112	17
TOTAL: 112			
PERCENT LOW / MOD: 83.00			

TOTAL FEMALE HEADED: 0

ACCOMPLISHMENTS BY YEAR:

REPORT YEAR	PROPOSED TYPE	PROPOSED UNITS	ACTUAL TYPE	ACTUAL UNITS
2006	01 - PEOPLE (GENERAL)	150	01 - PEOPLE (GENERAL)	112
TOTAL:		150		112

ACCOMPLISHMENT NARRATIVE: FREE LEGAL SERVICES WERE PROVIDED TO 112 LOW-INCOME ANTIOCH SENIORS. SERVICES WERE PROVIDED AT THE TWICE MONTHLY CONSULT-AN-ATTORNEY PROGRAM AT THE ANTIOCH SENIOR CENTER. LEGAL MATTERS ADDRESSED WERE HOUSING/REAL ESTATE, CONSUMER/FINANCE, INCOME MAINTENANCE, ESTATE PLANNING LONG-TERM CARE AND ELDER ABUSE. OVER 25% OF THOSE SENIORS WHO RECEIVED SERVICE WERE MINORITIES AND 83% WERE EXTREMELY LOW AND LOW

EXTENDED ACTIVITY NARRATIVE: INCOME. OUTREACH ACTIVITIES CONSISTED OF PARTICIPATION IN VARIOUS EAST COUNTY SENIOR EVENTS AND FAIRS HELD THROUGHOUT THE YEAR AS WELL AS INFORMATIONAL VISITS TO COMMUNITY GROUPS, PREPARING AND DISTRIBUTING PRINTED INFORMATION, MAINTENANCE OF THE AGENCY WEBSITE AND CONTACTING OTHER ORGANIZATIONS IN THE COUNTY ABOUT THE PROJECT. COUNTYWIDE, THE PROGRAM SERVED 981 SENIORS.

PGM YEAR: 2006 OBJECTIVE: CREATE SUITABLE LIVING ENVIRONMENTS
 PROJECT: 0005 - INDEPENDENT LIVING RESOURCE OF CONTRA COSTA COUNTY OUTCOME: AVAILABILITY/ACCESSIBILITY
 ACTIVITY: 373 - ILR, LIVING SAFELY AT HOME MATRIX CODE: 05A REG CITATION: 570.201(E) NATIONAL OBJ: LMC
 STATUS: COMPLETED 09-26-07

LOCATION: 3200 CLAYTON ROAD
 CONCORD, CA 94519
 DESCRIPTION: ILR'S PROGRAM PROVIDES SUPPORTIVE SERVICES TO RESIDENTS WITH DISABILITIES AND RESIDENTS RESIDING IN ANTIOCH WHO WANT TO LIVE SAFELY AT HOME.

FINANCING:		TOTAL #	#HISPANIC
INITIAL FUNDING DATE:	02-05-07	32	7
ACTIVITY ESTIMATE:	6,000.00	25	0
FUNDED AMOUNT:	6,000.00	2	0
UNLIQ OBLIGATIONS:	0.00	1	0
DRAWN THRU PGM YR:	6,000.00	0	0
DRAWN IN PGM YR:	6,000.00	0	0

NUMBER OF PERSONS ASSISTED:	TOTAL	TOTAL:	
TOT EXTREMELY LOW:	39		
TOT LOW:	12		
TOT MOD:	2		
TOT NON LOW MOD:	8		
TOTAL:	61	61	7
PERCENT LOW / MOD:	86.80		

TOTAL FEMALE HEADED: 0

ACCOMPLISHMENTS BY YEAR:

REPORT YEAR	PROPOSED TYPE	PROPOSED UNITS	ACTUAL TYPE	ACTUAL UNITS
2006	01 - PEOPLE (GENERAL)	30	01 - PEOPLE (GENERAL)	61
TOTAL:		30		61

ACCOMPLISHMENT NARRATIVE: INDEPENDENT LIVING RESOURCES (ILR) PROVIDED 61 HANDICAPPED ANTIOCH HOUSEHOLDS WITH SELF-SUPPORT ASSISTANCE TO PROMOTE INDEPENDENCE, EXCEEDING THEIR CONTRACTED GOAL OF 30 CLIENTS. THESE RESIDENTS HAVE PHYSICAL, SENSORY, COGNITIVE MENTAL AND MULTIPLE DISABILITIES AND WERE PROVIDED WITH A RANGE OF SERVICES, INCLUDING ADVOCACY AND LEGAL SERVICES, ASSISTIVE TECHNOLOGY, BENEFIT ENTITLEMENTS, HOUSING ASSISTANCE,

EXTENDED ACTIVITY NARRATIVE: HOUSING PLACEMENTS, INDEPENDENT LIVING SKILLS, INFORMATION AND REFERRALS, AND DISABILITY PEER SUPPORT. 48% OF PERSONS SERVED REPRESENT ETHNICITIES OTHER THAN CAUCASIAN WITH THE MAJORITY OF THE CLIENTS IN THE EXTREMELY LOW INCOME GROUP. NOTABLE IS THE HOUSING COMPONENT OF THE LIVING SAFELY AT HOME PROGRAM WHICH INCLUDED A RANGE OF SERVICES WHICH SUPPORT CONSUMERS TO SECURE AND/OR MAINTAIN AFFORDABLE AND ACCESSIBLE HOUSING. 64% OF CLIENTS MET THEIR AFFORDABLE HOUSING GOALS. COUNTYWIDE, THE PROGRAM SERVED 197 PEOPLE.

PGM YEAR: 2006
 PROJECT: 0006 - LIONS CENTER FOR THE VISUALLY IMPAIRED
 ACTIVITY: 374 - LIONS BLIND CENTER, LIVING SKILLS
 STATUS: COMPLETED 09-26-07

OBJECTIVE: CREATE SUITABLE LIVING ENVIRONMENTS
 OUTCOME: AVAILABILITY/ACCESSIBILITY
 MATRIX CODE: 05B REG CITATION: 570.201(E) NATIONAL OBJ: LMC

LOCATION: 175 ALVARADO
 PITTSBURG, CA 94565

DESCRIPTION: THE PROGRAM PROVIDES SELF-HELP LIVING SKILLS NEEDED TO MAINTAIN OR REGAIN INDEPENDENCE FOR THE BLIND AND VISUALLY- IMPAIRED.

FINANCING:			TOTAL #	#HISPANIC
INITIAL FUNDING DATE:	02-05-07	WHITE:	5	0
ACTIVITY ESTIMATE:	4,000.00	BLACK/AFRICAN AMERICAN:	3	0
FUNDED AMOUNT:	4,000.00	ASIAN:	0	0
UNLIQ OBLIGATIONS:	0.00	AMERICAN INDIAN/ALASKAN NATIVE:	0	0
DRAWN THRU PGM YR:	4,000.00	NATIVE HAWAIIAN/OTHER PACIFIC ISLANDER:	0	0
DRAWN IN PGM YR:	4,000.00	AMERICAN INDIAN/ALASKAN NATIVE & WHITE:	0	0
		ASIAN & WHITE:	0	0
NUMBER OF PERSONS ASSISTED:		BLACK/AFRICAN AMERICAN & WHITE:	0	0
	TOTAL	AM. INDIAN/ALASKAN NATIVE & BLACK/AFRICAN AM:	0	0
TOT EXTREMELY LOW:	5	OTHER MULTI-RACIAL:	5	5
TOT LOW:	1			
TOT MOD:	5			

TOT NON LOW MOD: 2 TOTAL: 13 5
 TOTAL: 13
 PERCENT LOW / MOD: 84.60
 TOTAL FEMALE HEADED: 0

ACCOMPLISHMENTS BY YEAR:
 REPORT YEAR PROPOSED TYPE ACTUAL TYPE ACTUAL UNITS
 2006 01 - PEOPLE (GENERAL) 8 01 - PEOPLE (GENERAL) 13
 TOTAL: 8 13

ACCOMPLISHMENT NARRATIVE: LIONS BLIND CENTER PROVIDED SELF-HELP TRAINING TO 13 LOW-INCOME BLIND ANTIOCH RESIDENTS (EXCEEDING THEIR ORIGINAL GOAL OF 8) AND SAW 66 CONTINUING CLIENTS FOR FOLLOW-UP SERVICES. AS A DIRECT RESULT OF THIS PROGRAM, CLIENTS WERE ABLE TO INCREASE THEIR INDEPENDENCE; VISITS ARE MADE BY PROFESSIONAL VISION REHABILITATION STAFF IN THE CLIENT'S PLACE OF RESIDENCE. THIS ONE-ON-ONE ASSISTANCE INCLUDES SAFE COOKING

EXTENDED ACTIVITY NARRATIVE: AND FOOD PREPARATION TECHNIQUES, INDIVIDUAL AND FAMILY ADJUSTMENT COUNSELING, INTRODUCTION TO ADAPTIVE AIDS SUCH AS LARGER BUTTON PHONES AND LARGE PRINT CHECKS, INSTRUCTION IN HOW TO USE A WHITE CANE, PUBLIC AND PARA-TRANSIT SYSTEMS AND CLIENT ADVOCACY. EXTENSIVE OUTREACH EFFORTS IN ANTIOCH INCLUDED VISITS TO AFFORDABLE HOUSING PROJECTS AND SENIOR GROUPS. COUNTYWIDE, THE PROGRAM SERVED 244 BLIND INDIVIDUALS.

PGM YEAR: 2006 OBJECTIVE: CREATE SUITABLE LIVING ENVIRONMENTS
 PROJECT: 0007 - OMBUDSMAN SERVICES OF CONTRA COSTA, COMPLAINT RESOLUTION OUTCOME: AVAILABILITY/ACCESSIBILITY
 ACTIVITY: 375 - OMBUDSMAN SERVICES, COMPLAINT RESOLUTION MATRIX CODE: 05A REG CITATION: 570.201(E) NATIONAL OBJ: LMC
 STATUS: COMPLETED 09-26-07

LOCATION: DESCRIPTION:
 1601 SUTTER STREET THE OMBUDSMAN PROGRAM PROVIDES ADVOCACY FOR INSTITUTIONALIZ-ED LONG-TERM CARE
 CONCORD, CA 94520 ANTIOCH RESIDENTS.

FINANCING:		TOTAL #	#HISPANIC
INITIAL FUNDING DATE:	02-05-07	257	0
ACTIVITY ESTIMATE:	3,000.00	33	0
FUNDED AMOUNT:	3,000.00	15	0
UNLIQ OBLIGATIONS:	0.00	0	0
DRAWN THRU PGM YR:	3,000.00	1	0
DRAWN IN PGM YR:	3,000.00	1	0
		0	0
		0	0
		0	0
		0	0
NUMBER OF PERSONS ASSISTED:	TOTAL	0	0
TOT EXTREMELY LOW:	0	0	0
		35	35

TOT LOW:	342			
TOT MOD:	0			
TOT NON LOW MOD:	0	TOTAL:	342	35
TOTAL:	342			
PERCENT LOW / MOD:	100.00			
TOTAL FEMALE HEADED:	0			

ACCOMPLISHMENTS BY YEAR:

REPORT YEAR	PROPOSED TYPE	PROPOSED UNITS	ACTUAL TYPE	ACTUAL UNITS
2006	01 - PEOPLE (GENERAL)	300	01 - PEOPLE (GENERAL)	342
TOTAL:		300		342

ACCOMPLISHMENT NARRATIVE: OMBUDSMAN SERVICES SURPASSED THEIR ORIGINAL GOAL (300) BY PROVIDING INVESTIGATION AND RESOLUTION TO NURSING HOME COMPLAINTS TO 342 ELDERLY LOW-INCOME ANTIOCH RESIDENTS. ANTIOCH HAS 5 LARGE ASSISTED LIVING FACILITIES AND 35 SMALL FACILITIES (6-8 BEDS). DURING THE FY, STAFF AND VOLUNTEERS MADE 96 VISITS TO RESIDENTS IN NURSING HOMES AND 118 VISITS TO RESIDENTIAL CARE FACILITIES IN THE CITY OF ANTIOCH.

EXTENDED ACTIVITY NARRATIVE: TWENTY-TWO (22) TOTAL CASES OF ABUSE WERE REPORTED AND INVESTIGATED, AND ALL WERE RESOLVED. NINE CASES OF FINANCIAL ABUSE WERE INVESTIGATED AND SUBSTANTIATED. OUTREACH EFFORTS INCLUDED PARTICIPATION IN VOLUNTEER AND RESOURCE FAIRS, AND PRESENTATIONS AT SENIOR CENTERS IN ANTIOCH AND ACROSS THE COUNTY. COUNTYWIDE, THE PROGRAM SERVED 2,746 PEOPLE.

PGM YEAR:	2006	OBJECTIVE:	CREATE SUITABLE LIVING ENVIRONMENTS
PROJECT:	0008 - OMBUDSMAN SERVICES OF CONTRA COSTA, REP PAYEE SERVICES	OUTCOME:	AVAILABILITY/ACCESSIBILITY
ACTIVITY:	376 - OMBUDSMAN SERVICES, REP. PAYEE SERVICES	MATRIX CODE:	05A
STATUS:	COMPLETED 09-26-07	REG CITATION:	570.201(E)
		NATIONAL OBJ:	LMC

LOCATION:	DESCRIPTION:
1601 SUTTER STREET	THE PROGRAM PROVIDES SENIORS WITH FINANCIAL MANAGEMENT AND SERVICES.
CONCORD, CA 94520	

FINANCING:		TOTAL #	#HISPANIC
INITIAL FUNDING DATE:	02-05-07	22	0
ACTIVITY ESTIMATE:	5,000.00	3	0
FUNDED AMOUNT:	5,000.00	0	0
UNLIQ OBLIGATIONS:	0.00	0	0
DRAWN THRU PGM YR:	5,000.00	0	0
DRAWN IN PGM YR:	5,000.00	0	0
	WHITE:	0	0
	BLACK/AFRICAN AMERICAN:	0	0
	ASIAN:	0	0
	AMERICAN INDIAN/ALASKAN NATIVE:	0	0
	NATIVE HAWAIIAN/OTHER PACIFIC ISLANDER:	0	0
	AMERICAN INDIAN/ALASKAN NATIVE & WHITE:	0	0
	ASIAN & WHITE:	0	0
	BLACK/AFRICAN AMERICAN & WHITE:	0	0
NUMBER OF PERSONS ASSISTED:	TOTAL	0	0
	AM. INDIAN/ALASKAN NATIVE & BLACK/AFRICAN AM:	0	0

TOT EXTREMELY LOW:	20	OTHER MULTI-RACIAL:	7	7
TOT LOW:	8			
TOT MOD:	4			
TOT NON LOW MOD:	0	TOTAL:	32	7
TOTAL:	32			
PERCENT LOW / MOD:	100.00			
TOTAL FEMALE HEADED:	0			

ACCOMPLISHMENTS BY YEAR:

REPORT YEAR	PROPOSED TYPE	PROPOSED UNITS	ACTUAL TYPE	ACTUAL UNITS
2006	01 - PEOPLE (GENERAL)	12	01 - PEOPLE (GENERAL)	32
TOTAL:		12		32

ACCOMPLISHMENT NARRATIVE: OMBUDSMAN SERVICES PROVIDED REPRESENTATIVE PAYEE SERVICES TO 32 ELDERLY LOW-INCOME ANTIOCH RESIDENTS, EXCEEDING THEIR CONTRACTED GOAL OF 12 CLIENTS. AN AVERAGE OF 23 VISITS WERE MADE PER MONTH TO CLIENTS PAYING BILLS, HANDLING BANK TRANSACTIONS, OPENING NEW ACCOUNTS, CONTACTING SOCIAL SECURITY OFFICE AND MAKING MEDICAL AND PERSONAL PURCHASES. (THE OMBUDSMAN PROGRAM WAS ENTERED INTO HUD'S IDIS

EXTENDED ACTIVITY NARRATIVE: ELECTRONIC DATA SYSTEM AS TWO SEPARATE ACTIVITIES BUT WAS REPORTED TO THE CITY OF ANTIOCH AS ONE COMBINED PROGRAM).

PGM YEAR: 2006 OBJECTIVE: CREATE SUITABLE LIVING ENVIRONMENTS
 PROJECT: 0009 - SENIOR OUTREACH SERVICES, CARE MANAGEMENT OUTCOME: AVAILABILITY/ACCESSIBILITY
 ACTIVITY: 377 - SENIOR OUTREACH SERVICES, CARE MGMNT. MATRIX CODE: 05A REG CITATION: 570.201(E) NATIONAL OBJ: LMC
 STATUS: COMPLETED 09-26-07

LOCATION: 1300 CIVIC DRIVE THE PROGRAM PROVIDES SENIOR CENTER BASED CARE MANAGEMENT SERVICES FOR THE
 WALNUT CREEK,CA 94596 ELDERLY ANTIOCH RESIDENTS.

FINANCING:		TOTAL #	#HISPANIC
INITIAL FUNDING DATE:	02-05-07	27	3
ACTIVITY ESTIMATE:	4,500.00	0	0
FUNDED AMOUNT:	4,500.00	4	0
UNLIQ OBLIGATIONS:	0.00	0	0
DRAWN THRU PGM YR:	4,500.00	1	0
DRAWN IN PGM YR:	4,500.00	0	0

NUMBER OF PERSONS ASSISTED:

	TOTAL		
TOT EXTREMELY LOW:	0	AM.INDIAN/ALASKAN NATIVE & BLACK/AFRICAN AM:	0
TOT LOW:	0	OTHER MULTI-RACIAL:	4

TOT MOD:	37			
TOT NON LOW MOD:	0	TOTAL:	37	6
TOTAL:	37			
PERCENT LOW / MOD:	100.00			
TOTAL FEMALE HEADED:	0			

ACCOMPLISHMENTS BY YEAR:		PROPOSED UNITS	ACTUAL TYPE	ACTUAL UNITS
REPORT YEAR	PROPOSED TYPE			
2006	01 - PEOPLE (GENERAL)	40	01 - PEOPLE (GENERAL)	37
TOTAL:		40		37

ACCOMPLISHMENT NARRATIVE: ASSISTED 37 LOW-INCOME, HOMEBOUND ANTIOCH SENIORS WITH DIRECT IN-HOME SERVICE THAT ENABLE THEM TO REMAIN LIVING AT HOME SAFELY. SERVICES INCLUDED DIRECT ADVOCACY, HELP WITH HEALTH BENEFITS, APPOINTMENT FACILITATION, TRANSPORTATION ASSISTANCE, ELDER ABUSE REFERRALS, CRISIS RESOLUTION AND OTHER SOCIAL SERVICES GEARED TOWARDS THE ELDERLY. SUBRE CIPIENT HAS A CARE MANAGER WORKING IN THE ANTIOCH SENIOR CENTER.

EXTENDED ACTIVITY NARRATIVE: COUNTYWIDE, THE PROGRAM SERVED 419 SENIORS.

PGM YEAR:	2006	OBJECTIVE:	CREATE SUITABLE LIVING ENVIRONMENTS
PROJECT:	0010 - CITY OF ANTIOCH, YOUTH RECREATIONAL SCHOLARSHIPS	OUTCOME:	AVAILABILITY/ACCESSIBILITY
ACTIVITY:	378 - CITY OF ANTIOCH, YOUTH SCHOLARSHIPS	MATRIX CODE:	05D
STATUS:	COMPLETED 09-26-07	REG CITATION:	570.201(E)
		NATIONAL OBJ:	LMC

LOCATION:	DESCRIPTION:
THIRD AND H STREET ANTIOCH, CA 94531	PROVIDES SCHOLARSHIPS TO LOW-INCOME YOUTH PARTICIPATING IN CITY RECREATIONAL PROGRAMS.

FINANCING:		TOTAL #	#HISPANIC
INITIAL FUNDING DATE:	06-11-07	WHITE:	63
ACTIVITY ESTIMATE:	7,000.00	BLACK/AFRICAN AMERICAN:	45
FUNDED AMOUNT:	7,000.00	ASIAN:	9
UNLIQ OBLIGATIONS:	0.00	AMERICAN INDIAN/ALASKAN NATIVE:	0
DRAWN THRU PGM YR:	7,000.00	NATIVE HAWAIIAN/OTHER PACIFIC ISLANDER:	0
DRAWN IN PGM YR:	7,000.00	AMERICAN INDIAN/ALASKAN NATIVE & WHITE:	0
		ASIAN & WHITE:	0
		BLACK/AFRICAN AMERICAN & WHITE:	0
		AM. INDIAN/ALASKAN NATIVE & BLACK/AFRICAN AM:	0
		OTHER MULTI-RACIAL:	2
NUMBER OF PERSONS ASSISTED:		TOTAL:	119
TOT EXTREMELY LOW:	64		17
TOT LOW:	55		
TOT MOD:	0		
TOT NON LOW MOD:	0		
TOTAL:	119		

PERCENT LOW / MOD: 100.00

TOTAL FEMALE HEADED: 0

ACCOMPLISHMENTS BY YEAR:

REPORT YEAR	PROPOSED TYPE	PROPOSED UNITS	ACTUAL TYPE	ACTUAL UNITS
2006	01 - PEOPLE (GENERAL)	80	01 - PEOPLE (GENERAL)	119
TOTAL:		80		119

ACCOMPLISHMENT NARRATIVE: THE CITY'S SCHOLARSHIP PROGRAM PROVIDED AN OPPORTUNITY FOR 119 LOW-INCOME ANTIOCH YOUTH TO PARTICIPATE IN RECREATIONAL YOUTH PROGRAMS. THE MOST POPULAR COURSES TAKEN WERE AQUATICS AND INSTRUCTIONAL CLASSES BUT APPLICANTS ALSO TOOK ADVANTAGE OF THE SUMMER CAMP PROGRAMS. THE PROGRAM IS ALSO DEVELOPING A SPANISH LANGUAGE APPLICATION IN THE HOPES THAT THE GUIDELINES AND QUALIFICATIONS WILL BE MORE EASILY UNDERSTOOD

EXTENDED ACTIVITY NARRATIVE: BY FAMILY MEMBERS THAT ARE STILL DEVELOPING THEIR ENGLISH SKILLS. OUTREACH IN GENERAL IS DONE THROUGH DIRECT MAILINGS AND THE CITY'S INTERNET SITE.

PGM YEAR: 2006 OBJECTIVE: CREATE SUITABLE LIVING ENVIRONMENTS
 PROJECT: 0011 - COURT APPOINTED SPECIAL ADVOCATES (CASA), CHILD ADVOCATES OUTCOME: AVAILABILITY/ACCESSIBILITY
 ACTIVITY: 379 - COURT APPOINTED SPECIAL ADVOCATES (CASA) MATRIX CODE: 05D REG CITATION: 570.201(E) NATIONAL OBJ: LMC
 STATUS: COMPLETED 09-26-07

LOCATION: 2020 N. BROADWAY DESCRIPTION: THE CASA PROGRAM PROVIDED TRAINED VOLUNTEERS WHO ADVOCATE INJUVENILE DEPENDENCY
 WALNUT CREEK, CA 94596 COURT FOR THE NEEDS OF THE COUNTY'S ABUSED AND NEGLECTED CHILDREN.

FINANCING:		TOTAL #		#HISPANIC
INITIAL FUNDING DATE:	02-05-07	WHITE:	19	2
ACTIVITY ESTIMATE:	4,500.00	BLACK/AFRICAN AMERICAN:	4	0
FUNDED AMOUNT:	4,500.00	ASIAN:	0	0
UNLIQ OBLIGATIONS:	0.00	AMERICAN INDIAN/ALASKAN NATIVE:	0	0
DRAWN THRU PGM YR:	4,500.00	NATIVE HAWAIIAN/OTHER PACIFIC ISLANDER:	0	0
DRAWN IN PGM YR:	4,500.00	AMERICAN INDIAN/ALASKAN NATIVE & WHITE:	0	0
		ASIAN & WHITE:	0	0
		BLACK/AFRICAN AMERICAN & WHITE:	0	0
		AM. INDIAN/ALASKAN NATIVE & BLACK/AFRICAN AM:	0	0
		OTHER MULTI-RACIAL:	12	5
NUMBER OF PERSONS ASSISTED:	TOTAL	TOTAL:	35	7
TOT EXTREMELY LOW:	35			
TOT LOW:	0			
TOT MOD:	0			
TOT NON LOW MOD:	0			
TOTAL:	35			
PERCENT LOW / MOD:	100.00			

TOTAL FEMALE HEADED: 0

ACCOMPLISHMENTS BY YEAR:

REPORT YEAR	PROPOSED TYPE	PROPOSED UNITS	ACTUAL TYPE	ACTUAL UNITS
2006	01 - PEOPLE (GENERAL)	5	01 - PEOPLE (GENERAL)	35
TOTAL:		5		35

ACCOMPLISHMENT NARRATIVE: CASA FAR EXCEEDED THEIR GOAL BY SERVING 35 ANTIOCH RESIDENTS WITH CHILD ADVOCATE SUPPORTIVE SERVICES. CASA VOLUNTEER ADVOCATES HAVE PROVIDED EACH CHILD WITH ONE-ON-ONE ADVOCATE SERVICES INCLUDING COURT APPEARANCES, REACHING CASE CIRCUMSTANCES, MAKING RECOMMENDATIONS TO THE COURT AND SPENDING PERSONAL TIME WITH EACH CHILD. COUNTYWIDE, CASA RECRUITED, SCREENED AND TRAINED 60 NEW VOLUNTEERS FOR A TOTAL OF 154

EXTENDED ACTIVITY NARRATIVE: TRAINED VOLUNTEERS THAT SERVED 193 CHILDREN. EACH VOLUNTEER RECEIVES 32 HOURS OF INTENSE CLASSROOM TRAINING, AS WELL AS 12 HOURS OF CONTINUING EDUCATION. THROUGHOUT THE COUNTY, 82 CASES WERE CLOSED DURING THE PROGRAM YEAR. OF THOSE CASES, 7 CHILDREN WERE ADOPTED, 7 TURNED 18 YEARS OLD, 1 WAS IN GUARDIANSHIP, 8 WERE IN A PERMANENT/STABLE PLACEMENT, 21 ACHIEVED REUNIFICATION, 3 WERE EMANCIPATED, 3 WERE TRANSFERRED TO PROBATION, 8 MOVED/TRANSFERRED OUT OF THE AREA, AND 3 COURT ORDERS WERE RESCINDED BY THE COURT. DURING THE PAST YEAR, CASA INCREASED THEIR OUTREACH EFFORTS. OUTREACH INCLUDED ADVERTISEMENTS IN LOCAL NEWSPAPERS INCLUDING THE LEDGER DISPATCH, SENTINEL, WEST COUNTY TIMES AND CONTRA COSTA TIMES. KEY MEMBERS OF THE CASA SPEAKERS BUREAU ARE ACTIVELY SPEAKING IN PUBLIC FORUMS THROUGHOUT THE COUNTY.

PGM YEAR: 2006 OBJECTIVE: CREATE SUITABLE LIVING ENVIRONMENTS
 PROJECT: 0012 - EAST BAY GOLF FOUNDATION, FIRST TEE PROGRAM OUTCOME: AVAILABILITY/ACCESSIBILITY
 ACTIVITY: 380 - EAST BAY GOLF FOUNDATION, FIRST TEE MATRIX CODE: 05D REG CITATION: 570.201(E) NATIONAL OBJ: LMC
 STATUS: COMPLETED 09-26-07

LOCATION: 4050 PORT CHICAGO HIGHWAY
 CONCORD, CA 94520
 DESCRIPTION: PROGRAM WILL PROVIDE ANTIOCH YOUTH WITH GOLF LESSONS.

FINANCING:		TOTAL #	#HISPANIC
INITIAL FUNDING DATE:	09-13-07	207	1
ACTIVITY ESTIMATE:	5,000.00	71	0
FUNDED AMOUNT:	5,000.00	47	1
UNLIQ OBLIGATIONS:	0.00	10	0
DRAWN THRU PGM YR:	5,000.00	17	0
DRAWN IN PGM YR:	5,000.00	0	0
		2	0
NUMBER OF PERSONS ASSISTED:		0	0
	TOTAL	0	0

TOT EXTREMELY LOW:	40	OTHER MULTI-RACIAL:	221	193
TOT LOW:	245			
TOT MOD:	39			
TOT NON LOW MOD:	251	TOTAL:	575	195
TOTAL:	575			
PERCENT LOW / MOD:	56.30			
TOTAL FEMALE HEADED:	0			

ACCOMPLISHMENTS BY YEAR:			
REPORT YEAR	PROPOSED TYPE	PROPOSED UNITS	ACTUAL UNITS
2006	01 - PEOPLE (GENERAL)	250	575
TOTAL:		250	575

ACCOMPLISHMENT NARRATIVE: THIS PROGRAM ALLOWED FOR 575 ANTIOCH CHILDREN TO RECEIVE LIFE SKILLS TRAINING, GOLF TRAINING AND INSPIRATIONAL TRAINING. THE PROGRAM EXCEEDED ITS GOAL OF SERVING 250 YOUTH. NINETY SEVEN PERCENT OF PARTICIPANTS SHOWED KNOWLEDGE OF HOW TO PROPERLY INTRODUCE THEMSELVES AND HAD THE ABILITY TO TRANSFER MEET AND GREET SKILLS TO SITUATIONS IN OTHER LIFE AREAS. SEVENTY FOUR PERCENT OF PARTICIPANTS WERE ABLE TO

EXTENDED ACTIVITY NARRATIVE: VERBALIZE KEY CONCEPTS OF RESPECT FOR THEMSELVES, OTHERS AND THE ENVIRONMENT. NINETY SIX PERCENT CITED A KNOWLEDGE OF ETIQUETTE AND RULES AND THEIR IMPORTANCE TO THE GAME OF GOLF AND LIFE. NINETY FIVE PERCENT OF PARTICIPANTS RECALLED AND USED THE CONCEPTS OF BEING PATIENT, BEING POSITIVE AND ASKING FOR HELP. OUTREACH ACTIVITIES INCLUDED WORKING WITH THE CITY OF ANTIOCH PARKS AND RECREATION DEPARTMENT TO DISTRIBUTE FLYERS AND INFORMATION ABOUT THE PROGRAM TO THE COMMUNITY. INFORMATION WAS ALSO DISTRIBUTED WITHIN THE ANTIOCH UNIFIED SCHOOL DISTRICT.

PGM YEAR:	2006	OBJECTIVE:	CREATE SUITABLE LIVING ENVIRONMENTS
PROJECT:	0013 - FOOD BANK OF CONTRA COSTA AND SOLANO, FOOD DISTRIBUTION	OUTCOME:	AVAILABILITY/ACCESSIBILITY
ACTIVITY:	381 - FOOD BANK OF CONTRA COSTA AND SOLANO	MATRIX CODE:	05
STATUS:	COMPLETED 09-26-07	REG CITATION:	570.201(E)
		NATIONAL OBJ:	LMC

LOCATION:	DESCRIPTION:
PO BOX 271966	THE CONTRA COSTA FOOD BANK PROGRAM WILL PROVIDE EMERGENCY AND SUPPLEMENTAL
CONCORD,CA 94527	FOOD TO LOW-INCOME NEEDY ANTIOCH RESIDENTS.

FINANCING:		TOTAL #	#HISPANIC
INITIAL FUNDING DATE:	02-05-07	WHITE:	547
ACTIVITY ESTIMATE:	7,500.00	BLACK/AFRICAN AMERICAN:	157
FUNDED AMOUNT:	7,500.00	ASIAN:	126
UNLIQ OBLIGATIONS:	0.00	AMERICAN INDIAN/ALASKAN NATIVE:	19
DRAWN THRU PGM YR:	7,500.00	NATIVE HAWAIIAN/OTHER PACIFIC ISLANDER:	3
			21
			13
			2
			0
			0

DRAWN IN PGM YR: 7,500.00
 NUMBER OF PERSONS ASSISTED:
 TOTAL
 TOT EXTREMELY LOW: 1,514
 TOT LOW: 0
 TOT MOD: 0
 TOT NON LOW MOD: 0
 TOTAL: 1,514
 PERCENT LOW / MOD: 100.00
 TOTAL FEMALE HEADED: 0

AMERICAN INDIAN/ALASKAN NATIVE & WHITE: 0 0
 ASIAN & WHITE: 2 0
 BLACK/AFRICAN AMERICAN & WHITE: 1 0
 AM.INDIAN/ALASKAN NATIVE & BLACK/AFRICAN AM: 1 0
 OTHER MULTI-RACIAL: 658 646
 TOTAL: 1,514 682

ACCOMPLISHMENTS BY YEAR:

REPORT YEAR	PROPOSED TYPE	PROPOSED UNITS	ACTUAL TYPE	ACTUAL UNITS
2006	01 - PEOPLE (GENERAL)	1,200	01 - PEOPLE (GENERAL)	1,514
TOTAL:		1,200		1,514

ACCOMPLISHMENT NARRATIVE: PROVIDED FOOD TO 1514 ANTIOCH RESIDENTS, EXCEEDING THEIR GOAL OF 1200. THE FOOD BANK INCREASED THE AMOUNT OF FOOD DISTRIBUTED IN THEIR TWO COUNTY SERVICE AREA BY SLIGHTLY MORE THAN 2%, DESPITE THE LOSS OF USDA COMMODITY POUNDS AND OF FRESH PRODUCE DUE TO THE CENTRAL VALLEY FREEZE IN JANUARY. OUTREACH EFFORTS INCLUDE A LISTING IN THE CONTRA COSTA ONLINE RESOURCE DIRECTORY, THE PUBLICATION OF THE CONTRA COSTA FOOD

EXTENDED ACTIVITY NARRATIVE: RESOURCES DIRECTORY, INFORMATION PROVIDED THROUGH SENIOR INFORMATION AND ASSISTANCE AND MAINTENANCE OF A FOOD REFERRAL LINE DURING BUSINESS HOURS. COUNTYWIDE, THE PROGRAM SERVED 15,818 PEOPLE.

PGM YEAR: 2006 OBJECTIVE: CREATE SUITABLE LIVING ENVIRONMENTS
 PROJECT: 0014 - COMMUNITY VIOLENCE SOLUTIONS (CVS), SAVE PROGRAM OUTCOME: AVAILABILITY/ACCESSIBILITY
 ACTIVITY: 382 - COMMUNITY VIOLENCE SOLUTIONS, SAVE PROG. MATRIX CODE: 05 REG CITATION: 570.201(E) NATIONAL OBJ: LMC
 STATUS: COMPLETED 09-26-07

LOCATION: 2101 VAN NESS STREET DESCRIPTION: THE PROGRAM PROVIDES 24-HOUR COUNSELING SERVICES TO VICTIMS OF RAPE.
 SAN PABLO, CA 94806

FINANCING:		TOTAL #	#HISPANIC
INITIAL FUNDING DATE:	02-05-07	63	21
ACTIVITY ESTIMATE:	8,000.00	23	0
FUNDED AMOUNT:	8,000.00	0	0
UNLIQ OBLIGATIONS:	0.00	6	0
DRAWN THRU PGM YR:	8,000.00	2	0
DRAWN IN PGM YR:	8,000.00	0	0
	WHITE:	0	0
	BLACK/AFRICAN AMERICAN:	0	0
	ASIAN:	0	0
	AMERICAN INDIAN/ALASKAN NATIVE:	0	0
	NATIVE HAWAIIAN/OTHER PACIFIC ISLANDER:	0	0
	AMERICAN INDIAN/ALASKAN NATIVE & WHITE:	0	0
	ASIAN & WHITE:	0	0

NUMBER OF PERSONS ASSISTED:		BLACK/AFRICAN AMERICAN & WHITE:	2	0
	TOTAL	AM.INDIAN/ALASKAN NATIVE & BLACK/AFRICAN AM:	0	0
TOT EXTREMELY LOW:	15	OTHER MULTI-RACIAL:	56	26
TOT LOW:	17			
TOT MOD:	10			
TOT NON LOW MOD:	110	TOTAL:	152	47
TOTAL:	152			
PERCENT LOW / MOD:	27.60			
TOTAL FEMALE HEADED:	0			

ACCOMPLISHMENTS BY YEAR:				
REPORT YEAR	PROPOSED TYPE	PROPOSED UNITS	ACTUAL TYPE	ACTUAL UNITS
2006	01 - PEOPLE (GENERAL)	500	01 - PEOPLE (GENERAL)	152
TOTAL:		500		152

ACCOMPLISHMENT NARRATIVE: COMMUNITY VIOLENCE SOLUTIONS PROVIDED 24-HOUR CRISIS INTERVENTION SERVICES TO 138 ADULT AND CHILD VICTIMS OF SEXUAL ASSAULT, AND SERVED A TOTAL OF 861 CLIENTS THROUGH CRISIS INTERVENTION, COUNSELING, ACCOMPANIMENTS, INFORMATION AND REFERRALS, COMMUNITY EDUCATION, OUTREACH AND PREVENTION EDUCATION. RAPE PREVENTION WORKSHOPS WERE PROVIDED FOR 234 ANTIOCH STUDENTS. BASED ON DATA PROVIDED THROUGH THE

EXTENDED ACTIVITY NARRATIVE: RAPE CRISIS CENTER CLIENT FEEDBACK FORM, 97% OF CLIENTS WERE VERY SATISFIED WITH THE SERVICES THEY RECEIVED. SEXUAL ASSAULT AWARENESS MONTH, IN APRIL 2007, WAS THE HIGHLIGHT OF CVS'S COMMUNITY OUTREACH EFFORTS DURING THE FISCAL YEAR. CVS PLANNED MANY ACTIVITIES AIMED AT REACHING DIVERSE POPULATIONS THAT RESIDE IN THE COUNTY. COUNTYWIDE, THE PROGRAM SERVED 1,043 CLIENTS.

PGM YEAR: 2006	OBJECTIVE: CREATE SUITABLE LIVING ENVIRONMENTS
PROJECT: 0015 - NEW CONNECTIONS, HIV/AIDS SERVICES	OUTCOME: AVAILABILITY/ACCESSIBILITY
ACTIVITY: 383 - NEW CONNECTIONS, HIV/AIDS SERVICES	MATRIX CODE: 05 REG CITATION: 570.201(E) NATIONAL OBJ: LMC
STATUS: COMPLETED 09-26-07	

LOCATION:	DESCRIPTION:
3024 WILLOW PASS ROAD	THE PROGRAM ENABLES LOW-INCOME PEOPLE WITH AIDS OR HIV TO LIVE LONGER AND MORE
CONCORD,CA 94519	PRODUCTIVELY BY ACCESSING NEEDED HOUSING AND SUPPORT SERVICES.
FINANCING:	TOTAL # #HISPANIC
INITIAL FUNDING DATE: 02-05-07	WHITE: 23 8
ACTIVITY ESTIMATE: 3,000.00	BLACK/AFRICAN AMERICAN: 27 0
FUNDED AMOUNT: 3,000.00	ASIAN: 6 0
UNLIQ OBLIGATIONS: 0.00	AMERICAN INDIAN/ALASKAN NATIVE: 0 0
DRAWN THRU PGM YR: 3,000.00	NATIVE HAWAIIAN/OTHER PACIFIC ISLANDER: 0 0
DRAWN IN PGM YR: 3,000.00	AMERICAN INDIAN/ALASKAN NATIVE & WHITE: 0 0

NUMBER OF PERSONS ASSISTED:		ASIAN & WHITE:	0	0
	TOTAL	BLACK/AFRICAN AMERICAN & WHITE:	0	0
TOT EXTREMELY LOW:	34	AM.INDIAN/ALASKAN NATIVE & BLACK/AFRICAN AM:	0	0
TOT LOW:	12	OTHER MULTI-RACIAL:	0	0
TOT MOD:	5			
TOT NON LOW MOD:	5	TOTAL:	56	8
TOTAL:	56			
PERCENT LOW / MOD:	91.00			
TOTAL FEMALE HEADED:	0			

ACCOMPLISHMENTS BY YEAR:				
REPORT YEAR	PROPOSED TYPE	PROPOSED UNITS	ACTUAL TYPE	ACTUAL UNITS
2006	01 - PEOPLE (GENERAL)	40	01 - PEOPLE (GENERAL)	56
TOTAL:		40		56

ACCOMPLISHMENT NARRATIVE: NEW CONNECTIONS PROVIDED SUPPORTIVE SERVICES TO 56 LOW INCOME RESIDENTS WITH HIV/AIDS IN THE CITY OF ANTIOCH, EXCEEDING THEIR GOAL OF 40 CLIENTS. NEW CONNECTIONS IS THE LARGEST PROVIDER OF OUTPATIENT SUBSTANCE ABUSE TREATMENT (YOUTH AND ADULT), HIV/AIDS CASE MANAGEMENT AND OTHER COUNSELING SERVICES FOR LOW-INCOME OR UNINSURED PEOPLE IN CONTRA COSTA COUNTY. THEIR INTEGRATED PROGRAM IS COMPASSIONATE,

EXTENDED ACTIVITY NARRATIVE: COMMUNITY-BASED AND CLIENT-ORIENTED TO SUPPLY EFFECTIVE SERVICE FOR THOSE LIVING WITH HIV OR AIDS. OUTREACH IS CONDUCTED EXTENSIVELY AND CONTINUOUSLY THROUGH EXISTING REFERRAL NETWORKS OF SERVICE PROVIDERS, INCLUDING THE CONTRA COSTA COUNTY HIV/AIDS CONSORTIUM, THE COUNTY AIDS PROGRAM , COMMUNITY HIV /AIDS AGENCIES, ALL LOCAL HOSPITALS AND PRIVATE PHYSICIANS SPECIALIZING IN AIDS.

PGM YEAR: 2006	OBJECTIVE: CREATE SUITABLE LIVING ENVIRONMENTS
PROJECT: 0016 - OPTIC, DELTA TECHNOLOGY CENTER (DTC)	OUTCOME: AVAILABILITY/ACCESSIBILITY
ACTIVITY: 384 - OPTIC, DELTA TECHNOLOGY CENTER (DTC)	MATRIX CODE: 05H REG CITATION: 570.201(E) NATIONAL OBJ: LMC
STATUS: COMPLETED 09-26-07	

LOCATION:	DESCRIPTION:
3102 DELTA FAIR BLVD. ANTIOCH,CA 94509	OPTIC PROVIDES COMPUTER BASED ADULT EDUCATION SERVICES INCLUDING CLASSES IN GED PREPARATION, ENGLISH AS A SECOND LANGUAGE AND COMPUTER PROFICIENCY.
FINANCING:	TOTAL # #HISPANIC
INITIAL FUNDING DATE: 05-03-07	WHITE: 38 5
ACTIVITY ESTIMATE: 20,000.00	BLACK/AFRICAN AMERICAN: 15 0
FUNDED AMOUNT: 20,000.00	ASIAN: 15 0
UNLIQ OBLIGATIONS: 0.00	AMERICAN INDIAN/ALASKAN NATIVE: 0 0

DRAWN THRU PGM YR: 20,000.00
 DRAWN IN PGM YR: 20,000.00

NUMBER OF PERSONS ASSISTED:
 TOTAL
 TOT EXTREMELY LOW: 212
 TOT LOW: 49
 TOT MOD: 36
 TOT NON LOW MOD: 12
 TOTAL: 309
 PERCENT LOW / MOD: 96.10
 TOTAL FEMALE HEADED: 0

NATIVE HAWAIIAN/OTHER PACIFIC ISLANDER: 3 0
 AMERICAN INDIAN/ALASKAN NATIVE & WHITE: 0 0
 ASIAN & WHITE: 3 0
 BLACK/AFRICAN AMERICAN & WHITE: 2 0
 AM.INDIAN/ALASKAN NATIVE & BLACK/AFRICAN AM: 2 1
 OTHER MULTI-RACIAL: 231 227
 TOTAL: 309 233

ACCOMPLISHMENTS BY YEAR:

REPORT YEAR	PROPOSED TYPE	PROPOSED UNITS	ACTUAL TYPE	ACTUAL UNITS
2006	01 - PEOPLE (GENERAL)	220	01 - PEOPLE (GENERAL)	309
TOTAL:		220		309

ACCOMPLISHMENT NARRATIVE: PROVIDED COMPREHENSIVE INFORMATION TECHNOLOGY AND LIFE-SKILLS TRAINING FOR 309 NEW CLIENTS AND FOLLOW-UP SERVICES FOR ANTIOCH RESIDENTS. ALL PARTICIPANTS IN THE PROGRAM, MANY OF WHOM HAD LITTLE OR NO PREVIOUS COMPUTER EXPERIENCE, UTILIZED A COMPUTER FOR AT LEAST ONE OF THE PRIMARY FUNCTIONS USED IN THE PROGRAM: LANGUAGE LEARNING, WRITING INTERNET ACCESS AND/OR EMAIL. LANGUAGE LEARNERS USED COMPUTERS FOR UP

EXTENDED ACTIVITY NARRATIVE: TO EIGHT HOURS A WEEK FOR LESSONS, WRITING AND KEYBOARDING. THE NUMBER OF ESL CLASSES INCREASED FROM TWO CLASSES PER WEEK TO THREE CLASSES PER WEEK. NINETY SIX PERCENT OF CENTER USERS WERE LOW INCOME. COUNTYWIDE, THE PROGRAM SERVED 441 PEOPLE.

PGM YEAR: 2006 OBJECTIVE: CREATE SUITABLE LIVING ENVIRONMENTS
 PROJECT: 0017 - SENIOR OUTREACH SERVICES, MEALS ON WHEELS PROGRAM OUTCOME: AVAILABILITY/ACCESSIBILITY
 ACTIVITY: 385 - SENIOR OUTREACH SRVS., MEALS ON WHEELS MATRIX CODE: 05A REG CITATION: 570.201(E) NATIONAL OBJ: LMC
 STATUS: COMPLETED 09-26-07

LOCATION: 1300 CIVIC DRIVE DESCRIPTION: THE MEALS ON WHEELS PROGRAM PROVIDES HOT, NUTRITIOUS MEALS TO THOSE ANTIOCH RESIDENTS IN NEED.
 WALNUT CREEK, CA 94596

FINANCING:		TOTAL #	#HISPANIC
INITIAL FUNDING DATE:	02-05-07	135	2
ACTIVITY ESTIMATE:	9,000.00	23	0
FUNDED AMOUNT:	9,000.00	2	0
UNLIQ OBLIGATIONS:	0.00	1	0
DRAWN THRU PGM YR:	9,000.00	2	0

DRAWN IN PGM YR: 9,000.00
 NUMBER OF PERSONS ASSISTED:
 TOTAL
 TOT EXTREMELY LOW: 0
 TOT LOW: 185
 TOT MOD: 0
 TOT NON LOW MOD: 0
 TOTAL: 185
 PERCENT LOW / MOD: 100.00
 TOTAL FEMALE HEADED: 0

AMERICAN INDIAN/ALASKAN NATIVE & WHITE: 0 0
 ASIAN & WHITE: 0 0
 BLACK/AFRICAN AMERICAN & WHITE: 0 0
 AM.INDIAN/ALASKAN NATIVE & BLACK/AFRICAN AM: 0 0
 OTHER MULTI-RACIAL: 22 21
 TOTAL: 185 23

ACCOMPLISHMENTS BY YEAR:

REPORT YEAR	PROPOSED TYPE	PROPOSED UNITS	ACTUAL TYPE	ACTUAL UNITS
2006	01 - PEOPLE (GENERAL)	135	01 - PEOPLE (GENERAL)	185
TOTAL:		135		185

ACCOMPLISHMENT NARRATIVE: THE MEALS ON WHEELS (MOW) PROGRAM EXCEEDED THEIR GOAL OF 135 BY DELIVERING HOT, NUTRITIOUS MEALS TO 185 LOW-INCOME FRAIL ANTIOCH RESIDENTS. THIS COUNTY-WIDE EFFORT SUCCESSFULLY ENABLES SENIORS TO LIVE INDEPENDENTLY FOR LONGER PERIODS OF TIME IN THEIR OWN SURROUNDING S WHILE ALSO PROVIDING DAILY SOCIAL CONTACT AND A WELLNESS NET. CURRENTLY, THERE ARE OVER 200 VOLUNTEER DRIVERS DRIVING WEEKLY.

EXTENDED ACTIVITY NARRATIVE: COUNTYWIDE, THE PROGRAM SERVED 837 SENIORS.

PGM YEAR: 2006 OBJECTIVE: CREATE SUITABLE LIVING ENVIRONMENTS
 PROJECT: 0018 - STAND! AGAINST DOMESTIC VIOLENCE OUTCOME: AVAILABILITY/ACCESSIBILITY
 ACTIVITY: 386 - STAND! AGAINST DOMESTIC VIOLENCE MATRIX CODE: 05G REG CITATION: 570.201(E) NATIONAL OBJ: LMC
 STATUS: COMPLETED 09-26-07

LOCATION: 1410 DANZIG PLAZA, 2ND FLOOR
 CONCORD, CA 94520
 DESCRIPTION: THE PROGRAM PROVIDES EMERGENCY AND SUPPORTIVE SERVICES TO WOMEN AND THEIR CHILDREN IN DOMESTIC ABUSE SITUATIONS.

FINANCING:	INITIAL FUNDING DATE:	ACTIVITY ESTIMATE:	FUNDED AMOUNT:	UNLIQ OBLIGATIONS:	DRAWN THRU PGM YR:	DRAWN IN PGM YR:	TOTAL #	#HISPANIC
	02-05-07	20,000.00	20,000.00	0.00	20,000.00	20,000.00	6	0
							2	0
							0	0
							0	0
							0	0
							0	0
							1	0
							0	0
							0	0
							0	0
							11	8

NUMBER OF PERSONS ASSISTED:
 TOTAL
 TOT EXTREMELY LOW: 9

AMERICAN INDIAN/ALASKAN NATIVE & WHITE: 0 0
 ASIAN & WHITE: 1 0
 BLACK/AFRICAN AMERICAN & WHITE: 0 0
 AM.INDIAN/ALASKAN NATIVE & BLACK/AFRICAN AM: 0 0
 OTHER MULTI-RACIAL: 11 8

TOT LOW: 0
 TOT MOD: 0
 TOT NON LOW MOD: 11 TOTAL: 20 8
 TOTAL: 20
 PERCENT LOW / MOD: 45.00
 TOTAL FEMALE HEADED: 0

ACCOMPLISHMENTS BY YEAR:
 REPORT YEAR PROPOSED TYPE PROPOSED UNITS ACTUAL TYPE ACTUAL UNITS
 2006 01 - PEOPLE (GENERAL) 31 01 - PEOPLE (GENERAL) 20
 TOTAL: 31 20

ACCOMPLISHMENT NARRATIVE: STAND! PROVIDED SHELTER TO 20 WOMEN AND CHILDREN FROM THE CITY OF ANTIOCH, NOT MEETING THEIR GOAL OF 31 WOMEN AND CHILDREN. CLIENTS HAVE ACCESS TO SPECIALIZED EMERGENCY SHELTER AND SUPPORT SERVICES IN ORDER TO ENSURE THEIR SAFETY AND OBTAIN CUSTOMIZED, CULTURALLY COMPETENT CASE MANAGEMENT THAT HELPS CLIENTS TO ACHIEVE SELF SUFFICIENCY AND CREATE A STABLE LIVING ENVIRONMENT. IN OCTOBER OF 2006, STAND!

EXTENDED ACTIVITY NARRATIVE: IMPLEMENTED A CHANGE TO THE PROGRAM TO ALLOW A LONGER LENGTH OF STAY. PREVIOUSLY, CLIENTS COULD STAY IN THE SHELTER FOR 6 WEEKS. CURRENTLY, CLIENTS CAN STAY IN THE SHELTER FOR UP TO 3 MONTHS. COUNTYWIDE, THE PROGRAM SERVED 391 WOMEN AND CHILDREN.

PGM YEAR: 2006 OBJECTIVE: CREATE SUITABLE LIVING ENVIRONMENTS
 PROJECT: 0019 - WW MINISTRIES, THE POSITIVE EDGE OUTCOME: AVAILABILITY/ACCESSIBILITY
 ACTIVITY: 387 - WW MINISTRIES, THE POSITIVE EDGE MATRIX CODE: 05 REG CITATION: 570.201(E) NATIONAL OBJ: LMC
 STATUS: COMPLETED 09-26-07

LOCATION: DESCRIPTION:
 PO BOX 8462 THE POSITIVE EDGE PROGRAM PROVIDES PROFESSIONAL CLOTHING, ACCESSORIES AND
 PITTSBURG, CA 94565 CAREER DEVELOPMENT SUPPORT TO DISADVANTAGED WOMEN IN ANTIOCH.

FINANCING:		TOTAL #	#HISPANIC
INITIAL FUNDING DATE:	02-05-07	6	0
ACTIVITY ESTIMATE:	7,000.00	7	0
FUNDED AMOUNT:	7,000.00	0	0
UNLIQ OBLIGATIONS:	0.00	0	0
DRAWN THRU PGM YR:	7,000.00	1	0
DRAWN IN PGM YR:	7,000.00	0	0
NUMBER OF PERSONS ASSISTED:		0	0
	TOTAL	4	0
TOT EXTREMELY LOW:	24	0	0
		8	8

TOT LOW: 2
 TOT MOD: 0
 TOT NON LOW MOD: 0
 TOTAL: 26
 PERCENT LOW / MOD: 100.00
 TOTAL FEMALE HEADED: 0
 TOTAL: 26 8

ACCOMPLISHMENTS BY YEAR:
 REPORT YEAR PROPOSED TYPE PROPOSED UNITS ACTUAL TYPE ACTUAL UNITS
 2006 01 - PEOPLE (GENERAL) 21 01 - PEOPLE (GENERAL) 26
 TOTAL: 21 26

ACCOMPLISHMENT NARRATIVE: PROVIDED PROFESSIONAL CLOTHING, ACCESSORIES AND CAREER DEVELOPMENT SUPPORT FOR 26 ANTIOCH RESIDENTS. CLIENTS ARE GROOMED AND DRESSED APPROPRIATELY FOR THEIR JOB INTERVIEWS AND COUNSELED ON WORKPLACE BEHAVIOR TO ENSURE THEIR MOST CONFIDENT PRESENTATION TO PROSPECTIVE EMPLOYERS. THEY ARE LOOKING FOR MORE FUNDING TO HELP WITH THE COSTS TO REPLACE THE DEPLETION OF THEIR INVENTORY, ESPECIALLY LARGER SIZES.

EXTENDED ACTIVITY NARRATIVE: OUTREACH IS CONDUCTED THROUGH COMMUNITY ORGANIZATIONS, INCLUDING LOS MEDANOS COLLEGE AND THE WOMEN'S BOARD OF REALTORS.

PGM YEAR: 2006 OBJECTIVE: CREATE ECONOMIC OPPORTUNITIES
 PROJECT: 0020 - CAMBRIDGE COMMUNITY CENTER, ECONOMIC SELF-SUFFICIENCY OUTCOME: AVAILABILITY/ACCESSIBILITY
 ACTIVITY: 388 - CAMBRIDGE SELF-SUFFICIENCY PROGRAM MATRIX CODE: 18C REG CITATION: 570.201(O) NATIONAL OBJ: LCMCM
 STATUS: COMPLETED 09-26-07

LOCATION: 1146 LACEY LANE
 CONCORD, CA 94520
 DESCRIPTION: THE PROGRAM BRINGS LOW-INCOME FAMILIES FROM POVERTY TO ECONOMIC SELF-SUFFICIENCY BY ASSISTING TO DEVELOP AND OPERATE A QUALITY FAMILY DAY CARE BUSINESS.

FINANCING:		TOTAL #	#HISPANIC
INITIAL FUNDING DATE:	02-05-07	0	0
ACTIVITY ESTIMATE:	10,000.00	3	0
FUNDED AMOUNT:	10,000.00	0	0
UNLIQ OBLIGATIONS:	0.00	0	0
DRAWN THRU PGM YR:	10,000.00	0	0
DRAWN IN PGM YR:	10,000.00	0	0
NUMBER OF PERSONS ASSISTED:		0	0
TOTAL		0	0
TOT EXTREMELY LOW:	2	0	0
TOT LOW:	1	0	0

TOT MOD: 0
 TOT NON LOW MOD: 0 TOTAL: 3 0
 TOTAL: 3
 PERCENT LOW / MOD: 100.00
 TOTAL FEMALE HEADED: 0

ACCOMPLISHMENTS BY YEAR:
 REPORT YEAR PROPOSED TYPE PROPOSED UNITS ACTUAL TYPE ACTUAL UNITS
 2006 08 - BUSINESSES 3 08 - BUSINESSES 3
 TOTAL: 3 3

ACCOMPLISHMENT NARRATIVE: CAMBRIDGE COMM. CTR WAS AWARDED \$10,000 AND ASSISTED THREE (3) EXTREME
 LY LOW AND VERY LOW INCOME HOUSEHOLDS TO OPEN A FAMILY DAYCARE BUSINES
 S. EFFORTS INCLUDE SUPPORTING AND GUIDING THE CLIENT THROUGH THE
 LICENSING PROCESS. EACH CLIENT ATTENDS A MANDATORY BUSINESS AND
 MARKETING CLASS, DEVELOPS A BUSINESS PLAN AND A MARKETING PLAN,
 LEARNS THE IMPORTANCE OF FILING SYSTEMS AND BUDGETING AND DEVELOPS A

EXTENDED ACTIVITY NARRATIVE: PARENT HANDBOOK. CAMBRIDGE ALSO HAS MONTHLY HOME VISITS AND MONTHLY REQUIRED
 TRAININGS SUCH AS CONTRA COSTA CHILD CARE COUNCIL'S TRAINING OR ROP.
 COUNTYWIDE, THE PROGRAM SERVED A TOTAL OF 19 LOW INCOME HOUSEHOLDS.

PGM YEAR: 2006 OBJECTIVE: CREATE ECONOMIC OPPORTUNITIES
 PROJECT: 0021 - CONTRA COSTA CHILD CARE COUNCIL, ROAD TO SUCCESS PROGRAM OUTCOME: AVAILABILITY/ACCESSIBILITY
 ACTIVITY: 389 - CONTRA COSTA CHILD CARE COUNCIL MATRIX CODE: 18C REG CITATION: 570.201(0) NATIONAL OBJ: LCMCM
 STATUS: COMPLETED 09-26-07

LOCATION: 1035 DETROIT AVENUE, SUITE 200 DESCRIPTION: THE PROGRAM ASSISTS LOW-INCOME ANTIOCH RESIDENTS BECOME FAMILY DAYCARE
 CONCORD, CA 94518 PROVIDERS.

FINANCING:			TOTAL #	#HISPANIC
INITIAL FUNDING DATE:	02-05-07	WHITE:	18	12
ACTIVITY ESTIMATE:	15,000.00	BLACK/AFRICAN AMERICAN:	10	0
FUNDED AMOUNT:	15,000.00	ASIAN:	2	0
UNLIQ OBLIGATIONS:	0.00	AMERICAN INDIAN/ALASKAN NATIVE:	0	0
DRAWN THRU PGM YR:	15,000.00	NATIVE HAWAIIAN/OTHER PACIFIC ISLANDER:	1	0
DRAWN IN PGM YR:	15,000.00	AMERICAN INDIAN/ALASKAN NATIVE & WHITE:	0	0
		ASIAN & WHITE:	0	0
NUMBER OF PERSONS ASSISTED:		BLACK/AFRICAN AMERICAN & WHITE:	0	0
	TOTAL	AM. INDIAN/ALASKAN NATIVE & BLACK/AFRICAN AM:	0	0
TOT EXTREMELY LOW:	10	OTHER MULTI-RACIAL:	2	0
TOT LOW:	7			
TOT MOD:	11			

TOT NON LOW MOD: 5 TOTAL: 33 12
 TOTAL: 33
 PERCENT LOW / MOD: 84.80
 TOTAL FEMALE HEADED: 0

ACCOMPLISHMENTS BY YEAR:

REPORT YEAR	PROPOSED TYPE	PROPOSED UNITS	ACTUAL TYPE	ACTUAL UNITS
2006	08 - BUSINESSES	25	08 - BUSINESSES	33
TOTAL:		25		33

ACCOMPLISHMENT NARRATIVE: THE CONTRA COSTA CHILD CARE COUNCIL WAS AWARDED \$15,000 TO PROVIDE SUPPORT TO DEVELOP 25 NEW LICENSED FAMILY CHILD-CARE BUSINESSES. DURING THE FY 06-07, 33 CHILDCARE BUSINESSES WERE STARTED AS A DIRECT RESULT OF THIS PROGRAM AND ON-GOING SUPPORT WAS GIVEN TO THOSE EXISTING CHILDCARE PROVIDERS THAT HAVE PARTICIPATED IN THE PROGRAM. IN ADDITION, THE CHILD CARE COUNCIL HELD 27 LICENSING ORIENTATION

EXTENDED ACTIVITY NARRATIVE: MEETINGS INCLUDING 3 SPANISH ORIENTATIONS. 64 ELIGIBLE ANTIOCH RESIDENTS ATTENDED THE ORIENTATIONS. 40 PARTICIPANTS TOOK PART IN CHILD CARE MEANS BUSINESS CLASSES. 40 PARTICIPANTS TOOK PART IN LEARNING THROUGH PLAY WORKSHOPS. 71 SITE VISITS WERE CARRIED OUT AND 531 TECHNICAL ASSISTANCE CALLS WERE FIELDDED. OUTREACH ACTIVITIES INCLUDED ATTENDANCE AT THE YMCA HEALTHY KIDS DAY CELEBRATION, ANTIOCH SCHOOL READINESS FAIR, HEALTH AND SAFETY FAIR AT DEER VALLEY HIGH SCHOOL, WEEK OF THE YOUNG CHILD AT SMALL WORLD PARK, FIT FEST FUN RUN LOS MEDANOS COLLEGE, DEL ORA CONTINUATION SCHOOL AND CROSSROADS CONTINUATION SCHOOL. COUNTYWIDE, THE PROGRAM PROVIDED SUPPORT TO DEVELOP 199 CHILD CARE BUSINESSES.

PGM YEAR: 2006 OBJECTIVE: CREATE ECONOMIC OPPORTUNITIES
 PROJECT: 0022 - OPTIC, JOB TRAINING AND PLACEMENT (CBDO) OUTCOME: AVAILABILITY/ACCESSIBILITY
 ACTIVITY: 390 - OPTIC, JOB TRAINING AND PLACEMENT MATRIX CODE: 18C REG CITATION: 570.201(O) NATIONAL OBJ: LMC
 STATUS: COMPLETED 09-26-07

LOCATION:	DESCRIPTION:	TOTAL #	#HISPANIC
3102 DELTA FAIR BLVD. ANTIOCH, CA 94509	THE PROGRAM PROVIDES TRAINING AND SUPPORTIVE SERVICE TO ASSIST LOW-INCOME ANTIOCH RESIDENTS TO LEARN TECHNOLOGY-BASED CAREERS.		
FINANCING:			
INITIAL FUNDING DATE: 02-05-07	WHITE:	5	0
ACTIVITY ESTIMATE: 100,000.00	BLACK/AFRICAN AMERICAN:	5	0
FUNDED AMOUNT: 100,000.00	ASIAN:	0	0
UNLIQ OBLIGATIONS: 0.00	AMERICAN INDIAN/ALASKAN NATIVE:	1	1
DRAWN THRU PGM YR: 100,000.00	NATIVE HAWAIIAN/OTHER PACIFIC ISLANDER:	1	0
DRAWN IN PGM YR: 100,000.00	AMERICAN INDIAN/ALASKAN NATIVE & WHITE:	1	0

NUMBER OF PERSONS ASSISTED:		ASIAN & WHITE:	0	0
	TOTAL	BLACK/AFRICAN AMERICAN & WHITE:	0	0
TOT EXTREMELY LOW:	11	AM.INDIAN/ALASKAN NATIVE & BLACK/AFRICAN AM:	0	0
TOT LOW:	2	OTHER MULTI-RACIAL:	1	1
TOT MOD:	1			
TOT NON LOW MOD:	0	TOTAL:	14	2
TOTAL:	14			
PERCENT LOW / MOD:	100.00			
TOTAL FEMALE HEADED:	0			

ACCOMPLISHMENTS BY YEAR:

REPORT YEAR	PROPOSED TYPE	PROPOSED UNITS	ACTUAL TYPE	ACTUAL UNITS
2006	01 - PEOPLE (GENERAL)	10	01 - PEOPLE (GENERAL)	14
TOTAL:		10		14

ACCOMPLISHMENT NARRATIVE: OPTIC'S PROGRAM PROVIDED AN ARRAY OF COMPUTER-BASED ADULT EDUCATION SERVICES AT NIGHT TO 14 LOW INCOME ANTIOCH RESIDENTS, AND OPTIC PLACED ALL 14 PARTICIPANTS IN JOBS. THIS RESULT FAR EXCEEDS THE CONTRACTED GOAL OF PLACING 10 ANTIOCH RESIDENTS IN JOBS. THE AVERAGE STARTING WAGE FOR THESE JOB PLACEMENTS WAS \$15.34 PER HOUR. ONE HUNDRED PERCENT OF THE GRADUATING TRAINEES REPORTED SATISFACTION WITH THE PROGRAM.

EXTENDED ACTIVITY NARRATIVE: OPTIC IS A DESIGNATED COMMUNITY-BASED DEVELOPMENT ORGANIZATION (CBDO). OUTREACH ACTIVITIES FOR THE PROGRAM YEAR INCLUDED AN APPEARANCE ON COMCAST LOCAL EDITION, MEETINGS WITH CAL WORKS AND ONE STOPS, MAILING FLYERS TO LOCAL FAITH-BASED ORGANIZATIONS AND LOW-INCOME HOUSING DEVELOPMENTS AND HAVING AN ANNOUNCEMENT ON THE CCTV "ATTRACT LOOP." COUNTYWIDE, THE PROGRAM SERVED 28 PEOPLE.

PGM YEAR: 2006	OBJECTIVE: CREATE ECONOMIC OPPORTUNITIES
PROJECT: 0023 - SENIOR OUTREACH SERVICES, HOME CHORE PROGRAM	OUTCOME: AVAILABILITY/ACCESSIBILITY
ACTIVITY: 391 - SENIOR OUTREACH SERVICES, HOME CHORE	MATRIX CODE: 18C REG CITATION: 570.201(O) NATIONAL OBJ: LCMCM
STATUS: COMPLETED 09-26-07	
LOCATION: 1300 CIVIC DRIVE WALNUT CREEK, CA 94596	DESCRIPTION: THE PROGRAM PROVIDES TRAINING AND SUPPORT TO ANTIOCH RESIDENTS LEADING TO THE STATE LICENSING OF IN-HOME LIVING PROVIDERS.

FINANCING:		TOTAL #	#HISPANIC
INITIAL FUNDING DATE: 02-05-07	WHITE:	8	2
ACTIVITY ESTIMATE: 2,500.00	BLACK/AFRICAN AMERICAN:	6	0

FUNDED AMOUNT: 2,500.00
 UNLIQ OBLIGATIONS: 0.00
 DRAWN THRU PGM YR: 2,500.00
 DRAWN IN PGM YR: 2,500.00

NUMBER OF PERSONS ASSISTED:
 TOTAL
 TOT EXTREMELY LOW: 0
 TOT LOW: 20
 TOT MOD: 1
 TOT NON LOW MOD: 0
 TOTAL: 21
 PERCENT LOW / MOD: 100.00
 TOTAL FEMALE HEADED: 0

ASIAN: 2 0
 AMERICAN INDIAN/ALASKAN NATIVE: 0 0
 NATIVE HAWAIIAN/OTHER PACIFIC ISLANDER: 0 0
 AMERICAN INDIAN/ALASKAN NATIVE & WHITE: 0 0
 ASIAN & WHITE: 0 0
 BLACK/AFRICAN AMERICAN & WHITE: 1 0
 AM.INDIAN/ALASKAN NATIVE & BLACK/AFRICAN AM: 0 0
 OTHER MULTI-RACIAL: 4 2
 TOTAL: 21 4

ACCOMPLISHMENTS BY YEAR:

REPORT YEAR	PROPOSED TYPE	PROPOSED UNITS	ACTUAL TYPE	ACTUAL UNITS
2006	08 - BUSINESSES	9	08 - BUSINESSES	21
TOTAL:		9		21

ACCOMPLISHMENT NARRATIVE: SENIOR OUTREACH SERVICES WAS AWARDED \$2,500 TO ASSIST IN THE TRAINING AND CREATION OF JOBS FOR LOW- AND MODERATE-INCOME ANTIOCH RESIDENTS WITH IN-HOME SUPPORT BASED BUSINESSES. THE PROGRAM PROMOTES AGING IN PLACE AND ECONOMIC DEVELOPMENT BY DELIVERING IN-HOME SUPPORT SERVICES TO FRAIL, ELDERLY PERSONS AND THEIR CAREGIVERS. CLIENTS REQUESTING PERSONAL AND OTHER FORMS OF ASSISTANCE ARE MATCHED VIA A REGISTRY WITH

EXTENDED ACTIVITY NARRATIVE: INDIVIDUALS WHO WISH TO PROVIDE THOSE SERVICES FOR HOURLY COMPENSATION AFTER BEING PROPERLY TRAINED. THE HOME CHORE PROGRAM SURPASSED ITS PROJECTED GOALS OF CREATING 9 NEW JOBS BY 21 NEW PROVIDERS BEING ADDED TO THE REGISTRY. OUTREACH EFFORTS INCLUDED SIX WORKSHOPS/ORIENTATION SESSIONS.

PGM YEAR: 2006 OBJECTIVE: CREATE ECONOMIC OPPORTUNITIES
 PROJECT: 0024 - WORKFORCE DEVELOPMENT BOARD, SMALL BUSINESS MGMT DEV CTR OUTCOME: AVAILABILITY/ACCESSIBILITY
 ACTIVITY: 392 - SMALL BUSINESS MANAGEMENT DEVELOPMENT CT MATRIX CODE: 18C REG CITATION: 570.201(O) NATIONAL OBJ: LMC
 STATUS: COMPLETED 09-26-07

LOCATION: 2425 BISSO LANE #200
 CONCORD, CA 94520
 FINANCING: INITIAL FUNDING DATE: 02-05-07
 DESCRIPTION: THE PROGRAM PROVIDES BUSINESS MANAGEMENT TRAINING AND CONSULTING FOR START-UPS AND AND EXISTING BUSINESS OWNERS TO ASSIST IN JOB CREATION.
 WHITE: TOTAL # 1 #HISPANIC 0

ACTIVITY ESTIMATE: 30,000.00
 FUNDED AMOUNT: 30,000.00
 UNLIQ OBLIGATIONS: 0.00
 DRAWN THRU PGM YR: 30,000.00
 DRAWN IN PGM YR: 30,000.00

BLACK/AFRICAN AMERICAN: 2 0
 ASIAN: 1 0
 AMERICAN INDIAN/ALASKAN NATIVE: 0 0
 NATIVE HAWAIIAN/OTHER PACIFIC ISLANDER: 0 0
 AMERICAN INDIAN/ALASKAN NATIVE & WHITE: 0 0
 ASIAN & WHITE: 0 0
 BLACK/AFRICAN AMERICAN & WHITE: 0 0
 AM.INDIAN/ALASKAN NATIVE & BLACK/AFRICAN AM: 0 0
 OTHER MULTI-RACIAL: 0 0
 TOTAL: 4 0

NUMBER OF PERSONS ASSISTED:
 TOTAL
 TOT EXTREMELY LOW: 1
 TOT LOW: 2
 TOT MOD: 1
 TOT NON LOW MOD: 0
 TOTAL: 4
 PERCENT LOW / MOD: 100.00
 TOTAL FEMALE HEADED: 0

ACCOMPLISHMENTS BY YEAR:

REPORT YEAR	PROPOSED TYPE	PROPOSED UNITS	ACTUAL TYPE	ACTUAL UNITS
2006	08 - BUSINESSES	17	08 - BUSINESSES	4
TOTAL:		17		4

ACCOMPLISHMENT NARRATIVE: WORKFORCE DEVELOPMENT BOARD (WDB) WAS AWARDED \$30,000 TO ASSIST IN THE RETENTION OR CREATION OF JOBS FOR LOW- AND MODERATE-INCOME ANTIOCH RESIDENTS WITH BUSINESS TRAINING AND ON-GOING CONSULTING SERVICES. THE PROGRAM ASSISTED 4 ANTIOCH BUSINESSES. OUTREACH ACTIVITIES INCLUDE DISTRIBUTING MARKETING MATERIALS TO LIBRARIES, CITY LICENSE AND PERMIT OFFICES, ECONOMIC DEVELOPMENT OFFICES, CHAMBERS, PARTICIPATION IN

EXTENDED ACTIVITY NARRATIVE: COMMUNITY BUSINESS EVENTS AND PRESENTATIONS, TRAINING BROADCAST ON THE COUNTY PUBLIC TELEVISION STATION, PRESS RELEASES AND REFERRALS FROM OTHER PROGRAMS AND SERVICES. COUNTYWIDE, THE PROGRAM ASSISTED 40 BUSINESSES.

PGM YEAR: 2006 OBJECTIVE: OBJECTIVE/OUTCOME NOT NECESSARY
 PROJECT: 0025 - CITY OF ANTIOCH, PROGRAM ADMINISTRATION OUTCOME: FOR PLANNING/ADMIN ACTIVITIES

ACTIVITY: 393 - CITY OF ANTIOCH, PROGRAM ADMINISTRATION MATRIX CODE: 21A REG CITATION: 570.206 NATIONAL OBJ:
 STATUS: COMPLETED 09-26-07
 LOCATION: DESCRIPTION:

THIRD AND H STREET THE CITY OF ANTIOCH WILL ADMINISTER THE CDBG PROGRAM.
 ANTIOCH,CA 94531

FINANCING: TOTAL # #HISPANIC
 INITIAL FUNDING DATE: 02-05-07 WHITE: 0 0

ACTIVITY ESTIMATE: 97,124.78
 FUNDED AMOUNT: 97,124.78
 UNLIQ OBLIGATIONS: 0.00
 DRAWN THRU PGM YR: 97,124.78
 DRAWN IN PGM YR: 97,124.78

NUMBER OF ASSISTED:
 TOTAL
 TOT EXTREMELY LOW: 0
 TOT LOW: 0
 TOT MOD: 0
 TOT NON LOW MOD: 0
 TOTAL: 0
 PERCENT LOW / MOD: 0.00
 TOTAL FEMALE HEADED: 0

BLACK/AFRICAN AMERICAN: 0 0
 ASIAN: 0 0
 AMERICAN INDIAN/ALASKAN NATIVE: 0 0
 NATIVE HAWAIIAN/OTHER PACIFIC ISLANDER: 0 0
 AMERICAN INDIAN/ALASKAN NATIVE & WHITE: 0 0
 ASIAN & WHITE: 0 0
 BLACK/AFRICAN AMERICAN & WHITE: 0 0
 AM.INDIAN/ALASKAN NATIVE & BLACK/AFRICAN AM: 0 0
 OTHER MULTI-RACIAL: 0 0
 TOTAL: 0 0

ACCOMPLISHMENTS BY YEAR:
 REPORT YEAR PROPOSED TYPE
 2006
 TOTAL:

PROPOSED UNITS	ACTUAL TYPE	ACTUAL UNITS
0		0
0		0

ACCOMPLISHMENT NARRATIVE: PROGRESS HAS BEEN MADE IMPLEMENTING A DATABASE TRACKING SYSTEM FOR THE CITY'S SUBRECIPIENTS, RE-ORGANIZING CITY PAPER FILES AND COMPUTER FILES, UPDATING THE CITY'S HOUSING PORTION OF THE WEBSITE, PURSUING IDIS CLEAN-UP ACTIVITIES, COMPLETING A CONSORTIUM-WIDE MAILING LIST AND IMPLEMENTING A PERFORMANCE MEASUREMENT SYSTEM.

EXTENDED ACTIVITY NARRATIVE: *****

PGM YEAR: 2006 OBJECTIVE: PROVIDE DECENT AFFORDABLE HOUSING
 PROJECT: 0026 - NEIGHBORHOOD PRESERVATION PROGRAM OUTCOME: AFFORDABILITY
 ACTIVITY: 394 - NEIGHBORHOOD PRESERVATION PROGRAM MATRIX CODE: 14A REG CITATION: 570.202 NATIONAL OBJ: LMH

STATUS: COMPLETED 09-26-07

LOCATION: 651 PINE STREET, 4TH FLOOR DESCRIPTION: THE NPP PROGRAM WILL ASSIST ANTIOCH LOW-INCOME PEOPLE WITH LOANS TO HELP IMPROVE THEIR HOMES.
 MARTINEZ,CA 94553

FINANCING:	TOTAL #	#HISPANIC
INITIAL FUNDING DATE: 02-05-07	8	0
ACTIVITY ESTIMATE: 183,037.03	1	0
FUNDED AMOUNT: 183,037.03	0	0
UNLIQ OBLIGATIONS: 0.00	0	0

DRAWN THRU PGM YR:	183,037.03	NATIVE HAWAIIAN/OTHER PACIFIC ISLANDER:	0	0		
DRAWN IN PGM YR:	183,037.03	AMERICAN INDIAN/ALASKAN NATIVE & WHITE:	0	0		
		ASIAN & WHITE:	0	0		
NUMBER OF HOUSEHOLDS ASSISTED:		BLACK/AFRICAN AMERICAN & WHITE:	0	0		
	OWNER RENTER	TOTAL	AM. INDIAN/ALASKAN NATIVE & BLACK/AFRICAN AM:	0	0	
TOT EXTREMELY LOW:	3	0	3	OTHER MULTI-RACIAL:	2	0
TOT LOW:	7	0	7		0	0
TOT MOD:	1	0	1			
TOT NON LOW MOD:	0	0	0	TOTAL:	11	0
TOTAL:	11	0	11			
PERCENT LOW / MOD:	100.00	0.00	100.00			

TOTAL FEMALE HEADED: 7

ACCOMPLISHMENTS BY YEAR:

REPORT YEAR	PROPOSED UNITS	ACTUAL TYPE	ACTUAL UNITS
2006	10	10 - HOUSING UNITS	11
TOTAL:	10		11

ACCOMPLISHMENT NARRATIVE: PROVIDED FUNDING TO 11 LOW- AND MODERATE-INCOME HOMEOWNERS (A TOTAL OF 19 PEOPLE) TO BRING THEIR HOMES UP TO CODE, TO ENSURE THAT HEALTH AND SAFETY CODE STANDARDS ARE MET AS WELL AS PROVIDE HANDICAPPED ACCESS. THESE FUNDED HOUSING ACTIVITIES WERE DISTRIBUTED IN 4 UNIQUE CITY CENSUS TRACTS AND BLOCK GROUPS THAT HAVE MORE THAN 51% LOW- AND MODERATE-INCOME POPULATION (CENSUS TRACT 3060.01, BLOCK GROUP 4;

EXTENDED ACTIVITY NARRATIVE: CT 3060.01, BG 5; CT 3060.02, BG 1; CT 3050.00, BG 2). THE CITY OF ANTIOCH CONTRACTED WITH CONTRA COSTA COUNTY TO ADMINISTER THE NEIGHBORHOOD PRESERVATION PROGRAM. THE PROGRAM WAS FUNDED IN FY 06-07 FOR \$530,000 FROM THE ANTIOCH DEVELOPMENT AGENCY (ADA) HOUSING SET ASIDE FUNDS, AND CDBG REVOLVING LOAN FUNDS.

PGM YEAR:	2006	OBJECTIVE:	PROVIDE DECENT AFFORDABLE HOUSING
PROJECT:	0027 - RENTAL REHABILITATION PROGRAM	OUTCOME:	AVAILABILITY/ACCESSIBILITY
ACTIVITY:	395 - RENTAL REHABILITATION PROGRAM	MATRIX CODE:	14B
STATUS:	CANCELED 09-26-07	REG CITATION:	570.202
		NATIONAL OBJ:	LMH

LOCATION:	3133 ESTUDILLO STREET MARTINEZ, CA 94553	DESCRIPTION:	THE PROGRAM WILL HELP APARTMENT OWNERS FIX UP THEIR PROPERTY AND WILL RENT TO LOW-INCOME RESIDENTS.
-----------	---	--------------	---

FINANCING:		TOTAL #	#HISPANIC
INITIAL FUNDING DATE:	07-05-07	WHITE:	0
ACTIVITY ESTIMATE:	0.00	BLACK/AFRICAN AMERICAN:	0
FUNDED AMOUNT:	0.00	ASIAN:	0
UNLIQ OBLIGATIONS:	0.00	AMERICAN INDIAN/ALASKAN NATIVE:	0
DRAWN THRU PGM YR:	0.00	NATIVE HAWAIIAN/OTHER PACIFIC ISLANDER:	0

DRAWN IN PGM YR:	0.00	AMERICAN INDIAN/ALASKAN NATIVE & WHITE:	0	0
		ASIAN & WHITE:	0	0
NUMBER OF ASSISTED:		BLACK/AFRICAN AMERICAN & WHITE:	0	0
	TOTAL	AM.INDIAN/ALASKAN NATIVE & BLACK/AFRICAN AM:	0	0
TOT EXTREMELY LOW:	0	OTHER MULTI-RACIAL:	0	0
TOT LOW:	0			
TOT MOD:	0			
TOT NON LOW MOD:	0	TOTAL:	0	0
TOTAL:	0			
PERCENT LOW / MOD:	0.00			
TOTAL FEMALE HEADED:	0			

ACCOMPLISHMENTS BY YEAR:

REPORT YEAR	PROPOSED TYPE	PROPOSED UNITS	ACTUAL TYPE	ACTUAL UNITS
2006	10 - HOUSING UNITS	7	10 - HOUSING UNITS	0
TOTAL:		7		0

ACCOMPLISHMENT NARRATIVE: ALTHOUGH FUNDED TO ASSIST IN THE REHABILITATION OF RENTAL UNITS OWNED BY ANTIOCH RESIDENTS, THE PROGRAM HAD NO PARTICIPANTS DURING FY 06-07. THE CITY CONTRACTS WITH THE HOUSING AUTHORITY OF CONTRA COSTA COUNTY TO PROVIDE RENTAL REHABILITATION SERVICES. SINCE THE END OF 2005 UNTIL THE END OF 2006 THE PROGRAM WAS WITHOUT A STAFF PERSON. CURRENTLY THE PROGRAM HAS BEEN REORGANIZED AND HAS KNOWLEDGEABLE STAFF

EXTENDED ACTIVITY NARRATIVE: WHO HAS BEEN WORKING TO ADVERTISE THE PROGRAM IN ANTIOCH. TARGETED NEIGHBORHOODS (FOR THE RENTAL REHABILITATION PROGRAM AND THE NEIGHBORHOOD PRESERVATION PROGRAM) MOST AFFECTED BY BLIGHTED CONDITIONS AND/OR AGING HOUSING STOCK WHICH INCLUDE THE AREA GENERALLY BORDERED BY JAMES DONLAN BOULEVARD AND CITY LIMITS; CONTRA LOMA BOULEVARD/L STREET AND SAN JOAQUIN RIVER; PUTNAM/WORRELL, "A" STREET/LONE TREE WAY AND THE RIVER. IN ADDITION, ANTIOCH HAS INCLUDED THE AREA WITHIN EAST 18TH, HILLCREST, WORRELL/ SHADDICK, HILLCREST AND WILBUR AVENUE.

PGM YEAR: 2006 OBJECTIVE: CREATE SUITABLE LIVING ENVIRONMENTS
 PROJECT: 0028 - CITY OF ANTIOCH, PAVEMENT PROJECT OUTCOME: AVAILABILITY/ACCESSIBILITY
 ACTIVITY: 396 - CITY OF ANTIOCH, PAVEMENT PROJECTS MATRIX CODE: 03K REG CITATION: 570.201(C) NATIONAL OBJ: LMA
 STATUS: COMPLETED 09-26-07

LOCATION: DESCRIPTION:
 THIRD AND H STREETS THE CITY OF ANTIOCH WILL PROVIDE ROAD AND SIDEWALK IMPROVEM-ENTS IN THE SUNSET
 ANTIOCH,CA 94509 DRIVE AREA.

FINANCING:		TOTAL #	#HISPANIC
INITIAL FUNDING DATE:	07-05-07	0	0
ACTIVITY ESTIMATE:	147,362.21	0	0

FUNDED AMOUNT: 147,362.21
 UNLIQ OBLIGATIONS: 0.00
 DRAWN THRU PGM YR: 147,362.21
 DRAWN IN PGM YR: 147,362.21

NUMBER OF ASSISTED:
 TOTAL
 TOT EXTREMELY LOW: 0
 TOT LOW: 0
 TOT MOD: 0
 TOT NON LOW MOD: 0
 TOTAL: 0
 PERCENT LOW / MOD: 0.00
 TOTAL FEMALE HEADED: 0

ASIAN: 0 0
 AMERICAN INDIAN/ALASKAN NATIVE: 0 0
 NATIVE HAWAIIAN/OTHER PACIFIC ISLANDER: 0 0
 AMERICAN INDIAN/ALASKAN NATIVE & WHITE: 0 0
 ASIAN & WHITE: 0 0
 BLACK/AFRICAN AMERICAN & WHITE: 0 0
 AM.INDIAN/ALASKAN NATIVE & BLACK/AFRICAN AM: 0 0
 OTHER MULTI-RACIAL: 0 0
 TOTAL: 0 0

ACCOMPLISHMENTS BY YEAR:

REPORT YEAR	PROPOSED TYPE	PROPOSED UNITS	ACTUAL TYPE	ACTUAL UNITS
2006	01 - PEOPLE (GENERAL)	655	01 - PEOPLE (GENERAL)	655
TOTAL:		655		655

CENSUS TRACT PERCENT LOW / MOD: 77.30

ACCOMPLISHMENT NARRATIVE: DURING THE PROGRAM YEAR, STREET IMPROVEMENTS WERE COMPLETED ON SUNSET DRIVE. THE PROJECT IS LOCATED IN CENSUS TRACT 3080.01, BLOCK GROUP 1. THIS CENSUS TRACT IS 77.3% LOW AND MODERATE INCOME. THE STREET IMPROVEMENTS WILL SERVE 655 PEOPLE.

EXTENDED ACTIVITY NARRATIVE: *****

PGM YEAR: 2006
 PROJECT: 0029 - PERINATAL COUNCIL, REHABILITATE SITE
 ACTIVITY: 397 - PERINATAL COUNCIL, SITE REHAB
 STATUS: UNDERWAY

OBJECTIVE: CREATE SUITABLE LIVING ENVIRONMENTS
 OUTCOME: AVAILABILITY/ACCESSIBILITY
 MATRIX CODE: 03D REG CITATION: 570.201(c) NATIONAL OBJ: LMC

LOCATION: 2648 INTERNATIONAL BLVD., SUITE 801
 OAKLAND, CA 94601
 DESCRIPTION: REHABILITATE NEWLY PURCHASED SITE AT 512 W 5TH STREET IN ANTIOCH.

FINANCING:		TOTAL #	#HISPANIC
INITIAL FUNDING DATE:	07-05-07	0	0
ACTIVITY ESTIMATE:	66,135.00	0	0
FUNDED AMOUNT:	66,135.00	0	0
UNLIQ OBLIGATIONS:	0.00	0	0
DRAWN THRU PGM YR:	66,135.00	0	0
DRAWN IN PGM YR:	66,135.00	0	0

WHITE:
 BLACK/AFRICAN AMERICAN:
 ASIAN:
 AMERICAN INDIAN/ALASKAN NATIVE:
 NATIVE HAWAIIAN/OTHER PACIFIC ISLANDER:
 AMERICAN INDIAN/ALASKAN NATIVE & WHITE:
 ASIAN & WHITE:

NUMBER OF PERSONS ASSISTED:		BLACK/AFRICAN AMERICAN & WHITE:	0	0
	TOTAL	AM. INDIAN/ALASKAN NATIVE & BLACK/AFRICAN AM:	0	0
TOT EXTREMELY LOW:	0	OTHER MULTI-RACIAL:	0	0
TOT LOW:	0			
TOT MOD:	0			
TOT NON LOW MOD:	0	TOTAL:	0	0
TOTAL:	0			
PERCENT LOW / MOD:	0.00			
TOTAL FEMALE HEADED:	0			

ACCOMPLISHMENTS BY YEAR:				
REPORT YEAR	PROPOSED TYPE	PROPOSED UNITS	ACTUAL TYPE	ACTUAL UNITS
2006	11 - PUBLIC FACILITIES	1	11 - PUBLIC FACILITIES	1
TOTAL:		1		1

ACCOMPLISHMENT NARRATIVE: THIS PROJECT INVOLVES THE REHABILITATION OF THE NEWLY PURCHASED BUILDING AT 512 WEST 5TH STREET IN ANTIOCH TO SERVE AS A PERMANENT SITE FOR THE ANTIOCH FAMILY RESOURCE 7 LEARNING CENTER. THE CENTER PROVIDES A RANGE OF ACTIVITIES AND SERVICES TO CHILDREN AGED 0-5 AND THEIR FAMILIES IN A SAFE, NURTURING ENVIRONMENT. ACTIVITIES INCLUDE EARLY CHILDHOOD LEARNING, PARENTING EDUCATION AND HEALTH EDUCATION.

EXTENDED ACTIVITY NARRATIVE: CONSTRUCTION IS CURRENTLY UNDERWAY AND THE PROJECT WILL BE COMPLETE IN THE WINTER OF 2007.

TOTAL ACTIVITY ESTIMATE	:	4,165,017.00
TOTAL FUNDED AMOUNT	:	4,165,017.00
TOTAL AMOUNT DRAWN THRU PGM YR	:	4,165,017.00
TOTAL AMOUNT DRAWN IN PGM YR	:	916,067.35

CDBG Financial Summary Report (C04PR26)

Corrected version 10-30-07

IDIS - C04PR26

U.S. DEPARTMENT OF HOUSING AND URBAN DEVELOPMENT
OFFICE OF COMMUNITY PLANNING AND DEVELOPMENT
INTEGRATED DISBURSEMENT AND INFORMATION SYSTEM
CDBG FINANCIAL SUMMARY FOR PROGRAM YEAR 2006
07-01-2006 TO 06-30-2007
ANTIOCH, CA

DATE: 10-30-07
TIME: 12:54
PAGE: 1

PART I: SUMMARY OF CDBG RESOURCES

01 UNEXPENDED CDBG FUNDS AT END OF PREVIOUS PROGRAM YEAR	1,281,226.57
02 ENTITLEMENT GRANT	753,342.00
03 SURPLUS URBAN RENEWAL	0.00
04 SECTION 108 GUARANTEED LOAN FUNDS	0.00
05 CURRENT YEAR PROGRAM INCOME	756,105.35
06 RETURNS	0.00
07 ADJUSTMENT TO COMPUTE TOTAL AVAILABLE	0.00
08 TOTAL AVAILABLE (SUM, LINES 01-07)	2,790,673.92

PART II: SUMMARY OF CDBG EXPENDITURES

09 DISBURSEMENTS OTHER THAN SECTION 108 REPAYMENTS AND PLANNING/ADMINISTRATION	814,625.50
10 ADJUSTMENT TO COMPUTE TOTAL AMOUNT SUBJECT TO LOW/MOD BENEFIT	0.00
11 AMOUNT SUBJECT TO LOW/MOD BENEFIT (LINE 09 + LINE 10)	814,625.50
12 DISBURSED IN IDIS FOR PLANNING/ADMINISTRATION	101,441.85
13 DISBURSED IN IDIS FOR SECTION 108 REPAYMENTS	0.00
14 ADJUSTMENT TO COMPUTE TOTAL EXPENDITURES	0.00
15 TOTAL EXPENDITURES (SUM, LINES 11-14)	916,067.35
16 UNEXPENDED BALANCE (LINE 08 - LINE 15)	1,874,606.57

PART III: LOWMOD BENEFIT THIS REPORTING PERIOD

17 EXPENDED FOR LOW/MOD HOUSING IN SPECIAL AREAS	0.00
18 EXPENDED FOR LOW/MOD MULTI-UNIT HOUSING	0.00
19 DISBURSED FOR OTHER LOW/MOD ACTIVITIES	814,625.50
20 ADJUSTMENT TO COMPUTE TOTAL LOW/MOD CREDIT	0.00
21 TOTAL LOW/MOD CREDIT (SUM, LINES 17-20)	814,625.50
22 PERCENT LOW/MOD CREDIT (LINE 21/LINE 11)	100.00%

LOW/MOD BENEFIT FOR MULTI-YEAR CERTIFICATIONS

	PY	PY	PY
23 PROGRAM YEARS(PY) COVERED IN CERTIFICATION			
24 CUMULATIVE NET EXPENDITURES SUBJECT TO LOW/MOD BENEFIT CALCULATION			0.00
25 CUMULATIVE EXPENDITURES BENEFITING LOW/MOD PERSONS			0.00
26 PERCENT BENEFIT TO LOW/MOD PERSONS (LINE 25/LINE 24)			0.00%

PART IV: PUBLIC SERVICE (PS) CAP CALCULATIONS

27 DISBURSED IN IDIS FOR PUBLIC SERVICES			171,762.30
28 PS UNLIQUIDATED OBLIGATIONS AT END OF CURRENT PROGRAM YEAR			1,254.92
29 PS UNLIQUIDATED OBLIGATIONS AT END OF PREVIOUS PROGRAM YEAR			0.00
30 ADJUSTMENT TO COMPUTE TOTAL PS OBLIGATIONS			-26,276.72
31 TOTAL PS OBLIGATIONS (LINE 27 + LINE 28 - LINE 29 + LINE 30)			146,740.50
32 ENTITLEMENT GRANT			753,342.00
33 PRIOR YEAR PROGRAM INCOME			208,160.87
34 ADJUSTMENT TO COMPUTE TOTAL SUBJECT TO PS CAP			0.00
35 TOTAL SUBJECT TO PS CAP (SUM, LINES 32-34)			961,502.87
36 PERCENT FUNDS OBLIGATED FOR PS ACTIVITIES (LINE 31/LINE 35)			15.26%

PART V: PLANNING AND ADMINISTRATION (PA) CAP

37 DISBURSED IN IDIS FOR PLANNING/ADMINISTRATION			101,441.85
38 PA UNLIQUIDATED OBLIGATIONS AT END OF CURRENT PROGRAM YEAR			0.00
39 PA UNLIQUIDATED OBLIGATIONS AT END OF PREVIOUS PROGRAM YEAR			0.00
40 ADJUSTMENT TO COMPUTE TOTAL PA OBLIGATIONS			0.00
41 TOTAL PA OBLIGATIONS (LINE 37 + LINE 38 - LINE 39 +LINE 40)			101,441.85
42 ENTITLEMENT GRANT			753,342.00
43 CURRENT YEAR PROGRAM INCOME			756,105.35
44 ADJUSTMENT TO COMPUTE TOTAL SUBJECT TO PA CAP			0.00
45 TOTAL SUBJECT TO PA CAP (SUM, LINES 42-44)			1,509,447.35
46 PERCENT FUNDS OBLIGATED FOR PA ACTIVITIES (LINE 41/LINE 45)			6.72%

LINE 17 DETAIL: ACTIVITIES TO CONSIDER IN DETERMINING THE AMOUNT TO ENTER ON LINE 17

NONE FOUND

LINE 18 DETAIL: ACTIVITIES TO CONSIDER IN DETERMINING THE AMOUNT TO ENTER ON LINE 18

NONE FOUND

LINE 19 DETAIL: ACTIVITIES INCLUDED IN THE COMPUTATION OF LINE 19

PGM YEAR	PROJ ID	IDIS ACT ID	ACTIVITY NAME	MATRIX CODE	NTL OBJ	DRAWN AMOUNT
2004	0007	308	CONTRA COSTA SENIOR LEGAL SERVICES	05A	LMC	1,269.14
2005	0004	339	THE BEDFORD CENTER ADULT DAY HEALTH CARE	05A	LMC	1,554.00
2005	0007	342	CONTRA COSTA SENIOR LEGAL SERVICES	05A	LMC	1,248.66
2005	0008	343	CASA CHILDREN AT RISK PROGRAM	05D	LMC	950.00
2005	0016	351	OPTIC DELTA TECHNOLOGY CENTER	05H	LMC	20,000.00
2005	0023	358	OPTIC JOB TRAINING AND PLACEMENT	18A	LMJ	7,500.00
2005	0029	364	NEIGHBORHOOD PRESERVATION PROGRAM	14A	LMH	66,215.42
2005	0029	364	NEIGHBORHOOD PRESERVATION PROGRAM	14A	LMH	15,113.54
2006	0001	369	THE BEDFORD CENTER, ADULT DAY CARE	05A	LMC	4,314.50
2006	0001	369	THE BEDFORD CENTER, ADULT DAY CARE	05A	LMC	1,453.50
2006	0001	369	THE BEDFORD CENTER, ADULT DAY CARE	05A	LMC	4,972.50
2006	0002	370	CITY OF ANTIOCH, SENIOR CITIZEN CENTER	05A	LMC	3,500.00
2006	0002	370	CITY OF ANTIOCH, SENIOR CITIZEN CENTER	05A	LMC	5,500.00
2006	0003	371	CITY OF ANTIOCH, SENIOR NUTRITION PROG.	05A	LMC	4,250.00
2006	0003	371	CITY OF ANTIOCH, SENIOR NUTRITION PROG.	05A	LMC	3,750.00
2006	0004	372	CONTRA COSTA SENIOR LEGAL SERVICES	05A	LMC	1,591.82
2006	0004	372	CONTRA COSTA SENIOR LEGAL SERVICES	05A	LMC	765.50
2006	0004	372	CONTRA COSTA SENIOR LEGAL SERVICES	05A	LMC	3,142.68
2006	0005	373	ILR, LIVING SAFELY AT HOME	05A	LMC	2,162.46
2006	0005	373	ILR, LIVING SAFELY AT HOME	05A	LMC	1,359.00
2006	0005	373	ILR, LIVING SAFELY AT HOME	05A	LMC	1,219.38
2006	0005	373	ILR, LIVING SAFELY AT HOME	05A	LMC	1,259.16
2006	0006	374	LIONS BLIND CENTER, LIVING SKILLS	05B	LMC	936.61
2006	0006	374	LIONS BLIND CENTER, LIVING SKILLS	05B	LMC	860.82
2006	0006	374	LIONS BLIND CENTER, LIVING SKILLS	05B	LMC	1,650.72
2006	0006	374	LIONS BLIND CENTER, LIVING SKILLS	05B	LMC	551.85
2006	0007	375	OMBUDSMAN SERVICES, COMPLAINT RESOLUTION	05A	LMC	977.00
2006	0007	375	OMBUDSMAN SERVICES, COMPLAINT RESOLUTION	05A	LMC	1,250.00
2006	0007	375	OMBUDSMAN SERVICES, COMPLAINT RESOLUTION	05A	LMC	473.00
2006	0007	375	OMBUDSMAN SERVICES, COMPLAINT RESOLUTION	05A	LMC	300.00
2006	0008	376	OMBUDSMAN SERVICES, REP. PAYEE SERVICES	05A	LMC	550.00
2006	0008	376	OMBUDSMAN SERVICES, REP. PAYEE SERVICES	05A	LMC	1,250.00
2006	0008	376	OMBUDSMAN SERVICES, REP. PAYEE SERVICES	05A	LMC	1,312.00
2006	0008	376	OMBUDSMAN SERVICES, REP. PAYEE SERVICES	05A	LMC	1,888.00
2006	0009	377	SENIOR OUTREACH SERVICES, CARE MGMNT.	05A	LMC	2,150.00
2006	0009	377	SENIOR OUTREACH SERVICES, CARE MGMNT.	05A	LMC	1,445.00
2006	0009	377	SENIOR OUTREACH SERVICES, CARE MGMNT.	05A	LMC	905.00
2006	0010	378	CITY OF ANTIOCH, YOUTH SCHOLARSHIPS	05D	LMC	2,385.00
2006	0010	378	CITY OF ANTIOCH, YOUTH SCHOLARSHIPS	05D	LMC	4,615.00

2006	0011	379	COURT APPOINTED SPECIAL ADVOCATES (CASA)	05D	LMC	1,125.00
2006	0011	379	COURT APPOINTED SPECIAL ADVOCATES (CASA)	05D	LMC	1,125.00
2006	0011	379	COURT APPOINTED SPECIAL ADVOCATES (CASA)	05D	LMC	2,250.00
2006	0012	380	EAST BAY GOLF FOUNDATION, FIRST TEE	05D	LMC	5,000.00
2006	0013	381	FOOD BANK OF CONTRA COSTA AND SOLANO	05	LMC	1,875.00
2006	0013	381	FOOD BANK OF CONTRA COSTA AND SOLANO	05	LMC	1,875.00
2006	0013	381	FOOD BANK OF CONTRA COSTA AND SOLANO	05	LMC	1,875.00
2006	0013	381	FOOD BANK OF CONTRA COSTA AND SOLANO	05	LMC	1,875.00
2006	0014	382	COMMUNITY VIOLENCE SOLUTIONS, SAVE PROG.	05	LMC	2,000.00
2006	0014	382	COMMUNITY VIOLENCE SOLUTIONS, SAVE PROG.	05	LMC	2,000.00
2006	0014	382	COMMUNITY VIOLENCE SOLUTIONS, SAVE PROG.	05	LMC	4,000.00
2006	0015	383	NEW CONNECTIONS, HIV/AIDS SERVICES	05	LMC	750.00
2006	0015	383	NEW CONNECTIONS, HIV/AIDS SERVICES	05	LMC	750.00
2006	0015	383	NEW CONNECTIONS, HIV/AIDS SERVICES	05	LMC	750.00
2006	0015	383	NEW CONNECTIONS, HIV/AIDS SERVICES	05	LMC	750.00
2006	0016	384	OPTIC, DELTA TECHNOLOGY CENTER (DTC)	05H	LMC	5,000.00
2006	0016	384	OPTIC, DELTA TECHNOLOGY CENTER (DTC)	05H	LMC	15,000.00
2006	0017	385	SENIOR OUTREACH SRVS., MEALS ON WHEELS	05A	LMC	255.00
2006	0017	385	SENIOR OUTREACH SRVS., MEALS ON WHEELS	05A	LMC	6,875.00
2006	0017	385	SENIOR OUTREACH SRVS., MEALS ON WHEELS	05A	LMC	1,870.00
2006	0018	386	STAND! AGAINST DOMESTIC VIOLENCE	05G	LMC	3,084.06
2006	0018	386	STAND! AGAINST DOMESTIC VIOLENCE	05G	LMC	10,965.55
2006	0018	386	STAND! AGAINST DOMESTIC VIOLENCE	05G	LMC	5,950.39
2006	0019	387	WW MINISTRIES, THE POSITIVE EDGE	05	LMC	1,983.17
2006	0019	387	WW MINISTRIES, THE POSITIVE EDGE	05	LMC	2,333.33
2006	0019	387	WW MINISTRIES, THE POSITIVE EDGE	05	LMC	1,983.50
2006	0019	387	WW MINISTRIES, THE POSITIVE EDGE	05	LMC	700.00
2006	0020	388	CAMBRIDGE SELF-SUFFICIENCY PROGRAM	18C	LMCMC	2,750.14
2006	0020	388	CAMBRIDGE SELF-SUFFICIENCY PROGRAM	18C	LMCMC	2,042.54
2006	0020	388	CAMBRIDGE SELF-SUFFICIENCY PROGRAM	18C	LMCMC	5,207.32
2006	0021	389	CONTRA COSTA CHILD CARE COUNCIL	18C	LMCMC	3,703.39
2006	0021	389	CONTRA COSTA CHILD CARE COUNCIL	18C	LMCMC	3,617.70
2006	0021	389	CONTRA COSTA CHILD CARE COUNCIL	18C	LMCMC	6,178.91
2006	0021	389	CONTRA COSTA CHILD CARE COUNCIL	18C	LMCMC	1,500.00
2006	0022	390	OPTIC, JOB TRAINING AND PLACEMENT	18C	LMC	25,000.00
2006	0022	390	OPTIC, JOB TRAINING AND PLACEMENT	18C	LMC	15,000.00
2006	0022	390	OPTIC, JOB TRAINING AND PLACEMENT	18C	LMC	43,634.27
2006	0022	390	OPTIC, JOB TRAINING AND PLACEMENT	18C	LMC	16,365.73
2006	0023	391	SENIOR OUTREACH SERVICES, HOME CHORE	18C	LMCMC	1,250.00
2006	0023	391	SENIOR OUTREACH SERVICES, HOME CHORE	18C	LMCMC	625.00
2006	0023	391	SENIOR OUTREACH SERVICES, HOME CHORE	18C	LMCMC	625.00
2006	0024	392	SMALL BUSINESS MANAGEMENT DEVELOPMENT CT	18C	LMC	13,111.28
2006	0024	392	SMALL BUSINESS MANAGEMENT DEVELOPMENT CT	18C	LMC	16,888.72
2006	0026	394	NEIGHBORHOOD PRESERVATION PROGRAM	14A	LMH	28.78
2006	0026	394	NEIGHBORHOOD PRESERVATION PROGRAM	14A	LMH	3,762.92
2006	0026	394	NEIGHBORHOOD PRESERVATION PROGRAM	14A	LMH	925.88
2006	0026	394	NEIGHBORHOOD PRESERVATION PROGRAM	14A	LMH	155,085.33

2006	0026	394	NEIGHBORHOOD PRESERVATION PROGRAM	14A	LMH	160.50
2006	0026	394	NEIGHBORHOOD PRESERVATION PROGRAM	14A	LMH	22,881.63
2006	0026	394	NEIGHBORHOOD PRESERVATION PROGRAM	14A	LMH	191.99
2006	0028	396	CITY OF ANTIOCH, PAVEMENT PROJECTS	03K	LMA	259.84
2006	0028	396	CITY OF ANTIOCH, PAVEMENT PROJECTS	03K	LMA	147,102.37
2006	0029	397	PERINATAL COUNCIL, SITE REHAB	03D	LMC	66,135.00

TOTAL:						814,625.50

CDBG Financial Summary Report (C04PR26)

Included in original submission to HUD

IDIS - C04PR26

U.S. DEPARTMENT OF HOUSING AND URBAN DEVELOPMENT
OFFICE OF COMMUNITY PLANNING AND DEVELOPMENT
INTEGRATED DISBURSEMENT AND INFORMATION SYSTEM
CDBG FINANCIAL SUMMARY FOR PROGRAM YEAR 2006
07-01-2006 TO 06-30-2007
ANTIOCH, CA

DATE: 09-26-07
TIME: 19:04
PAGE: 1

PART I: SUMMARY OF CDBG RESOURCES

01	UNEXPENDED CDBG FUNDS AT END OF PREVIOUS PROGRAM YEAR	946,525.23
02	ENTITLEMENT GRANT	511,065.97
03	SURPLUS URBAN RENEWAL	0.00
04	SECTION 108 GUARANTEED LOAN FUNDS	0.00
05	CURRENT YEAR PROGRAM INCOME	756,105.35
06	RETURNS	0.00
07	ADJUSTMENT TO COMPUTE TOTAL AVAILABLE	0.00
08	TOTAL AVAILABLE (SUM, LINES 01-07)	2,455,972.58

PART II: SUMMARY OF CDBG EXPENDITURES

09	DISBURSEMENTS OTHER THAN SECTION 108 REPAYMENTS AND PLANNING/ADMINISTRATION	814,625.50
10	ADJUSTMENT TO COMPUTE TOTAL AMOUNT SUBJECT TO LOW/MOD BENEFIT	0.00
11	AMOUNT SUBJECT TO LOW/MOD BENEFIT (LINE 09 + LINE 10)	814,625.50
12	DISBURSED IN IDIS FOR PLANNING/ADMINISTRATION	101,441.85
13	DISBURSED IN IDIS FOR SECTION 108 REPAYMENTS	0.00
14	ADJUSTMENT TO COMPUTE TOTAL EXPENDITURES	0.00
15	TOTAL EXPENDITURES (SUM, LINES 11-14)	916,067.35

16 UNEXPENDED BALANCE (LINE 08 - LINE 15) 1,539,905.23

PART III: LOWMOD BENEFIT THIS REPORTING PERIOD

17	EXPENDED FOR LOW/MOD HOUSING IN SPECIAL AREAS	0.00
18	EXPENDED FOR LOW/MOD MULTI-UNIT HOUSING	0.00
19	DISBURSED FOR OTHER LOW/MOD ACTIVITIES	814,625.50
20	ADJUSTMENT TO COMPUTE TOTAL LOW/MOD CREDIT	0.00
21	TOTAL LOW/MOD CREDIT (SUM, LINES 17-20)	814,625.50
22	PERCENT LOW/MOD CREDIT (LINE 21/LINE 11)	100.00%

LOW/MOD BENEFIT FOR MULTI-YEAR CERTIFICATIONS

	PY	PY	PY
23	PROGRAM YEARS(PY) COVERED IN CERTIFICATION		
24	CUMULATIVE NET EXPENDITURES SUBJECT TO LOW/MOD BENEFIT CALCULATION		0.00
25	CUMULATIVE EXPENDITURES BENEFITING LOW/MOD PERSONS		0.00
26	PERCENT BENEFIT TO LOW/MOD PERSONS (LINE 25/LINE 24)		0.00

PART IV: PUBLIC SERVICE (PS) CAP CALCULATIONS

27	DISBURSED IN IDIS FOR PUBLIC SERVICES	171,762.30
28	PS UNLIQUIDATED OBLIGATIONS AT END OF CURRENT PROGRAM YEAR	1,254.92
29	PS UNLIQUIDATED OBLIGATIONS AT END OF PREVIOUS PROGRAM YEAR	1,217.00
30	ADJUSTMENT TO COMPUTE TOTAL PS OBLIGATIONS	0.00
31	TOTAL PS OBLIGATIONS (LINE 27 + LINE 28 - LINE 29 + LINE 30)	171,800.22
32	ENTITLEMENT GRANT	753,342.00
33	PRIOR YEAR PROGRAM INCOME	208,160.87
34	ADJUSTMENT TO COMPUTE TOTAL SUBJECT TO PS CAP	0.00
35	TOTAL SUBJECT TO PS CAP (SUM, LINES 32-34)	961,502.87
36	PERCENT FUNDS OBLIGATED FOR PS ACTIVITIES (LINE 31/LINE 35)	17.87%

PART V: PLANNING AND ADMINISTRATION (PA) CAP

37	DISBURSED IN IDIS FOR PLANNING/ADMINISTRATION	101,441.85
38	PA UNLIQUIDATED OBLIGATIONS AT END OF CURRENT PROGRAM YEAR	0.00
39	PA UNLIQUIDATED OBLIGATIONS AT END OF PREVIOUS PROGRAM YEAR	0.00
40	ADJUSTMENT TO COMPUTE TOTAL PA OBLIGATIONS	0.00
41	TOTAL PA OBLIGATIONS (LINE 37 + LINE 38 - LINE 39 +LINE 40)	101,441.85
42	ENTITLEMENT GRANT	753,342.00
43	CURRENT YEAR PROGRAM INCOME	756,105.35
44	ADJUSTMENT TO COMPUTE TOTAL SUBJECT TO PA CAP	0.00
45	TOTAL SUBJECT TO PA CAP (SUM, LINES 42-44)	1,509,447.35
46	PERCENT FUNDS OBLIGATED FOR PA ACTIVITIES (LINE 41/LINE 45)	6.72%

LINE 17 DETAIL: ACTIVITIES TO CONSIDER IN DETERMINING THE AMOUNT TO ENTER ON LINE 17

NONE FOUND

LINE 18 DETAIL: ACTIVITIES TO CONSIDER IN DETERMINING THE AMOUNT TO ENTER ON LINE 18

NONE FOUND

LINE 19 DETAIL: ACTIVITIES INCLUDED IN THE COMPUTATION OF LINE 19

PGM YEAR	PROJ ID	IDIS ACT ID	ACTIVITY NAME	MATRIX CODE	NTL OBJ	DRAWN AMOUNT
----	----	-----	-----	-----	-----	-----
2004	0007	308	CONTRA COSTA SENIOR LEGAL SERVICES	05A	LMC	1,269.14
2005	0004	339	THE BEDFORD CENTER ADULT DAY HEALTH CARE	05A	LMC	1,554.00
2005	0007	342	CONTRA COSTA SENIOR LEGAL SERVICES	05A	LMC	1,248.66
2005	0008	343	CASA CHILDREN AT RISK PROGRAM	05D	LMC	950.00
2005	0016	351	OPTIC DELTA TECHNOLOGY CENTER	05H	LMC	20,000.00
2005	0023	358	OPTIC JOB TRAINING AND PLACEMENT	18A	LMJ	7,500.00
2005	0029	364	NEIGHBORHOOD PRESERVATION PROGRAM	14A	LMH	66,215.42
2005	0029	364	NEIGHBORHOOD PRESERVATION PROGRAM	14A	LMH	15,113.54
2006	0001	369	THE BEDFORD CENTER, ADULT DAY CARE	05A	LMC	4,314.50
2006	0001	369	THE BEDFORD CENTER, ADULT DAY CARE	05A	LMC	1,453.50
2006	0001	369	THE BEDFORD CENTER, ADULT DAY CARE	05A	LMC	4,972.50
2006	0002	370	CITY OF ANTIOCH, SENIOR CITIZEN CENTER	05A	LMC	3,500.00
2006	0002	370	CITY OF ANTIOCH, SENIOR CITIZEN CENTER	05A	LMC	5,500.00
2006	0003	371	CITY OF ANTIOCH, SENIOR NUTRITION PROG.	05A	LMC	4,250.00
2006	0003	371	CITY OF ANTIOCH, SENIOR NUTRITION PROG.	05A	LMC	3,750.00
2006	0004	372	CONTRA COSTA SENIOR LEGAL SERVICES	05A	LMC	1,591.82
2006	0004	372	CONTRA COSTA SENIOR LEGAL SERVICES	05A	LMC	765.50
2006	0004	372	CONTRA COSTA SENIOR LEGAL SERVICES	05A	LMC	3,142.68
2006	0005	373	ILR, LIVING SAFELY AT HOME	05A	LMC	2,162.46
2006	0005	373	ILR, LIVING SAFELY AT HOME	05A	LMC	1,359.00
2006	0005	373	ILR, LIVING SAFELY AT HOME	05A	LMC	1,219.38
2006	0005	373	ILR, LIVING SAFELY AT HOME	05A	LMC	1,259.16
2006	0006	374	LIONS BLIND CENTER, LIVING SKILLS	05B	LMC	936.61
2006	0006	374	LIONS BLIND CENTER, LIVING SKILLS	05B	LMC	860.82
2006	0006	374	LIONS BLIND CENTER, LIVING SKILLS	05B	LMC	1,650.72

2006	0006	374	LIONS BLIND CENTER, LIVING SKILLS	05B	LMC	551.85
2006	0007	375	OMBUDSMAN SERVICES, COMPLAINT RESOLUTION	05A	LMC	977.00
2006	0007	375	OMBUDSMAN SERVICES, COMPLAINT RESOLUTION	05A	LMC	1,250.00
2006	0007	375	OMBUDSMAN SERVICES, COMPLAINT RESOLUTION	05A	LMC	473.00
2006	0007	375	OMBUDSMAN SERVICES, COMPLAINT RESOLUTION	05A	LMC	300.00
2006	0008	376	OMBUDSMAN SERVICES, REP. PAYEE SERVICES	05A	LMC	550.00
2006	0008	376	OMBUDSMAN SERVICES, REP. PAYEE SERVICES	05A	LMC	1,250.00
2006	0008	376	OMBUDSMAN SERVICES, REP. PAYEE SERVICES	05A	LMC	1,312.00
2006	0008	376	OMBUDSMAN SERVICES, REP. PAYEE SERVICES	05A	LMC	1,888.00
2006	0009	377	SENIOR OUTREACH SERVICES, CARE MGMNT.	05A	LMC	2,150.00
2006	0009	377	SENIOR OUTREACH SERVICES, CARE MGMNT.	05A	LMC	1,445.00
2006	0009	377	SENIOR OUTREACH SERVICES, CARE MGMNT.	05A	LMC	905.00
2006	0010	378	CITY OF ANTIOCH, YOUTH SCHOLARSHIPS	05D	LMC	2,385.00
2006	0010	378	CITY OF ANTIOCH, YOUTH SCHOLARSHIPS	05D	LMC	4,615.00
2006	0011	379	COURT APPOINTED SPECIAL ADVOCATES (CASA)	05D	LMC	1,125.00
2006	0011	379	COURT APPOINTED SPECIAL ADVOCATES (CASA)	05D	LMC	1,125.00
2006	0011	379	COURT APPOINTED SPECIAL ADVOCATES (CASA)	05D	LMC	2,250.00
2006	0012	380	EAST BAY GOLF FOUNDATION, FIRST TEE	05D	LMC	5,000.00
2006	0013	381	FOOD BANK OF CONTRA COSTA AND SOLANO	05	LMC	1,875.00
2006	0013	381	FOOD BANK OF CONTRA COSTA AND SOLANO	05	LMC	1,875.00
2006	0013	381	FOOD BANK OF CONTRA COSTA AND SOLANO	05	LMC	1,875.00
2006	0013	381	FOOD BANK OF CONTRA COSTA AND SOLANO	05	LMC	1,875.00
2006	0014	382	COMMUNITY VIOLENCE SOLUTIONS, SAVE PROG.	05	LMC	2,000.00
2006	0014	382	COMMUNITY VIOLENCE SOLUTIONS, SAVE PROG.	05	LMC	2,000.00
2006	0014	382	COMMUNITY VIOLENCE SOLUTIONS, SAVE PROG.	05	LMC	4,000.00
2006	0015	383	NEW CONNECTIONS, HIV/AIDS SERVICES	05	LMC	750.00
2006	0015	383	NEW CONNECTIONS, HIV/AIDS SERVICES	05	LMC	750.00
2006	0015	383	NEW CONNECTIONS, HIV/AIDS SERVICES	05	LMC	750.00
2006	0015	383	NEW CONNECTIONS, HIV/AIDS SERVICES	05	LMC	750.00
2006	0016	384	OPTIC, DELTA TECHNOLOGY CENTER (DTC)	05H	LMC	5,000.00
2006	0016	384	OPTIC, DELTA TECHNOLOGY CENTER (DTC)	05H	LMC	15,000.00
2006	0017	385	SENIOR OUTREACH SRVS., MEALS ON WHEELS	05A	LMC	255.00
2006	0017	385	SENIOR OUTREACH SRVS., MEALS ON WHEELS	05A	LMC	6,875.00
2006	0017	385	SENIOR OUTREACH SRVS., MEALS ON WHEELS	05A	LMC	1,870.00
2006	0018	386	STAND! AGAINST DOMESTIC VIOLENCE	05G	LMC	3,084.06
2006	0018	386	STAND! AGAINST DOMESTIC VIOLENCE	05G	LMC	10,965.55
2006	0018	386	STAND! AGAINST DOMESTIC VIOLENCE	05G	LMC	5,950.39
2006	0019	387	WW MINISTRIES, THE POSITIVE EDGE	05	LMC	1,983.17
2006	0019	387	WW MINISTRIES, THE POSITIVE EDGE	05	LMC	2,333.33
2006	0019	387	WW MINISTRIES, THE POSITIVE EDGE	05	LMC	1,983.50
2006	0019	387	WW MINISTRIES, THE POSITIVE EDGE	05	LMC	700.00
2006	0020	388	CAMBRIDGE SELF-SUFFICIENCY PROGRAM	18C	LMCMC	2,750.14
2006	0020	388	CAMBRIDGE SELF-SUFFICIENCY PROGRAM	18C	LMCMC	2,042.54
2006	0020	388	CAMBRIDGE SELF-SUFFICIENCY PROGRAM	18C	LMCMC	5,207.32
2006	0021	389	CONTRA COSTA CHILD CARE COUNCIL	18C	LMCMC	3,703.39
2006	0021	389	CONTRA COSTA CHILD CARE COUNCIL	18C	LMCMC	3,617.70
2006	0021	389	CONTRA COSTA CHILD CARE COUNCIL	18C	LMCMC	6,178.91

2006	0021	389	CONTRA COSTA CHILD CARE COUNCIL	18C	LMCMC	1,500.00
2006	0022	390	OPTIC, JOB TRAINING AND PLACEMENT	18C	LMC	25,000.00
2006	0022	390	OPTIC, JOB TRAINING AND PLACEMENT	18C	LMC	15,000.00
2006	0022	390	OPTIC, JOB TRAINING AND PLACEMENT	18C	LMC	43,634.27
2006	0022	390	OPTIC, JOB TRAINING AND PLACEMENT	18C	LMC	16,365.73
2006	0023	391	SENIOR OUTREACH SERVICES, HOME CHORE	18C	LMCMC	1,250.00
2006	0023	391	SENIOR OUTREACH SERVICES, HOME CHORE	18C	LMCMC	625.00
2006	0023	391	SENIOR OUTREACH SERVICES, HOME CHORE	18C	LMCMC	625.00
2006	0024	392	SMALL BUSINESS MANAGEMENT DEVELOPMENT CT	18C	LMC	13,111.28
2006	0024	392	SMALL BUSINESS MANAGEMENT DEVELOPMENT CT	18C	LMC	16,888.72
2006	0026	394	NEIGHBORHOOD PRESERVATION PROGRAM	14A	LMH	28.78
2006	0026	394	NEIGHBORHOOD PRESERVATION PROGRAM	14A	LMH	3,762.92
2006	0026	394	NEIGHBORHOOD PRESERVATION PROGRAM	14A	LMH	925.88
2006	0026	394	NEIGHBORHOOD PRESERVATION PROGRAM	14A	LMH	155,085.33
2006	0026	394	NEIGHBORHOOD PRESERVATION PROGRAM	14A	LMH	160.50
2006	0026	394	NEIGHBORHOOD PRESERVATION PROGRAM	14A	LMH	22,881.63
2006	0026	394	NEIGHBORHOOD PRESERVATION PROGRAM	14A	LMH	191.99
2006	0028	396	CITY OF ANTIOCH, PAVEMENT PROJECTS	03K	LMA	259.84
2006	0028	396	CITY OF ANTIOCH, PAVEMENT PROJECTS	03K	LMA	147,102.37
2006	0029	397	PERINATAL COUNCIL, SITE REHAB	03D	LMC	66,135.00

					TOTAL:	814,625.50

CDBG Program Income & RFL (C04PR09) Not a required report

IDIS - C04PR09

U.S. DEPARTMENT OF HOUSING AND URBAN DEVELOPMENT
 OFFICE OF COMMUNITY PLANNING AND DEVELOPMENT
 INTEGRATED DISBURSEMENT AND INFORMATION SYSTEM
 PROGRAM INCOME DETAILS BY FISCAL YEAR AND PROGRAM
 ANTIOCH, CA

DATE: 09-26-07
 TIME: 19:14
 PAGE: 1

REPORT FOR PROGRAM: CDBG
 VOUCHER DATES: ALL

FY	PGM	ASSOCIATED GRANT NUMBER	FUND TYPE	ESTIMATED INCOME FOR YEAR	TRANSACTION	VOUCHER#	VOUCHER CREATED	VOUCHER TYPE	IDIS ACT ID	MATRIX CODE	RECEIPTED/DRAWN AMOUNT
1996	CDBG	B-96-MC-060045	PI	6,944.82	RECEIPTS	1885-001	08-15-97				6,944.82
					DRAWS	150168-001	12-04-97	PY	44	14A	6,944.82
										BALANCE	0.00
1997	CDBG	B-97-MC-060045	PI	22,132.28	RECEIPTS	4077-001	12-04-97		44		22,132.28
						4078-001	12-04-97		103		3,463.77
						10701-001	06-23-98		44		7,728.36
						27567-001	07-09-99		110		19,148.35
					DRAWS	150168-002	12-04-97	PY	44	14A	25,105.68
						150168-003	12-04-97	PY	95	05K	490.37
						212853-001	06-23-98	PY	80	21A	7,728.36
						313728-001	07-09-99	PY	110	14A	19,148.35
										RECEIPTS	52,472.76
										DRAWS	52,472.76

FY	PGM	ASSOCIATED GRANT NUMBER	FUND TYPE	ESTIMATED INCOME FOR YEAR	TRANSACTION	VOUCHER#	VOUCHER CREATED	VOUCHER TYPE	IDIS ACT ID	MATRIX CODE	RECEIPTED/DRAWN AMOUNT	

											BALANCE	0.00
1998	CDBG	B-98-MC-060045	PI	21,544.77	RECEIPTS	15595-001	10-13-98		110		21,158.70	
						15596-001	10-13-98		109		386.07	
						20461-001	02-05-99		110		25,927.36	
						23129-001	04-13-99		110		18,391.77	
						24847-001	05-20-99		110		257.38	
					DRAWS	242159-001	10-13-98	PY	94	05	1,250.00	
						242167-001	10-13-98	PY	97	05A	4,343.00	
						242172-001	10-13-98	PY	109	14B	15,951.77	
						272434-001	02-05-99	PY	109	14B	25,927.36	
						290459-001	04-13-99	PY	110	14A	18,391.77	
						300557-001	05-20-99	PY	101	05D	257.38	
											RECEIPTS	66,121.28
											DRAWS	66,121.28

											BALANCE	0.00
1998	CDBG	B-98-MC-060045	RL	60,000.00	RECEIPTS	35396-001	12-28-99	HP	110	14A	19,519.59	
						39356-001	03-29-00	HP	110	14A	58,752.37	
						40718-001	04-26-00		110	14A	526.40	
						44432-001	06-28-00	HP	110		1,033.10	
					DRAWS	371642-002	12-28-99	PY	110	14A	19,519.59	
						421042-001	04-05-00	PY	110	14A	25,457.00	
						462568-001	04-26-00	PY	110	14A	9,858.50	
						516141-001	06-28-00	PY	110	14A	6,835.50	
						568945-001	10-31-00	PY	165	14A	18,160.87	
											RECEIPTS	79,831.46
											DRAWS	79,831.46

											BALANCE	0.00
1999	CDBG	B-99-MC-060045	PI	30,000.00	RECEIPTS	55731-001	01-29-01		165		11,335.64	
						59256-001	03-30-01	HP	165		1,463.42	
						59280-001	03-30-01	HP	165		200.00	
					DRAWS	596899-004	01-29-01	PY	165	14A	11,335.64	
						618293-001	03-30-01	PY	165	14A	1,463.42	
						621206-001	04-10-01	PY	165	14A	200.00	

FY	PGM	ASSOCIATED GRANT NUMBER	FUND TYPE	ESTIMATED INCOME FOR YEAR	TRANSACTION	VOUCHER#	VOUCHER CREATED	VOUCHER TYPE	IDIS ACT ID	MATRIX CODE	RECEIPTED/DRAWN AMOUNT
											RECEIPTS 12,999.06
											DRAWS 12,999.06
											----- BALANCE 0.00
2000	CDBG	B-00-MC-060045	PI	70,000.00	RECEIPTS	51036-001	10-25-00	HP	165		46,528.78
						59756-001	04-10-01	HP	165		191.19
						61043-001	04-27-01	HP	164		25,000.00
						62644-002	05-22-01	HP	165		28,651.71
						62646-001	05-22-01	HP	164		36,620.56
						67008-001	08-06-01	HP	165		191.40
						69688-001	09-26-01	HP	216		48,403.73
						73107-001	11-27-01	HP	216		16,776.35
						75793-001	01-11-02	HP	216		42,704.58
						76199-001	01-18-02	HP	216		128.69
						80191-001	03-25-02	HP	218		20,628.56
					DRAWS	566850-001	10-25-00	PY	165	14A	9,967.13
						596899-005	01-29-01	PY	165	14A	19,619.61
						618293-002	03-30-01	PY	165	14A	7,645.08
						621206-002	04-10-01	PY	165	14A	3,500.00
						627933-001	04-27-01	PY	165	14A	3,250.00
						627933-002	04-27-01	PY	164	14B	25,000.00
						661412-002	08-06-01	PY	165	14A	31,581.26
						661412-003	08-06-01	PY	164	14B	1,612.00
						678375-002	09-26-01	PY	218	14B	14,380.00
						679596-001	09-28-01	PY	216	14A	48,403.73
						699185-002	11-27-01	PY	216	14A	11,596.27
						699775-001	11-28-01	PY	216	14A	5,180.08
						714826-001	01-14-02	PY	216	14A	29,603.65
						717068-002	01-18-02	PY	216	14A	13,229.62
						737546-001	03-18-02	PY	216	14A	20,628.56
						740309-001	03-25-02	PY	218	14B	9,900.00
						742203-001	03-29-02	PY	216	14A	8,020.25
						744519-001	04-05-02	PY	216	14A	2,708.31
											RECEIPTS 265,825.55
											DRAWS 265,825.55
											----- BALANCE 0.00
2001	CDBG	B-01-MC-060045	PI	150,000.00	RECEIPTS	79761-002	03-25-02	HP	216		110,359.62

80428-001	03-29-02	HP	216	128.69
86364-001	04-26-02	HP	216	178.69
89113-001	06-12-02			128.69
90525-001	07-02-02			128.64
100300-001	11-18-02	HP		257.38

DRAWS	737546-002	03-18-02	PY	216	14A	29,808.43
	744519-002	04-05-02	PY	216	14A	11,912.69
	746788-001	04-12-02	PY	218	14B	7,925.00
	746962-001	04-12-02	PY	216	14A	52,145.95
	752319-002	04-26-02	PY	216	14A	6,762.46
	752319-008	04-26-02	PY	206	05A	2,112.47
	768022-002	06-12-02	PY	218	14B	128.69
	776376-002	07-02-02	PY	218	14B	128.64
	823425-002	11-18-02	PY	264	14A	257.38

RECEIPTS	111,181.71
DRAWS	111,181.71
BALANCE	0.00

2001	CDBG	B-01-MC-060045	RL	200,000.00	RECEIPTS	89114-001	06-12-02	HP	216	14A	45,344.08
						90528-001	07-02-02	HP	216	14A	374.63
						97884-001	10-15-02	HP	265	14A	22,906.54
						100299-001	11-18-02	HP	265	14A	1,241.25
					DRAWS	777213-001	07-08-02	PY	233	14A	24,765.91
						781433-004	07-18-02	PY	233	14A	5,690.00
						789226-001	08-09-02	PY	233	14A	14,589.10

FY	PGM	ASSOCIATED GRANT NUMBER	FUND TYPE	ESTIMATED INCOME FOR YEAR	TRANSACTION	VOUCHER#	VOUCHER CREATED	VOUCHER TYPE	IDIS ACT ID	MATRIX CODE	RECEIPTED/DRAWN AMOUNT
						811718-001	10-15-02	PY	265	14A	23,412.07
						823425-004	11-18-02	PY	265	14A	150.24
						860680-001	03-07-03	PY	265	14A	1,259.18
										RECEIPTS	69,866.50
										DRAWS	69,866.50
										BALANCE	0.00

2002	CDBG	B-02-MC-060045	PI	20,000.00	RECEIPTS	97881-001	10-15-02	HP	268		3,289.74
						106162-001	02-18-03	HP			685.95
						110672-001	04-25-03	HP			257.38
						112626-001	05-28-03	HP			278.69

						115986-001	07-10-03	HP				128.69
					DRAWS	811688-004	10-15-02	PY	268	14B		3,289.74
						854153-003	02-18-03	PY	268	14B		685.95
						878315-003	04-25-03	PY	268	14B		257.38
						888963-002	05-28-03	PY	264	14A		278.69
						904455-003	07-10-03	PY	268	14B		128.69
										RECEIPTS		4,640.45
										DRAWS		4,640.45

										BALANCE		0.00
2002	CDBG	B-02-MC-060045	RL	100,000.00	RECEIPTS	102177-001	12-17-02	HP	265	14A		1,241.25
						106163-002	02-18-03	HP	265	14A		19,971.28
						107418-001	03-07-03	HP	265	14A		49,845.73
						110673-001	04-25-03	HP	265	14A		27,200.83
					DRAWS	860680-002	03-07-03	PY	265	14A		15,865.53
						878608-001	04-28-03	PY	265	14A		52,631.36
						888963-023	05-28-03	PY	265	14A		8,106.67
						904455-008	07-10-03	PY	265	14A		20,414.28
						922573-001	08-28-03	PY	265	14A		0.10
						930465-002	09-19-03	PY	290	14A		1,241.15
										RECEIPTS		98,259.09
										DRAWS		98,259.09

										BALANCE		0.00
2003	CDBG	B-03-MC-060045	PI	5,000.00	RECEIPTS	121357-002	09-19-03	HP				386.07
						125005-001	11-17-03	HP				257.38
<u>FY</u>	<u>PGM</u>	<u>ASSOCIATED GRANT NUMBER</u>	<u>FUND TYPE</u>	<u>ESTIMATED INCOME FOR YEAR</u>	<u>TRANSACTION</u>	<u>VOUCHER#</u>	<u>VOUCHER CREATED</u>	<u>VOUCHER TYPE</u>	<u>IDIS ACT ID</u>	<u>MATRIX CODE</u>		<u>RECEIPTED/DRAWN AMOUNT</u>
----	----	-----	----	-----	-----	-----	-----	-----	-----	-----		-----
						131669-001	02-24-04	HP				257.38
						136069-001	04-27-04	HP		14A		386.07
						138270-001	05-26-04	HP				128.69
						142673-001	07-20-04	HP				128.69
					DRAWS	930433-002	09-19-03	PY	289	14B		236.07
						930465-001	09-19-03	PY	289	14B		150.00
						951604-020	11-17-03	PY	291	21A		257.38
						985758-002	02-24-04	PY	289	14B		257.38
						1008535-002	04-27-04	PY	274	05D		386.07

						1038567-004	07-20-04	PY	291	21A	257.38
										RECEIPTS	1,544.28
										DRAWS	1,544.28
										BALANCE	0.00
2003	CDBG	B-03-MC-060045	RL	350,000.00	RECEIPTS	121358-001	09-19-03	HP	290	14A	162,523.38
						125006-001	11-17-03	HP	290	14A	20,869.02
						129150-001	01-15-04	HP	290	14A	178.14
						131670-001	02-24-04	HP	290	14A	24,994.73
						136070-001	04-27-04	HP	290	14A	432.56
						138271-001	05-26-04	HP	290	14A	73,725.31
						157882-002	03-03-05	HP	290	14A	27,436.00
					DRAWS	930465-003	09-19-03	PY	290	14A	75,712.67
						951604-021	11-17-03	PY	290	14A	8,327.97
						971765-005	01-15-04	PY	290	14A	9,362.05
						985758-020	02-24-04	PY	290	14A	632.83
						1008535-016	04-27-04	PY	290	14A	7,981.74
						1019717-008	05-26-04	PY	290	14A	33,505.76
						1044481-017	08-06-04	PY	290	14A	27,000.36
						1044491-001	08-06-04	PY	290	14A	3,351.45
						1047431-003	08-16-04	PY	290	14A	13.40
						1049517-006	08-20-04	PY	290	14A	735.00
						1078768-017	11-12-04	PY	290	14A	18,322.19
						1098734-005	01-11-05	PY	290	14A	74.34
						1117727-004	03-03-05	PY	290	14A	25,202.51
						1130174-001	04-08-05	PY	290	14A	678.35
						1141616-001	05-09-05	PY	290	14A	657.48
						1156195-006	06-17-05	PY	290	14A	1,467.43
						1179420-001	08-22-05	PY	290	14A	4,612.45
						1248787-009	03-06-06	PY	364	14A	92,521.16
										RECEIPTS	310,159.14
										RECEIPTED/DRAWN	AMOUNT
										DRAWS	310,159.14
										BALANCE	0.00
2004	CDBG	B-04-MC-060045	PI	3,000.00	RECEIPTS	150429-001	11-12-04				643.45
						154234-001	01-11-05				128.69
						157883-001	03-03-05	HP			257.38
						160668-001	04-08-05	HP		14A	47.31
						179462-001	12-22-05	HP		14A	47,224.08

					DRAWS	1078768-002	11-12-04	PY	289	14B	643.45
						1098734-004	01-11-05	PY	335	21A	128.69
						1117727-003	03-03-05	PY	322	05G	257.38
						1130153-002	04-08-05	PY	335	21A	47.31
						1227253-001	01-06-06	PY	363	21A	47,224.08
										RECEIPTS	48,300.91
										DRAWS	48,300.91
										BALANCE	0.00
2004	CDBG	B-04-MC-060045	RL	400,000.00	RECEIPTS	150430-001	11-12-04	HP	290	14A	83,313.83
						154236-001	01-11-05	HP	290	14A	57,612.00
						156879-001	02-17-05	HP	290	14A	47,649.31
						160688-001	04-08-05	HP		14A	678.35
						162952-001	05-09-05	HP		14A	37,866.64
						165762-001	06-17-05	HP		14A	525.29
						170513-001	08-22-05	HP		14A	694.25
						179339-002	12-22-05	HP		14A	122,106.65
					DRAWS	1248787-010	03-06-06	PY	364	14A	32,392.06
						1253504-001	03-17-06	PY	364	14A	25,679.61
						1261118-001	04-07-06	PY	364	14A	226,159.23
						1301862-001	07-26-06	PY	364	14A	66,215.42
										RECEIPTS	350,446.32
										DRAWS	350,446.32
										BALANCE	0.00
2005	CDBG	B-05-MC-060045	RL	300,000.00	RECEIPTS	184487-001	03-03-06	HP		14A	31,945.74
						192330-001	06-23-06	HP		14A	6,190.15
						194427-001	07-24-06	HP		14A	596.85
						204241-001	12-08-06	HP		14A	244,442.53
FY	PGM	ASSOCIATED GRANT NUMBER	FUND TYPE	ESTIMATED INCOME FOR YEAR	TRANSACTION	VOUCHER#	VOUCHER CREATED	VOUCHER TYPE	IDIS ACT ID	MATRIX CODE	RECEIPTED/DRAWN AMOUNT
					DRAWS	1301862-002	07-26-06	PY	364	14A	15,113.54
						1312644-021	08-24-06	PY	364	14A	255.38
						1372521-001	02-05-07	PY	394	14A	3,762.92
						1389602-007	03-23-07	PY	394	14A	925.88
						1404782-001	05-03-07	PY	394	14A	155,085.33
						1414409-001	06-01-07	PY	394	14A	22,881.63
						1427268-006	07-06-07	PY	394	14A	191.99

						1438450-024	08-07-07	PY	394	14A	160.50
						1445705-004	08-28-07	PY	394	14A	28.78
										RECEIPTS	283,175.27
										DRAWS	198,405.95
										BALANCE	84,769.32
2006	CDBG	B-06-MC-060045	PI	65,000.00	RECEIPTS	208261-001	02-05-07	HP		14A	63,395.38
					DRAWS	1455154-001	09-24-07	PY	393	21A	63,395.38
										BALANCE	0.00
2006	CDBG	B-06-MC-060045	RL	350,000.00	RECEIPTS	208254-001	02-05-07	HP		14A	333,727.85
						211444-001	03-23-07	HP		14A	71,394.58
						214321-001	05-03-07	HP		14A	40,345.00
						215920-001	06-01-07	HP		14A	2,203.16
										RECEIPTS	447,670.59
										DRAWS	0.00
										BALANCE	447,670.59

SECTION THREE

APPENDIX

APPENDIX A

Lower Income Areas by Block Group - Based on 2000 Census

The table below shows the breakdown of census tracts and block groups in Antioch presented in descending order of percentage of lower income residents. The upper quartile level are highlighted in yellow and the low/mod CDBG-eligible census tracts are highlighted in green and yellow.

Low/Mod Census Tracts in Antioch				
Census Tract	Block Group	Total Residents	Total Low/Mod	Low/Mod %
3072.01	2	364	303	83
3050.00	5	266	221	83
3050.00	6	279	208	75
3050.00	3	359	254	71
3050.00	1	398	279	70
3050.00	2	370	256	69
3072.02	1	1,495	982	66
3060.01	5	560	368	66
3072.05	1	663	433	65
3071.02	1	294	185	63
3080.01	1	227	143	63
3071.02	3	504	311	62
3050.00	4	595	356	60
3071.02	2	420	238	57
3060.01	4	605	336	56
3072.05	2	919	509	55
3060.02	1	518	265	51
3071.01	1	576	292	51
3131.03	1	1,098	545	50
3060.01	3	618	303	49
3080.01	4	396	172	43
3060.01	1	440	185	42
3060.01	2	743	306	41
3072.04	1	288	117	41
3071.02	4	496	196	40
3060.02	2	587	200	34
3072.04	3	307	104	34
3072.04	4	602	203	34
3080.01	5	461	157	34
3072.05	4	701	214	31
3090.00	3	285	83	29
3072.01	1	564	161	29
3072.04	2	174	47	27
3080.01	3	584	157	27
3071.01	2	350	89	25

Low/Mod Census Tracts in Antioch (Cont'd)				
Census Tract	Block Group	Total Residents	Total Low/Mod	Low/Mod %
3072.05	3	426	102	24
3080.01	2	831	201	24
3551.06	1	504	114	23
3071.01	3	595	109	18
3032.00	3	4,200	761	18
3551.01	1	4,552	689	15
3020.04	1	1,877	265	14
3080.02	1	1,203	158	13
3551.06	2	2,058	241	12
3551.06	3	578	60	10

APPENDIX B

**SUMMARY OF HOUSING ACCOMPLISHMENTS
CDBG, PI, RLF & ADA**

PRIORITY NEED CATEGORY		ACTUAL UNITS
		CDBG & ADA
Renters		
	0-30% of MFI	0
	31-50% of MFI	0
	51-80% of MFI	0
Total (Renters)		0
Owners		
	0-30% of MFI	3
	31-50% of MFI	7
	51-80% of MFI	3
Total (Owners)		13
Homeless*		
	Individuals	1,164
	Families	0
Total (Homeless)		1,164
Non-Homeless Special Needs		
	Total	0
Total Housing		1,177

* Homeless families and individuals assisted with transitional and permanent housing.

APPENDIX C

CONTRA COSTA CONSORTIUM HIGH PRIORITY NEEDS

The following lists summarize the HIGH priority Housing and Non-Housing Community Development needs identified in the Contra Costa Consortium 2005-2009 Consolidated Plan. The High Priority Needs of each participating jurisdiction must be consistent with these identified needs.

Housing Related Priority Needs (H-1 through H-9)

- H-1. Affordable Rental Housing - Expand housing opportunities for lower income households through an increase in the supply of decent, safe and affordable rental housing and of rental assistance.
- H-2. Affordable Ownership Housing - Increase homeownership opportunities for lower income households.
- H-3. Affordable Housing Preservation - Maintain and preserve affordable housing stock.
- H-4. Public Housing - Improve the public housing stock.
- H-5. Continuum of Care - Adopt the Continuum of Care Plan as the overall approach to addressing homelessness in the City and the Consortium.
- H-6. Homeless Shelters/Housing - Assist the homeless and those at risk of becoming homeless by helping to provide emergency and transitional housing, permanent affordable housing, and appropriate supportive services.
- H-7. Supportive Housing - Increase the supply of appropriate and supportive housing for special needs populations.
- H-8. Reduce Housing Discrimination - Alleviate problems of housing discrimination.
- H-9. Reduce Development Constraints - Remove constraints to affordable housing development.

Non-Housing Community Development Related Priority Needs (CD-1 through CD-13)

- CD-1. Economic Development - Reduce the number of persons below the poverty level, expand economic opportunities for low- and moderate-income residents, and increase the viability of neighborhood commercial areas.
- CD-2. Infrastructure/Public Facilities - Maintain quality recreational, public facilities, and adequate infrastructure and ensure access for the mobility impaired.
- CD-3. Accessibility Improvements - Continue to identify and address physical access barriers to public facilities and infrastructure as required by the Americans with Disabilities Act.
- CD-4. Homeless Services - Reduce incidence of homelessness and assist in alleviating the needs of the homeless.
- CD-5. Special Needs/Prevention - Ensure access to programs that promote prevention and early intervention related to a variety of social concerns such as domestic violence, HIV/AIDS, substance abuse, and illiteracy.

- CD-6. Special Needs/Services - Ensure that opportunities and services are provided to improve the quality of life and independence for person with special needs such as frail elderly, disabled persons, abused children, those with substance abuse problems, illiterate adults, battered spouses, and persons with HIV/AIDS.
- CD-7. Communities - Target resources to underserved areas to ensure that the community and neighborhoods are safe and provide a high quality of life.
- CD-8. Families - Promote and support programs that assist families to be safe, stable, and nurturing.
- CD-9. Seniors - Enhance the quality of life of senior citizens and enable them to maintain independence.
- CD-10. Youth - Increase opportunities for children/youth to be healthy, succeed in school and prepare for productive adulthood.
- CD-11. Historic Preservation - Preserve and protect historic properties for the use and enjoyment of citizens, primarily of lower income, or to eliminate conditions of blight.
- CD-12. Fair Housing - Continue to promote fair housing activities and affirmatively further fair housing.
- CD-13. Administration/Planning - Support development of viable urban communities through extending and strengthening partnerships among all levels of government and the private sector and administer federal grant programs in a fiscally prudent manner.

APPENDIX D

COMMUNITY DEVELOPMENT BLOCK GRANT FUNDS FOR FY 2006-2007

<u>ACTIVITY DESCRIPTION</u>		<u>AMOUNT FUNDED²</u>	<u>AMOUNT EXPENDED</u>
A. HOUSING			
Neighborhood Revitalization Program	CDBG RLF	\$ 247,600	\$183,037.03
	SUBTOTAL:	\$ 247,600	\$183,037.03
B. ECONOMIC DEVELOPMENT			
Cambridge Community Center (Economic Self-Sufficiency)	CDBG	\$ 10,000	\$ 10,000
City of Antioch (Economic Development Project)	CDBG	\$ 130,000	\$ 0
Contra Costa Child Care Council (Road to Success)	CDBG	\$ 15,000	\$ 15,000
Opportunity Junction, formerly OPTIC (Job Training & Placement)	CDBG	\$ 100,000	\$ 100,000
Senior Outreach Services (Home Chore)	CDBG	\$ 2,500	\$ 2,500
Workforce Development Board (Small Business Mgmt. Assistance Program)	CDBG	\$ 30,000	\$ 30,000
C. INFRASTRUCTURE/PUBLIC FACILITY IMPROVEMENTS			
City of Antioch (Pavement Projects)	CDBG	\$ 215,000	\$147,362.21
The Perinatal Council (Building Rehabilitation)	CDBG	\$ 66,135	\$ 66,135
	SUBTOTAL:	\$ 568,635	\$ 370,997.21
D. PUBLIC SERVICES			
The Bedford Center (Adult Day Health Care Program)	CDBG	\$ 15,400	\$10,740.50
City of Antioch (Antioch Senior Citizens Center)	CDBG	\$ 9,000	\$ 9,000
City of Antioch (Senior Nutrition Program)	CDBG	\$ 8,000	\$ 8,000
City of Antioch (Antioch Youth Activity Scholarship/Fee Assistance Program)	CDBG	\$ 7,000	\$ 7,000
Community Violence Solutions (Sexual Assault Victim Empowerment)	CDBG	\$ 8,000	\$ 8,000
Contra Costa Senior Legal Services (Legal Services for the Elderly)	CDBG	\$ 5,500	\$ 5,500
Court Appointed Special Advocates (CASA - Children at Risk)	CDBG	\$ 4,500	\$ 4,500
East Bay Golf Foundation (The First Tee of Contra Costa)	CDBG	\$ 5,000	\$ 5,000
Food Bank of Contra Costa and Solano (Food Distribution)	CDBG	\$ 7,500	\$ 7,500
Independent Living Resources (Living Safely at Home Program)	CDBG	\$ 6,000	\$ 6,000
Lions Center for the Visually Impaired (Independent Living Skills)	CDBG	\$ 4,000	\$ 4,000
New Connections (HIV/AIDS Services)	CDBG	\$ 3,000	\$ 3,000
Ombudsman Services (Ombudsman Program & Representative Payee)	CDBG & PI*	\$ 8,000	\$ 8,000
Senior Outreach Services (Care Management Services)	CDBG	\$ 4,500	\$ 4,500
Senior Outreach Services (Meals On Wheels)	CDBG PI*	\$ 9,000	\$ 9,000
STAND! Against Domestic Violence (Domestic Violence Services)	CDBG	\$ 20,000	\$ 20,000
OPTIC (Delta Technology Center)	CDBG PI*	\$ 20,000	\$ 20,000
WW Ministries (Positive Edge Program)	CDBG PI*	\$ 7,000	\$ 7,000
	SUBTOTAL:	\$ 151,400	\$ 146,740.50
E. PLANNING/ADMINISTRATION			
City of Antioch, Program Admin (Salary, Benefits, Overhead)	CDBG	\$ 150,668	\$ 97,124.78
	SUBTOTAL:	\$ 150,668	\$ 97,124.78
2006-2007 CDBG BUDGET TOTAL		\$1,118,303	\$797,899.52

F. CDBG PROGRAM INCOME

		AMOUNT ESTIMATED	AMOUNT RECEIVED
CDBG Program Income & Revolving Loan Fund*	CDBG PI & RLF	\$ 256,000	\$511,065.97
* Projected program income for FY 06-07 was approximately \$256,000 of which 15% (approximately \$38,400) can be used to fund public service activities; a total of \$38,400 was used in this manner.			

ANTIOCH DEVELOPMENT AGENCY FUNDS FOR FY 2006-2007

<u>ACTIVITY DESCRIPTION</u>		<u>AMOUNT FUNDED</u>	<u>AMOUNT EXPENDED</u>
A. HOUSING			
Mt. Diablo Habitat for Humanity	ADA	\$ 380,000 [^]	\$ 380,000
West Rivertown II Apartments, Phase II	ADA	\$ 1,458,40 [^]	\$ 1,458,400
Christian Church Senior Housing	ADA	\$ 1,500,00 [^]	\$ 0
Rental Rehabilitation Loan Program	ADA	\$ 200,000	\$ 10,800
Neighborhood Revitalization Program	ADA	\$ 282,400	\$ 243,502.97
First-Time Homebuyer Program, East Bay Delta	ADA	\$ 200,000	\$ 180,000
	SUBTOTAL:	\$4,020,800	\$2,272,702.97
B. ECONOMIC DEVELOPMENT			
None		\$ 0	\$ 0
C. INFRASTRUCTURE/PUBLIC FACILITY IMPROVEMENTS			
None		\$ 0	\$ 0
	SUBTOTAL:	\$ 0	\$ 0
D. PUBLIC SERVICES			
Contra Costa County Homeless Program (Emergency Shelter)	ADA	\$ 15,000	\$ 15,000
Contra Costa Crisis Center (Homeless Hotline)	ADA	\$ 10,000	\$ 10,000
Housing Rights, Inc. (Fair Housing)	ADA	\$ 10,000	\$ 9,344.82
Housing Rights, Inc. (Tenant/Landlord Counseling)	ADA	\$ 20,000	\$ 18,769.08
La Raza Centro Legal, Inc. (Housing Counseling)	ADA	\$ 5,000	\$ 5,000
Pacific Community Services, Inc. (Housing Counseling)	ADA	\$ 10,000	\$ 9,414.88
SHELTER, Inc. (Emergency Housing & Rental Assistance)	ADA	\$ 10,000	\$ 10,000
	SUBTOTAL:	\$ 80,000	\$ 77,528.78
F. PLANNING/ADMINISTRATION			
None		\$ 0	\$ 0
	SUBTOTAL:	\$ 0	\$ 0
<hr/> 2006-2007 ADA BUDGET TOTAL		\$4,100,800	\$2,350,231.75

[^] City Council approved ADA amounts for the Mt. Diablo Habitat for Humanity, West Rivertown II Apartments and Christian Church Senior Housing projects in FY 2004-05. For reporting purposes, these amounts will be considered 'Amount Funded' until project is completed. At that completion point, the amounts will be reported as 'Amount Expended.' In addition, the FY 04-05 CAPER and FY 05-06 Action Plan indicated that a total of \$1,838,400 in ADA funds was awarded to both the West Rivertown Apartments and Habitat for Humanity housing projects. The individual amounts are broken out in this table: Rivertown was allocated \$1,458,400 and Habitat \$380,000 which equal the \$1,838,400 total.

APPENDIX E
LEGAL NOTICE

APPENDIX F

FIRST TIME HOMEBUYER PROGRAM PRESS RELEASE

New Home Buyer

The purchase of a new home is probably one of the biggest financial endeavors that you embark on. A thorough understanding of the home purchasing process, its challenges and its opportunities, is essential in making sure that you are successful.

The Bay Area Home Buyer Agency sponsors numerous Home Buyer Education Seminars, which give potential homebuyers clear guidance on the steps you need to take to home ownership.

Topics covered in the seminars include:

- * Understanding your credit
- * Key decisions for potential homeowners
- * Financial considerations and requirements for homeownership
- * The home loan prequalification and approval process
- * How to search for a home
- * Homebuyer programs available in the Bay Area

During the seminar you will be given a comprehensive information packet, which contains details about the homebuyer counseling, programs and other resources. Refreshments will be served and you will also have the opportunity to pose any questions to the presenter. The seminars are free of charge and open to anyone who registers online.

[For more information and to register, please visit <http://education.myHomeGateway.com>](http://education.myHomeGateway.com)".











APPENDIX G


EAST BAY AFFORDABLE HOUSING WEEK GUIDEBOOK 2007 AD

The Cities and County of Contra Costa
are Creating VIBRANT Communities



Federal, State, Local and Private Funding SUPPORT...

-  Affordable Homeownership and Rental Opportunities
-  Housing for Seniors, Homeless, Disabled and Persons with AIDS
-  First Time Homebuyers Assistance
-  Housing Rehabilitation
-  Neighborhood Preservation
-  Transitional Housing
-  Supportive Living
-  Elimination of Slum & Blight
-  Lead Based Paint Hazard Reduction
-  Fair Housing Activities



Call for more information!

Contra Costa County
(925) 315-7294
City of Antioch
(925) 779-7013
City of Concord
(925) 671-3264
City of Pittsburg
(925) 419-0622
City of Richmond
(510) 307-8140
City of Walnut Creek
(925) 943-2899 x208

Report from HUD on CAPER PI, RLF Revisions

IDIS - C04PR01

U.S. DEPARTMENT OF HOUSING AND URBAN DEVELOPMENT
 OFFICE OF COMMUNITY PLANNING AND DEVELOPMENT
 INTEGRATED DISBURSEMENT AND INFORMATION SYSTEM
 HUD GRANTS AND PROGRAM INCOME
 ANTIOCH, CA

DATE: 09-26-07
 TIME: 19:20
 PAGE: 1

PGM	FUND TYPE	GRANT NUMBER	AUTHORIZED AMOUNT	SUBALLOCATED AMOUNT	COMMITTED TO ACTIVITIES	NET DRAWN AMOUNT	AVAILABLE TO COMMIT	AVAILABLE TO DRAW
CDBG	EN	B-90-MC-060045	337,000.00	0.00	337,000.00	337,000.00	0.00	0.00
		B-91-MC-060045	376,000.00	0.00	376,000.00	376,000.00	0.00	0.00
		B-92-MC-060045	412,000.00	0.00	412,000.00	412,000.00	0.00	0.00
		B-93-MC-060045	579,000.00	0.00	579,000.00	579,000.00	0.00	0.00
		B-94-MC-060045	630,000.00	0.00	630,000.00	630,000.00	0.00	0.00
		B-95-MC-060045	743,000.00	0.00	743,000.00	743,000.00	0.00	0.00
		B-96-MC-060045	729,000.00	0.00	729,000.00	729,000.00	0.00	0.00
		B-97-MC-060045	719,000.00	0.00	719,000.00	719,000.00	0.00	0.00
		B-98-MC-060045	703,000.00	0.00	703,000.00	703,000.00	0.00	0.00
		B-99-MC-060045	707,000.00	0.00	707,000.00	707,000.00	0.00	0.00
		B-00-MC-060045	716,000.00	0.00	716,000.00	716,000.00	0.00	0.00
		B-01-MC-060045	748,000.00	0.00	748,000.00	748,000.00	0.00	0.00
		B-02-MC-060045	745,000.00	0.00	745,000.00	745,000.00	0.00	0.00
		B-03-MC-060045	887,000.00	0.00	887,000.00	887,000.00	0.00	0.00
		B-04-MC-060045	887,000.00	0.00	887,000.00	887,000.00	0.00	0.00
		B-05-MC-060045	840,848.00	0.00	481,399.67	481,399.67	359,448.33	359,448.33
		B-06-MC-060045	753,342.00	0.00	0.00	0.00	753,342.00	753,342.00
		B-07-MC-060045	748,701.00	0.00	0.00	0.00	748,701.00	748,701.00
			12,260,891.00	0.00	10,399,399.67	10,399,399.67	1,861,491.33	1,861,491.33
CDBG	PI	B-96-MC-060045	6,944.82	0.00	6,944.82	6,944.82	0.00	0.00
		B-97-MC-060045	52,472.76	0.00	52,472.76	52,472.76	0.00	0.00
		B-98-MC-060045	66,121.28	0.00	66,121.28	66,121.28	0.00	0.00
		B-99-MC-060045	12,999.06	0.00	12,999.06	12,999.06	0.00	0.00
		B-00-MC-060045	265,825.55	0.00	265,825.55	265,825.55	0.00	0.00
		B-01-MC-060045	111,181.71	0.00	111,181.71	111,181.71	0.00	0.00
		B-02-MC-060045	4,640.45	0.00	4,640.45	4,640.45	0.00	0.00
		B-03-MC-060045	1,544.28	0.00	1,544.28	1,544.28	0.00	0.00
		B-04-MC-060045	48,300.91	0.00	48,300.91	48,300.91	0.00	0.00
		B-06-MC-060045	63,395.38	0.00	63,395.38	63,395.38	0.00	0.00
			633,426.20	0.00	633,426.20	633,426.20	0.00	0.00
CDBG	RL	B-98-MC-060045	79,831.46	0.00	79,831.46	79,831.46	0.00	0.00
		B-01-MC-060045	69,866.50	0.00	69,866.50	69,866.50	0.00	0.00
		B-02-MC-060045	98,259.09	0.00	98,259.09	98,259.09	0.00	0.00
		B-03-MC-060045	310,159.14	0.00	310,159.14	310,159.14	0.00	0.00

B-04-MC-060045	350,446.32	0.00	350,446.32	350,446.32	0.00	0.00
B-05-MC-060045	283,175.27	0.00	198,405.95	198,405.95	84,769.32	84,769.32
B-06-MC-060045	447,670.59	0.00	0.00	0.00	447,670.59	447,670.59
	-----	-----	-----	-----	-----	-----
	1,639,408.37	0.00	1,106,968.46	1,106,968.46	532,439.91	532,439.91