


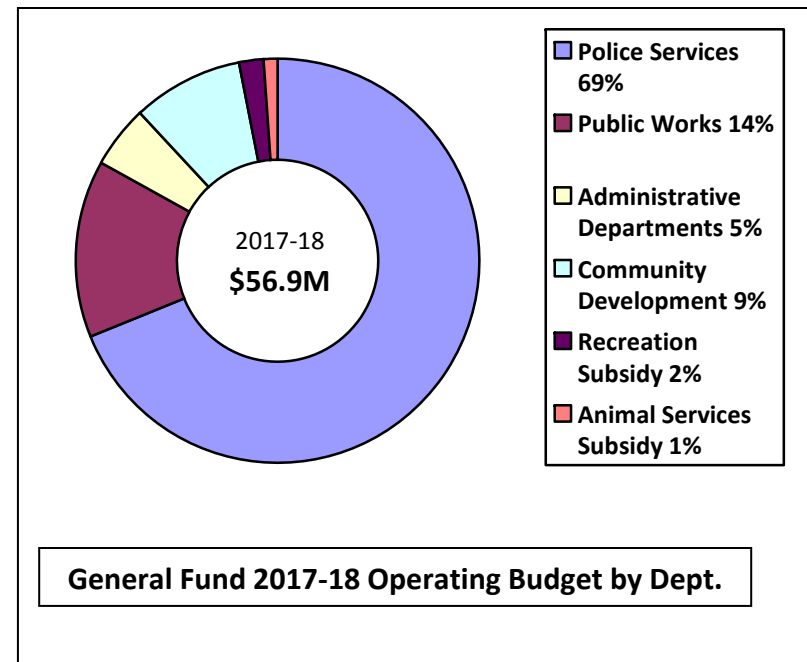
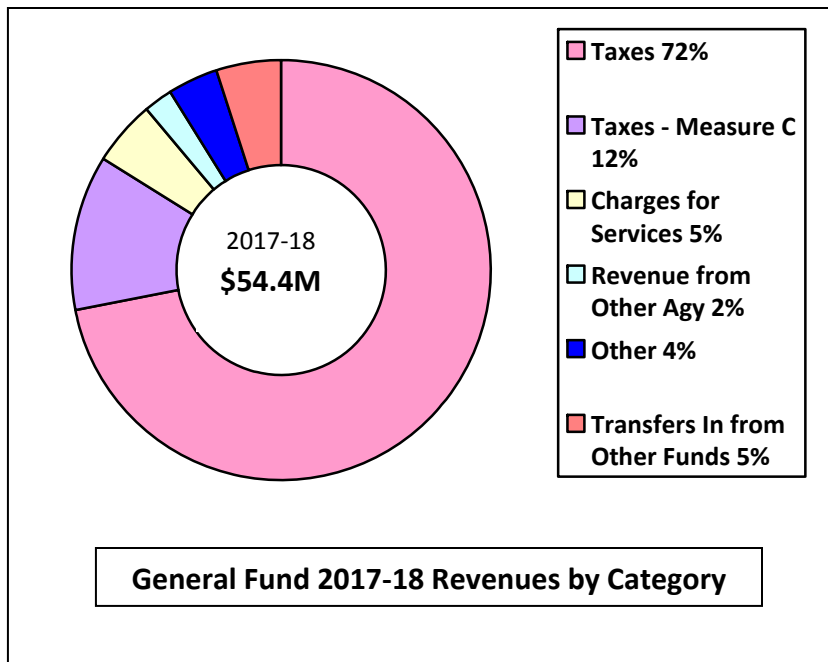
CITY OF ANTIOCH FISCAL YEAR 2018 BUDGET FACTS



SECOND QUARTER BUDGET UPDATE

A budget is adopted annually covering all services and runs from July 1 to June 30 each fiscal year. The budget is segregated by fund type and then by individual fund based upon the legally allowable use of monies received. The complete budget adopted for fiscal year 2017-18 can be viewed on the City's website at www.ci.antioch.ca.us/CityGov/Finance.

The main operating fund of the City is the General Fund which funds most of the day-to-day services the City provides. For fiscal year 2017-18, total budgeted General Fund revenues are \$54,411,500 and total budgeted expenditures are \$56,905,500. The following charts break down budgeted revenue by category and budgeted expenditures by Department:

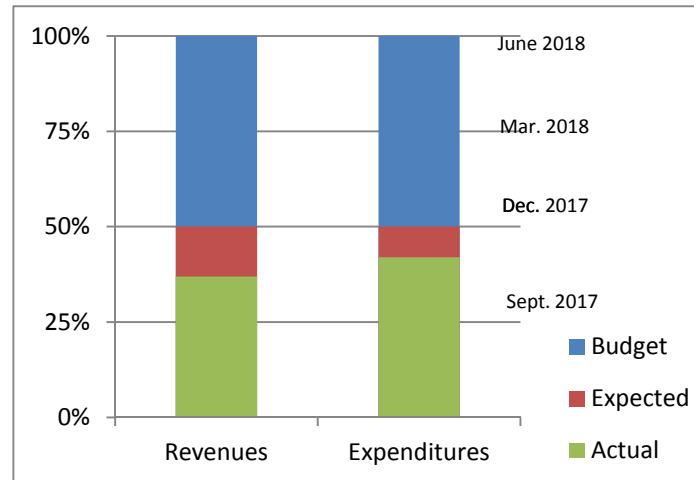


Taxes are by far the largest revenue source for the General Fund. While the City collects various types of taxes, the most significant are property and sales taxes. The City receives approximately 10% of all property taxes collected, 1% of sales tax collected and the full .5% of Measure C sales tax collected. Property taxes represent 41% of total taxes and sales tax (including Measure C) represents 43%. Of the total budgeted expenditures, approximately 68% are for personnel and the remaining 32% for services, supplies and transfers out to programs.

In November 2013, voters passed Measure C “Restoring Antioch Services Sales Tax”, a half cent sales tax initiative which became effective April 1, 2014. This City Council directed that 100% of these funds be allocated to enhancing Police and Code Enforcement services in the approved fiscal year 2017–18 budget. \$6,756,900 is projected to be received in the current fiscal year, with fiscal year 2017–18 collections as of September 30th amounting to \$2,368,425. While year to date collections appear low based on the annual projection, it is important to note that sales tax allocations are remitted two–three months after the corresponding month the collections relate to.

In November 2014, voters passed Measure O, a residential landlord business license tax. \$2,200,000 is projected to be received in the current fiscal year, with year to date collections totaling \$1,449,806. This money is used to supplement all General Fund operations.

The budget is monitored continually by City staff. A helpful tool in this analysis is to compare expected budget results on a quarterly basis to actual performance and determining the cause of any significant variances. A budget to actual comparison for the period ended 12/31/17 follows:



Based on the chart above, actual revenues and expenditures as of December 31st should be at 50% of the budgeted levels. Revenues appear significantly below the target due to the timing of the City's sales tax receipts. The first sales tax allocation for the current fiscal year was not received until the end of September. This demonstrates the need to maintain adequate reserves, or fund balance, to cover the cash flows for operating costs due to the uneven timing of receipts.

Expenditures are slightly below expectations due to the timing of expenditures. In addition, subsidies to Animal Services and Recreation Services do not occur until June when the actual amount needed to subsidize the programs is known. The uneven timing of revenue inflows and expenditure outflows demonstrates the need to maintain adequate reserves, or fund balance, to cover cash flows. This is represented on the chart above which shows expenditures to date exceeding collected revenues to cover those expenditures.

